


Co-Teaching for Student Success

A Practical Guide for Classroom Teachers




Richard Woods, Georgia's School Superintendent | Georgia Department of Education | Educating Georgia's Future

1

Co-Teaching Series


- The following module was created in collaboration with the Georgia Learning Resources System and the Georgia Department of Education.
- This module, **Co-Teaching for Student Success: A Practical Guide for Classroom Teachers**, is designed to provide teachers with a variety of tools that can be utilized within the co-taught classroom to ensure the use of the seven best practices related to highly effective co-teaching.
- Co-teaching is more than using a model. It's a partnership to provide substantially different instruction and outcomes for students with two teachers in the room. It is recommended that co-teaching teams participate in this professional learning together.



Richard Woods, Georgia's School Superintendent | Georgia Department of Education | Educating Georgia's Future

2

Learning Targets



The participant will identify three or more resources applicable to improving co-teaching practices in their classroom, school or district.

Richard Woods, Georgia's School Superintendent | Georgia Department of Education | Educating Georgia's Future

3

In Georgia...

During the 2017-18 school year, **64.13%** of students with disabilities were served in the general education classroom for **80% or more** of their school day.



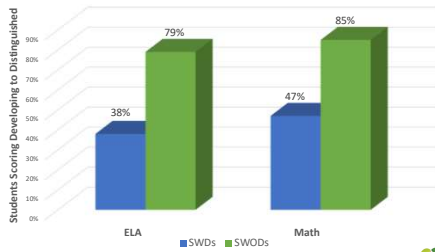
Richard Woods, Georgia's School Superintendent | Georgia Department of Education | Educating Georgia's Future



4

Achievement Data

2017-2018 End of Grade Test



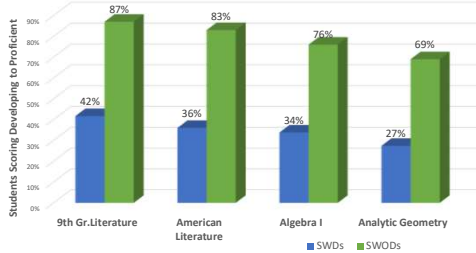
Richard Woods, Georgia's School Superintendent | Georgia Department of Education | Educating Georgia's Future



5

Achievement Data

2017-2018 End of Course Test



Richard Woods, Georgia's School Superintendent | Georgia Department of Education | Educating Georgia's Future




6

State Identified Barriers

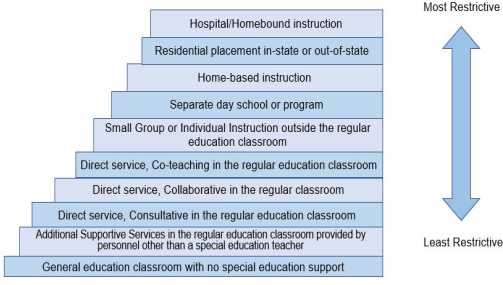
- Access to the General Curriculum for ALL Students
- Access to Positive School Climates for ALL Students
- Provision of Specially-Designed Instruction in the Least Restrictive Environment

Richard Woods, Georgia's School Superintendent | Georgia Department of Education | Educating Georgia's Future




7

Continuum of Services




Richard Woods, Georgia's School Superintendent | Georgia Department of Education | Educating Georgia's Future



8

Co-Teaching by Definition

The special education teacher AND the general education teacher provide service to students with disabilities and share equal teaching responsibilities for ALL students in the general education classroom.



Richard Woods, Georgia's School Superintendent | Georgia Department of Education | Educating Georgia's Future

9

Co-teaching is a weapon of mass instruction!



Richard Woods, Georgia's School Superintendent | Georgia Department of Education | Educating Georgia's Future



10

Co-Teaching Best Practices

- Shared Vision
- Effective Co-planning
- Specified Classroom Management and Organization
- Effective Instructional Delivery
- Effective Monitoring and Evaluation
- Reflection for Improvement
- Professional Development



Richard Woods, Georgia's School Superintendent | Georgia Department of Education | Educating Georgia's Future



11

Shared Vision


“Vision **without** action is merely a **dream**. Action **without** vision just passes the time. Vision **with** action can change the world.”

Joel A. Barker

Richard Woods, Georgia's School Superintendent | Georgia Department of Education | Educating Georgia's Future




12



- What is your district/school belief statement around co-teaching?
- What is your individual belief statement around co-teaching? Your co-teacher's belief statement?
- Can you articulate it?
- If not, this is a good place to stop and develop a belief statement of what your district, school or department believes about co-teaching.
- Write it down. Communicate it. Believe it. Put action to it.

Richard Woods, Georgia's School Superintendent | Georgia Department of Education | Educating Georgia's Future



13

Example Belief Statements


We believe in shared and equitable instructional risks with regard to strategies practiced by each individual with a shared vision of meeting the needs of all diverse groups of learners.

We believe that a co-teaching environment should be a partnership that includes shared instruction, planning, accumulating, modifying, designing, and grading of all students.

We believe that in the co-teach environment, special education and general education teachers are equally accountable for providing access to quality grade-level instruction benefiting all students.

We believe in collaborative planning that fosters equal instructional responsibilities, a shared vision in classroom management, and awareness of roles.


Richard Woods, Georgia's School Superintendent | Georgia Department of Education | Educating Georgia's Future




14

Visible Partnership

- Both teachers' names are on the board.
- Both teachers' names are on report cards.
- Both teachers have space for personal belongings.
- Both teachers have similar furniture.
- Both teachers take a lead role in the classroom.
- Both teachers talk during instruction.
- Both teachers give direction or permission without checking with the other teacher.
- Both teachers work with all students.
- Both teachers are considered teachers by all of the students.



Richard Woods, Georgia's School Superintendent | Georgia Department of Education | Educating Georgia's Future



15



What Do I Believe?


Parity Development Tool

What are some tools or strategies that you use?




16

Effective Co-planning



"The planning and implementation of [co-teaching] must be deliberate, structured, systematic and ongoing in order for it to be successful."
AIR.org, 2010



Richard Woods, Georgia's School Superintendent | Georgia Department of Education | Educating Georgia's Future


17

What is Co-Planning?

Co-planning allows the general and special teacher to:

- Communicate the needs of all students in the classroom in relation to the curriculum and the teaching of daily lessons and tasks
- Find ways to remove the barriers to effective teaching practices while keeping the rigor of the coursework intact
- Take the time to decide the big ideas that need to be understood and together make sure that those ideas are developed into effective lessons

Adapted from: Wilson, Gloria Lodato. *Co-Planning for Co-Teaching: Time-Saving Routines That Work in Inclusive Classrooms*. ASCD, 2016.




Richard Woods, Georgia's School Superintendent | Georgia Department of Education | Educating Georgia's Future

18

Why Should We Plan Together?

- Ensures needs of all students are met
- Allows team decision making
- Provides a way to problem solve to meet student challenges
- Allows a more productive learning environment
- Provides a goal-oriented learning environment
- Allows for greater opportunities for student feedback
- Failure to plan is failure to succeed.

Richard Woods, Georgia's School Superintendent | Georgia Department of Education | Educating Georgia's Future




19

Co-Planning for Instruction: A Three-Part Planning Model

1. **Periodic Face-to-Face Planning** – directed towards data interpretations and focused on analyzing past instruction to inform future instruction
2. **Electronic Planning** – used as a complement to face-to-face planning and should include the use of an electronic platform
3. **On-the-spot planning** – just a few minutes to touch base or make adjustments to the plans that may have gotten off pace due to situations that often cannot be foreseen

Richard Woods, Georgia's School Superintendent | Georgia Department of Education | Educating Georgia's Future




20

Three-Part Co-Planning Model

1. **Periodic Face-to-Face Planning** – directed towards data interpretations and focused on analyzing past instruction to inform future instruction.
2. **Electronic Planning** – used as a complement to face-to-face planning and should include the use of an electronic platform
3. **On-the-spot planning** – just a few minutes to touch base or make adjustments to the plans that may have gotten off pace due to situations that often cannot be foreseen

Richard Woods, Georgia's School Superintendent | Georgia Department of Education | Educating Georgia's Future



21



60-Minute Co-Planning Protocol


What are some tools or strategies that you use?



22

Three-Part Co-Planning Model


- 1. Periodic Face-to-Face Planning** – directed towards data interpretations and focused on analyzing past instruction to inform future instruction.
- 2. Electronic Planning** – used as a complement to face-to-face planning and should include the use of an electronic platform
- 3. On-the-spot planning** – just a few minutes to touch base or make adjustments to the plans that may have gotten off pace due to situations that often cannot be foreseen



23

Online Options for Electronic Co-Planning

Google Drive - Google Drive - Video	Dropbox - www.dropbox.com
Edmodo - https://www.edmodo.com	Evernote www.evernote.com
Google Hangouts - Google Hangouts Video	On-line Planbook - https://planbook.com/
Microsoft 365 – One Drive - www.microsoft365.com	Schoology - https://www.schoology.com/home.php
Wikispaces Classroom - www.wikispaces.com	Others ?



24

Three-Part Co-Planning Model

- 1. Periodic Face-to-Face Planning** – directed towards data interpretations and focused on analyzing past instruction to inform future instruction.
- 2. Electronic Planning** – used as a complement to face-to-face planning and should include the use of an electronic platform
- 3. On-the-spot Planning** – just a few minutes to touch base or make adjustments to the plans that may have gotten off pace due to situations that often cannot be foreseen

Richard Woods, Georgia's School Superintendent | Georgia Department of Education | Educating Georgia's Future



25

3 Methods of On-the-Spot Planning

- **Instructional Start-up Strategy:** Students are given an appropriate 4-5 minute assignment to be completed individually or with a partner. Students are taught that they should not interrupt the teachers except for an emergency (and they should be reinforced for following directions).
- **Review and Predict** – one teacher asks students to review what they have been learning and doing. This lets the teacher who just entered know where the students are in the learning. The teachers ask students about the instructional plans when both teachers are present.
- **Fast Talk** – co-teachers sometimes update their plans with a hurried conversation during class changes.

Richard Woods, Georgia's School Superintendent | Georgia Department of Education | Educating Georgia's Future



26



The number one problem in the classroom is not discipline; it is the lack of procedures and routines.

— Harry Wong —

AZ QUOTES


Specified Classroom Management and Organization

Richard Woods, Georgia's School Superintendent | Georgia Department of Education | Educating Georgia's Future




27

**Top 17 Classroom Management Strategies:
That Should be Emphasized in Every Classroom**
(adapted from Lewis, November 2007)



Richard Woods, Georgia's School Superintendent | Georgia Department of Education | Educating Georgia's Future



28




What's Your Ratio?
Classroom Management Self-Assessment

What are some tools or strategies that you use?




29




Effective Instructional Delivery

30

The design and delivery of co-instruction enables children to achieve the highest outcomes.



Richard Woods, Georgia's School Superintendent | Georgia Department of Education | Educating Georgia's Future




31

Recent Research Says:

- Evidence from current research indicates, when implemented as intended, co-teaching leads to increased academic success in the general education curriculum and classroom for students with disabilities (Huberman, Navo, & Parrish, 2012; Rigdon, 2010; Tremblay, 2013; Walsh, 2012).
- While expectations for co-teaching remain high, disappointing results on high-stakes tests for students with disabilities suggest that many co-teaching teams are not providing instruction in ways that realize the tremendous potential of this service delivery model (Murawski, 2006; Scruggs, Mastropieri, & McDuffie, 2007, Tremblay, 2013).

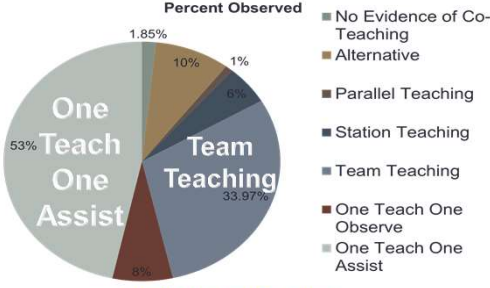
Richard Woods, Georgia's School Superintendent | Georgia Department of Education | Educating Georgia's Future



32

Partner Talk and Solutions

Percent Observed



53% One Teach One Assist

33.97% Team Teaching

23% One Teach One Observe

10% Alternative


6% Parallel Teaching

1.85% One Teach One Assist

1% No Evidence of Co-Teaching

BASED ON 482 WALKTHROUGHS

Richard Woods, Georgia's School Superintendent | Georgia Department of Education | Educating Georgia's Future




33

Co-Instructing is more than a Co-Teaching Model

- Co-teaching models are a necessary starting point for creating meaningful co-taught classrooms.
- The models serve as a well-defined structure that shape and organize lessons.
- Co-teaching models alone are not enough to improve student achievement.
- Co-instructing must also include key instructional strategies and specially designed instruction.
- Co-instruction must engage both teachers in the total instructional period and every learner engaged in learning is valued.

Richard Woods, Georgia's School Superintendent | Georgia Department of Education | Educating Georgia's Future




34

What are High Leverage Practices (HLPs)?

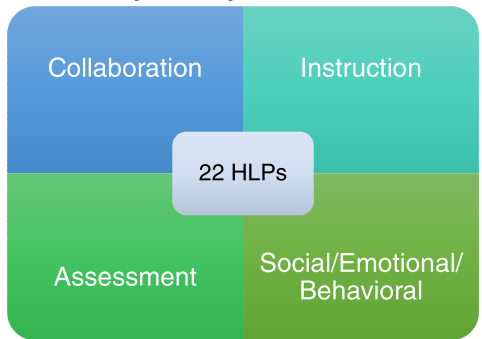
High Leverage Practices are a “set of practices that are fundamental to support...student learning, and that can be taught, learned, and implemented by those entering the profession.”

Richard Woods, Georgia's School Superintendent | Georgia Department of Education | Educating Georgia's Future




35

HLPs Unique to Special Education



Richard Woods, Georgia's School Superintendent | Georgia Department of Education | Educating Georgia's Future



36

Co-Assessing Student Performance

Co-assessing occurs when the co-teachers collaboratively evaluate, grade and reflect upon the results of assessments.

Co-assessing also includes reflecting informally on how a lesson went. Assessments might be formative (e.g., quick writes, homework, exit slips) or summative (e.g., lab reports, tests, essays).

In either case, **co-assessing** conversations should focus on what students have learned, where there is room for growth, and next steps for instruction.

Richard Woods, Georgia's School Superintendent | Georgia Department of Education | Educating Georgia's Future



40

Co-Assessing Student Performance

What It IS:

When both teachers assess and evaluate student progress. IEP goals are kept in mind, as are the curricular goals and standards for that grade level.

What It Is NOT:

When the general education teacher grades "his" kids and the special education teacher grades "her" kids – or when the general education teacher grades all students and the special education teacher surreptitiously changes the grades and calls it "modifying after the fact."

Richard Woods, Georgia's School Superintendent | Georgia Department of Education | Educating Georgia's Future



41

Co-Assessing Non-Negotiables

- Assessment decisions should be made **jointly** by both the general educator and the special educator.
- Assessment is more than a grade in a grade book.
- There is no one right way to assess students. They are different learners, and they will require different modes of assessment.

Richard Woods, Georgia's School Superintendent | Georgia Department of Education | Educating Georgia's Future




42

Co-Assessing Non-Negotiables

- Co-teachers must define what student improvement and learning means to them in the co-taught classroom.
- Co-teachers must adopt, “They are our kids, and we will assess them together”.
- Co-teachers should conduct formative assessments with feedback provided frequently.
- Compromise will frequently be necessary by both teachers.

Richard Woods, Georgia's School Superintendent | Georgia Department of Education | Educating Georgia's Future



43




Class Learning Plan

What are some tools or strategies that you use?

Georgia Department of Education | Educating Georgia's Future




44



Reflection for Improvement

Richard Woods, Georgia's School Superintendent | Georgia Department of Education | Educating Georgia's Future




45

Co-Assessing of Co-Teacher Performance

WHAT IT IS:
When teachers reflect on the progress and process, offering one another feedback on teaching styles, content, activities, and other items pertinent to improving the teaching situation.

WHAT IT IS NOT:
When teachers get frustrated with one another and tell the rest of the faculty in the teachers' lounge or when one teacher simply tells the other teacher what to do and how to do it.

Richard Woods, Georgia's School Superintendent | Georgia Department of Education | Educating Georgia's Future




46

Providing Feedback to Each Other

- The right attitude is far more important than the right skills.
- Debriefing is essential for improvement.
- Debriefing can be simple and quickly completed on a daily basis verbally, through an email or text message.
- Some co-teachers may only be able to debrief weekly.
- Honest feedback is key to improved relationships and instruction.
- Discuss how you will give each other feedback and the format of your feedback.

Richard Woods, Georgia's School Superintendent | Georgia Department of Education | Educating Georgia's Future



47



Co-Teaching Reflection Tool

What are some tools or strategies that you use?


Richard Woods, Georgia's School Superintendent | Georgia Department of Education | Educating Georgia's Future




48




49



50




51



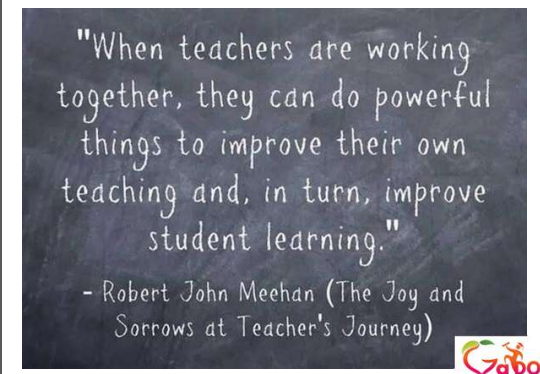
**Co-Teaching
Modules &
One-Pagers**

What are some tools
or strategies that you
use?




Georgia Department of Education

52




"When teachers are working
together, they can do powerful
things to improve their own
teaching and, in turn, improve
student learning."
- Robert John Meehan (The Joy and
Sorrows at Teacher's Journey)



Georgia Department of Education

53

**Can you answer
the**

**Learning
Targets** 

The
participant
will identify
three or more
resources
applicable to
improving
co-teaching
practices in
their
classroom,
school or
district.


Richard Woods, Georgia's School Superintendent | Georgia Department of Education | Educating Georgia's Future

54

Next Steps

- You and your co-teacher should complete the “Co-teaching Reflection Tool” provided in this presentation, compare and discuss your ratings, and then utilize them to develop goals and next steps for improving or refining your co-teaching practices.
- Determine which of the tools provided in this presentation would make a positive impact on your current practices and develop a plan with your co-teacher for how to implement and utilize the tools.

Richard Woods, Georgia's School Superintendent | Georgia Department of Education | Educating Georgia's Future




55

Federal Fund Disclaimer

“The contents of this training were developed under an IDEA grant from the Department of Education. However, those contents do not necessarily represent the policy of the Department of Education, and you should not assume endorsement by the Federal Government. No materials developed with IDEA federal funds may be sold for profit.”

Richard Woods, Georgia's School Superintendent | Georgia Department of Education | Educating Georgia's Future



56
