

# Webinar Series: ESSA Formula Allocations

Title I, Part C; Title III, Part A EL;  
Title III, Part A IMM; Title I, Part D;  
Title V, Part B



March 12, 2021

# Presenters

- Margarita Munoz, Title I Part C Manager
- Dr. Meg Baker, Title III/State ESOL Manager
- Eric McGhee, Title I D and Title V B Manager
- Carmen Freemire, Federal Budget Manager



# Webinar Series: ESSA Formula Allocations

## Title I, Part C

## Education of Migratory Children (MEP)



Margarita Munoz, Program Manager

# Topics

- Program Purpose
- Formula Statute
- Formula Review
- GaDOE's Workflow Procedures
- Questions and Answers

# Overarching Information

- U.S. Department of Education (ED) provides allocation information to states when available from Congress, typically in the Spring
- GaDOE provides **estimated** allocations in late Spring to assist LEAs with planning
- ED sends Grant Award Notice (GAN) to states by July 1
- Georgia State Board of Education reviews allocations at the July meeting
- LEA GANs are loaded to the Consolidated Application and budgeting begins

# Title I, Part C – Program Purpose

- The purpose of the MEP in Georgia (and the United States) is to ensure that migratory children fully benefit from the same free public education provided to all children and that the unmet education-related needs resulting from their migratory lifestyle are met.

# Legal Authority

- Statue: Elementary and Secondary Education Act (ESEA) of 1965, SEC. 1304(b)(5) and (d)
  - “....numbers and needs of migratory children, the requirements of subsection (d) (PFS), and the availability of funds from other Federal, State, and local programs...”

# Data Source

- Most recently approved Consolidated State Performance Report (CSPR).
  - Example: 2020-2021 school year formula used CSPR certified data from 2018-2019



# Title I, Part C – Formula Review

- A. Number of Migrant Children
- B. Needs of Migrant Children
- C. Priority for Services
- D. Availability of Other Funds

# Title I, Part C – Formula Review

## A. Number of Migrant Children

- 1) Unduplicated number of migrant children, P3-22 years of age (.5 each)

## B. Needs of Migrant Children

- 1) Number of migrant children in grades three through eight who scored below proficiency on State assessment in Reading/Language Arts (.2 each)
- 2) Number of migrant children in grades three through eight who scored below proficiency on State assessment in Mathematics (.2 each)
- 3) Number of migrant children in grades nine through twelve who failed one or more of the End of Course Assessments (.2 each)
- 4) Number of migrant children identified as English learners (EL) per SBOE rule 160-4-5-.02 (.2 each)
- 5) Number of migrant children in grades kindergarten through twelve who are overage for grade level by **one** or more years, working on course work below grade placement, or credit deficient (.2 each)

# Title I, Part C – Formula Review

## C. Priority for Service

- 1) Unduplicated number of migrant children classified as having “Priority for Service” (.75 each)

\*\*\*\*\*

- The points from these first three factors are totaled for each LEA, and then these totals are summed to determine the number of points that were available.
- Each LEA’s point total is converted into a percentage.

# Title I, Part C – Formula Review

## D. Availability of Other Funds

- There is a total of \$150,000 available for this factor. When the LEA per pupil expenditure (PPE) is compared to the state average PPE (average of LEAs with eligible migrant students only), the LEA is eligible for funds under this factor if its PPE is below the state average PPE.
- Each LEA that falls into this category will receive a share of the \$150,000 available under Factor D that is proportional to its share under Factors A-C above.

\*\*\*\*\*

An LEA allocation is its percentage of the funds available for factors A-C and any funds it generates under factor D.

# MEP Funds in Georgia

- Direct funded districts
  - Districts with a Title I, Part C allocation of more than \$15,000
- Consortium districts
  - Districts with a Title I, Part C allocation of less than \$15,000
  - Consortium district funds are pooled together and services are provided from our fiscal agent (Abraham Baldwin Agricultural College)
  - The fiscal agent operates the same way as a direct funded district. The difference is that the children and youth live around the state instead of within a single school district.
- *Note: FY22 formula allocations will be based on the 2018-2019 certified CSPR data (due to school closures impacting the 2020 Georgia Milestones assessment).*

# Title I, Part C – GaDOE’s Workflow Procedures

State MEP Database Creates the Data File

Formula is Applied using the Data File

MEP Staff Cross Check Accuracy

# Questions?

Add your questions to the chat or question box.



# Webinar Series: ESSA Formula Allocations Title III, Part A



Dr. Meg Baker, Program Manager  
Carmen Freemire, Federal Budgets Manager



# Topics

- Program Purpose
- Formula Statute
- Formula Review
- GaDOE's Workflow Procedures
- Questions and Answers

# Overarching Information

- U.S. Department of Education (ED) provides allocation information to states when available from Congress, typically in the Spring
- GaDOE provides **estimated** allocations in late Spring to assist LEAs with planning
- ED sends Grant Award Notice (GAN) to states by July 1
- Georgia State Board of Education reviews allocations at the July meeting
- LEA GANs are loaded to the Consolidated Application and budgeting begins

# Title III, Part A – Program Purposes

## **ESEA/ESSA, Sec. 3102**

1. To help ensure that English learners, including immigrant children and youth, attain English proficiency and develop high levels of academic achievement in English;
2. To assist all English learners, including immigrant children and youth, to achieve at high levels in academic subjects so that all ELs can meet the same challenging State academic standards that all children are expected to meet.

# Title III, Part A – Program Purposes

## ESEA/ESSA, Sec. 3102

3. To assist teachers (including preschool teachers), principals and other school leaders, State educational agencies (SEAs), local educational agencies (LEAs), and schools in establishing, implementing, and sustaining effective language instruction educational programs designed to assist in teaching ELs, including immigrant children and youth;
4. To assist SEAs and LEAs to develop and enhance their capacity to provide effective instructional programs designed to prepare ELs, including immigrant children and youth, to enter all-English instruction settings.

# Title III, Part A – Program Purposes

## **ESEA/ESSA, Sec. 3102**

5. To promote parental, family and community participation in language instructional educational programs for the parents, families, and communities of English learners.

# Title III, Part A – Formula Statute

- Title III – Language Instruction for English Learners and Immigrant Students
- Part A – English Language Acquisition, Language Enhancement, and Academic Achievement Act
- **Sec. 3111** – Formula Grants to States
  - (b) Use of Funds
  - (b)(2) State Activities
  - (b)(3) Direct Administrative Expenses
- **Sec. 3114** – Within-state allocations
  - (a) In General
  - (b) Limitation
  - (c) Reallocation
  - (d) Required Reservation – Immigrant Subgrants to LEAs

# Title III, Part A - Data Sources



1. Census Bureau English learner (EL) data
2. Census Bureau Immigrant children and youth data
3. State-reported number of ELs assessed for English language proficiency (ELP)
  - For FY2021, ED used SY2018-2019 ELP assessment counts



# Title III, Part A – Within-state Data Sources

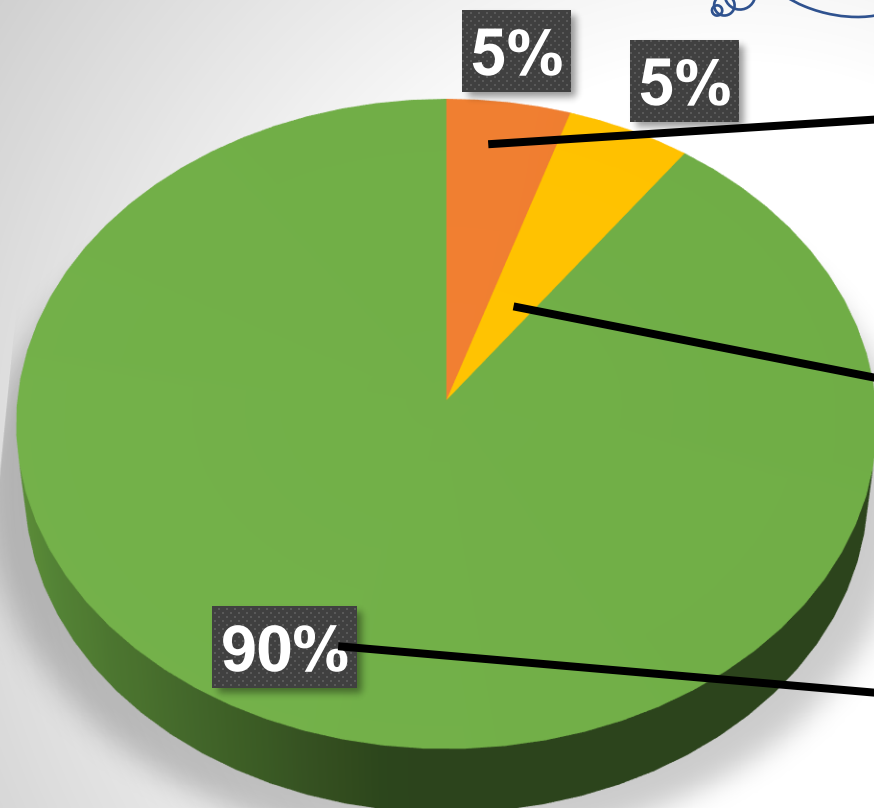
## English Learner Data

- Number of public-school identified English learner (EL=Yes) students as reported to the state in **March FTE-3**
- Number of private school identified EL students as reported to the state in March (in participating private schools only)

## Immigrant Data

- Number of public-school immigrant students as reported to state in October FTE-1
- Number of private school reported immigrants reported to the state in October (in participating private schools only)





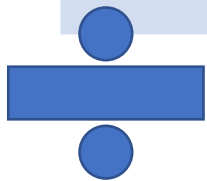
Up to 15% allowed -  
GA chose 5%

- State Activities & Direct Administration
- Immigrant subgrants to LEAs
- English learner subgrants to LEAs


# State Use of Title IIIA Funds

Each Regional Consortium counts as 1 LEA.

Total grant divided by total EL student population



English learner Per Pupil Amount (PPA)



LEAs' EL student count multiplied by PPA



LEAs not receiving \$10,000 minimum are removed



# Pre-Calculating Title III, Part A English Learner Subgrants

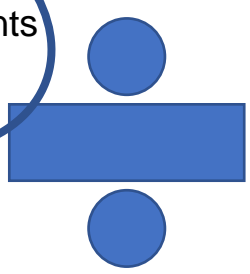
# Re-Calculating FINAL Title III, Part A English Learner Subgrants

Total grant divided by total EL student population only in qualifying LEAs

Re-calculated English learner Per Pupil Amount (PPA)

LEA & Consortia EL student count multiplied by new PPA

Each Regional Consortium counts as 1 LEA.



# Title III, Part A – English Learner Allocations Formula Review

<b>TITLE III Grant Amount</b>	<b>100,000</b>
2.5% for Administration	2,500
2.5% for State Activities	2,500
	95,000
95% of LEA Flowthrough for EL Student Population Share	90,000
5% of LEA Flowthrough for % Increase in Immigrant Students	5,000
	<b>95,000</b>

		PPA: Initial EL count/EL grant			PPA: Final EL count/EL grant
		<b>\$23.68</b>			<b>\$24.32</b>
	<b>Initial EL</b>	<b>Initial EL Count</b>	<b>\$10,000 threshold</b>	<b>Final EL Recount</b>	<b>EL Final</b>
<b>LOCAL EDUCATION AGENCY</b>	<b>Count</b>	<b>Allocation</b>	<b>Yes/No</b>	<b>&gt;=\$10,000</b>	<b>Allocation</b>
LEA A	1,500	\$35,526	Yes	1,500	\$36,486
LEA B	1,250	\$29,605	Yes	1,250	\$30,405
LEA C (part of collaborative consortium)	250	\$5,921	No	0	\$0
LEA D (part of collaborative consortium)	250	\$5,921	No	0	\$0
LEA E (not part of collaborative consortium)	100	\$2,368	No	0	\$0
Charter LEA F	450	\$10,658	Yes	450	\$10,946
Collaborative Consortium	500	\$11,842	Yes	500	\$12,162
<b>Totals</b>	<b>3,800</b>	<b>\$90,000</b>		<b>3,700</b>	<b>\$90,000</b>

# Title III, Part A Immigrant Statute

## Sec. 3114(d)

“The SEA shall reserve not more than 15% of the agency’s Title IIIA allotment to award subgrants to eligible entities in the state that have experienced a significant increase, as compared to the average of the 2 preceding fiscal years, in the percentage or number of immigrant children and youth, who have enrolled, during the fiscal year for which the subgrant is made, in public and nonpublic elementary and secondary schools...”

# Title III, Part A Immigrant Subgrant Awards – Eligibility & Calculation

- Must have  $\geq 10\%$  increase over average of prior 2 years
- Must have 50 immigrants or more

Determine Eligible LEAs



- Total immigrant subgrant amount divided by total number of immigrants in eligible LEAs
- Per Pupil (Immigrant) Amount
- PPA multiplied by number of immigrants in each LEA

Calculate Subgrants

# Title III, Part A – Immigrant Allocations Formula Review

<b>TITLE III Grant Amount</b>	<b>100,000</b>
2.5% for Administration	2,500
2.5% for State Activities	2,500
	95,000
95% of LEA Flowthrough for EL Student Population Share	90,000
5% of LEA Flowthrough for % Increase in Immigrant Students	5,000
	<b>95,000</b>

									PPA: Grant/Immigrant count
									\$5.41
LOCAL EDUCATION AGENCY	Immigrant Count 1st Prior Fiscal Year	Immigrant Count 2nd Prior Fiscal Year	Average 2 Prior Fiscal Years	Immigrant Count Current Fiscal Year	Difference Prior Fiscal Year Average compared to Current Fiscal Year	Determine if LEA >= 10% Increase	IF % increase >=10%, current fiscal year count	>=50 Count	Final Allocation
LEA A	100	130	115	120	5	4%	0	0	\$0
LEA B	200	250	225	275	50	22%	275	275	\$1,486
LEA C	500	600	550	650	100	18%	650	650	\$3,514
Charter LEA D	65	85	75	65	-10	0%	0	0	\$0
<b>STATE TOTALS</b>	<b>865</b>	<b>1,065</b>	<b>965</b>	<b>1,110</b>	<b>145</b>		<b>925</b>	<b>925</b>	<b>\$5,000</b>

# Title III, Part A – Allocation Adjustments....IF...

1. ...If a regional LEA consortium disbands or loses members **before July 1.**
2. ...If an LEA declines an allocation.
3. **Sec. 3114(c). – REALLOCATION –**  
“When the SEA determines an allocation amount made to an eligible LEA for a fiscal year will not be used by the LEA for the purpose for which the allocation was made, the SEA shall, in accordance with its appropriate rules, reallocate that amount to other eligible entities in the state that the agency determines will use the amount to carry out that purpose.”



# Title III, Part A – GaDOE's Workflow Procedures

- ED provides preliminary allocations for upcoming school year.
  - GaDOE received 2021-2022 notification in February 2021.
- Calculations finalized using ED data, state student population data (public and private), and regional consortia data.
- Internal quality control and cross-check procedures
- Allocations approved by State Board of Ed.
- GANs posted in myGaDOE portal ConAPP.
- LEAs submit budgets and Program Plan in myGaDOE portal ConAPP.

# Questions?

Add your questions to the chat or question box.

# Webinar Series: ESSA Formula Allocations

## Neglected, Delinquent, or At-Risk Title I, Part D



Eric McGhee, Program Manager  
Carmen Freemire, Budget Manager

# Topics

- Program Purpose
- Formula Statute
- Formula Review
- GaDOE's Workflow Procedures
- Questions and Answers

# Overarching Information

- U.S. Department of Education (ED) provides allocation information to states when available from Congress, typically in the Spring
- GaDOE provides **estimated** allocations in late Spring to assist LEAs with planning
- ED sends Grant Award Notice (GAN) to states by July 1
- Georgia State Board of Education reviews allocations at the July meeting
- LEA GANs are loaded to the Consolidated Application and budgeting begins

# Title I, Part D – Program Purpose

## SEC. 1401. PURPOSE AND PROGRAM AUTHORIZATION-

- To improve educational services for children and youth in local and tribal State institutions for neglected or delinquent children and youth so that such children and youth have the opportunity to meet the same challenging State academic standards that all children in the State are expected to meet
- To provide such children and youth with the services needed to make a successful transition from institutionalization to further schooling or employment; and
- To prevent at-risk youth from dropping out of school, and to provide dropouts, and children and youth returning from correctional facilities or institutions for neglected or delinquent children and youth, with a support system to ensure their continued education and the involvement of their families and communities.

# Title I, Part D – Flowchart

Title I, Part D

Title I, Part D, Subpart 1

Title I, Part D, Subpart 2

**Georgia Department of Corrections  
GDC**  
State-Operated Prisons

**Department of Juvenile Justice DJJ**  
Regional Youth Detention Centers  
(RYDC) and Youth Development  
Campuses (YDC)

**Local Educational Agencies  
LEAs**  
In collaboration with local residential  
facilities for delinquent children and  
youth

# Title I, Part D – Formula Statute

## Reporting

- Local education agencies (LEAs) reporting neglected children on the annual N&D survey receive the Title I, Part A neglected reservation.
- State agencies (SAs) reporting delinquent children on the annual survey MAY receive the Title I, Part D, Subpart 1 allocation.
- LEAs reporting delinquent children on the annual survey MAY receive the Title I, Part D, Subpart 2 allocation, if those LEAs reported delinquent numbers above the median of all reporting LEAs received the above allocation.
- Those LEAs reporting delinquent numbers below the median are not eligible to receive the Title I, Part D, Subpart 2 allocation.



# Title I, Part D, Subpart 1 – Formula Data Sources

- Enrollment of students under the age of 21 in State operated or supported institutions, community day programs, or adult correctional institutions for neglected or delinquent children.
- In Georgia, the Department of Juvenile Justice (DJJ) and Department of Corrections both qualify to receive Title ID, Subpart 1 funding.

# Title I, Part D, Subpart 2 – Formula Data Sources

- Number of neglected or delinquent children ages 5 – 17, inclusive in local institutions as reported by LEAs.

# Title I, Part D – Formula Review

## Title I, Part D, Subpart 1

- The ED formula first requires State Education Agencies (SEAs) to reserve a portion of the grant to calculate required set-asides:
  - 1% set-aside for **state administrative costs** unless ED mandates the maximum amount an SEA may use for administration.
- The remaining funds are allocated to qualifying institutions.

# Title I, Part D – Formula Review

## Title I, Part D, Subpart 1

### FYXX Title ID, Subpart 1

<b>Grant Award</b>	<b>\$200,000</b>
<b>Administrative Set-Aside</b>	<b>\$2,000</b>
<b>Allocation</b>	<b>\$198,000</b>
<b>Per Pupil Amount: Grant/count</b>	<b>\$116</b>

<b>Qualifying Institution</b>	<b>Enrollment of students under 21</b>	<b>FYXX ALLOCATION</b>
<b>Department of Juvenile Justice</b>	<b>1,074</b>	<b>\$125,089</b>
<b>Department of Corrections</b>	<b>626</b>	<b>\$72,911</b>
<b>Totals</b>	<b>1,700</b>	<b>\$198,000</b>

# Title I, Part D – Formula Review

## Title I, Part D, Subpart 2

- The Title I, Part D, Subpart 2 has no set-asides.
- The remaining funds are allocated to qualifying LEAs.

### FYXX Title ID, Subpart 2

<b>Grant Award</b>	<b>\$25,000</b>
<b>Per Pupil Amount: Grant/count</b>	<b>\$280.90</b>

<b>Local Educational Agency (LEA)</b>	<b>Delinquent Count for October 20XX</b>	<b>Count greater than Average?</b>	<b>Eligible Count</b>	<b>Final Allocation</b>
<b>LEA A</b>	<b>37</b>	<b>Yes</b>	<b>37</b>	<b>\$10,393</b>
<b>LEA B</b>	<b>5</b>	<b>No</b>	<b>0</b>	<b>\$0</b>
<b>LEA C</b>	<b>2</b>	<b>No</b>	<b>0</b>	<b>\$0</b>
<b>LEA D</b>	<b>52</b>	<b>Yes</b>	<b>52</b>	<b>\$14,607</b>
<b>LEA E</b>	<b>9</b>	<b>No</b>	<b>0</b>	<b>\$0</b>
<b>State Total</b>	<b>105</b>		<b>89</b>	<b>\$25,000</b>
<b>State Average</b>	<b>21</b>			

# Questions?

Add your questions to the chat or question box.

# Webinar Series: ESSA Formula Allocations

## Rural Education Initiative Title V, Part B



Eric McGhee, Program Manager  
Carmen Freemire, Budget Manager

# Topics

- Program Purpose
- Formula Statute
- Formula Review
- GaDOE's Workflow Procedures
- Questions and Answers



# Overarching Information

- U.S. Department of Education (ED) provides allocation information to states when available from Congress, typically in the Spring
- GaDOE provides **estimated** allocations in late Spring to assist LEAs with planning
- ED sends Grant Award Notice (GAN) to states by July 1
- Georgia State Board of Education reviews allocations at the July meeting
- LEA GANs are loaded to the Consolidated Application and budgeting begins

# Title V, Part B – Program Purpose

## SEC. 6202. PURPOSE AND PROGRAM AUTHORIZATION-

- Title V, Part B of Every Student Succeeds Act, or ESSA, provides funding to address the unique needs of rural local education agencies (LEAs) that:
  1. Lack the personnel and resources needed to compete effectively for Federal competitive grants.
  2. Receive formula grant allocations often too small to be effective in meeting their intended purpose.

# Title V, Part B – Program Purpose

## Title V, Part B, Subparts 1 and 2:

- There are two separate grant programs within Title V, Part B:
  1. The Small Rural School Achievement Grant Program (SRSA) (Section 5211) is funded directly by the U.S. Department of Education (ED).
  2. The Rural and Low-Income School Program (RLIS) (Section 5221) provides federal funds to the Georgia Department of Education (GaDOE) which allocates funds to rural LEAs serving concentrations of poor students.
- Under ESSA, LEAs may be found eligible for both programs and must select either SRSA or RLIS.

# Title V, Part B – Formula Statute

## ELIGIBILITY FOR RLIS:

- Under the Rural and Low-Income School Program, the Georgia State Board of Education (SBOE) awards sub-grants to eligible LEAs on a formula basis. An LEA is eligible if:
  1. Twenty percent or more of the children ages 5 through 17 years served by the LEA are from families with income below the poverty line.
  2. All the schools served by the agency are designated with a locale school code of 32, 33, 41, 42, or 43 by the US ED's National Center for Education Statistics or the US ED has determined, based on a demonstration by the LEA and concurrence of the SBOE, that the LEA is located in an area defined as rural by a government agency of the state.

# Title V, Part B – Formula Data Sources

- ED identifies RLIS eligible LEAs when it provides annual grant allocation information.

# Title V, Part B – Formula Review

- The ED formula first requires State Education Agencies (SEAs) to reserve a portion of the grant to calculate required set-asides:
  - **5% set-aside for state administrative costs.**
- The remaining funds are allocated to qualifying LEAs.

# Title V, Part B – Formula Review

## Title V, Part B

<b>Grant Award</b>	<b>\$100,000</b>
<b>Administrative Set-aside 5%</b>	<b>\$5,000</b>
<b>Allocation</b>	<b>\$95,000</b>
<b>Per Pupil Amount: Grant/Eligible count</b>	<b>\$17.03</b>

<b>Local Educational Agency</b>	<b>Eligible for Title VB, RLIS Designation</b>	<b>Average Daily Attendance Count</b>	<b>Eligible ADA Count</b>	<b>Final Allocation</b>
<b>LEA A</b>	<b>RLIS</b>	<b>2,103</b>	<b>2,103</b>	<b>\$35,804</b>
<b>LEA B</b>		<b>1,628</b>	<b>0</b>	<b>\$0</b>
<b>LEA C</b>	<b>RLIS</b>	<b>876</b>	<b>876</b>	<b>\$14,914</b>
<b>LEA D</b>	<b>RLIS</b>	<b>2,601</b>	<b>2,601</b>	<b>\$44,282</b>
<b>LEA E</b>		<b>184</b>	<b>0</b>	<b>\$0</b>
<b>State Total</b>		<b>7,392</b>	<b>5,580</b>	<b>\$95,000</b>

# Questions?

Add your questions to the chat or question box.