

# Local Assessment District User Guide

---



**Georgia Department of Education**

**Richard Woods, Georgia's School Superintendent**  
*"Educating Georgia's Future"*

## Table of Contents

Introduction .....	3
Accessing Local Assessment.....	3
Dashboards .....	4
Operational .....	4
Legend.....	5
Historical .....	9
Legend.....	10

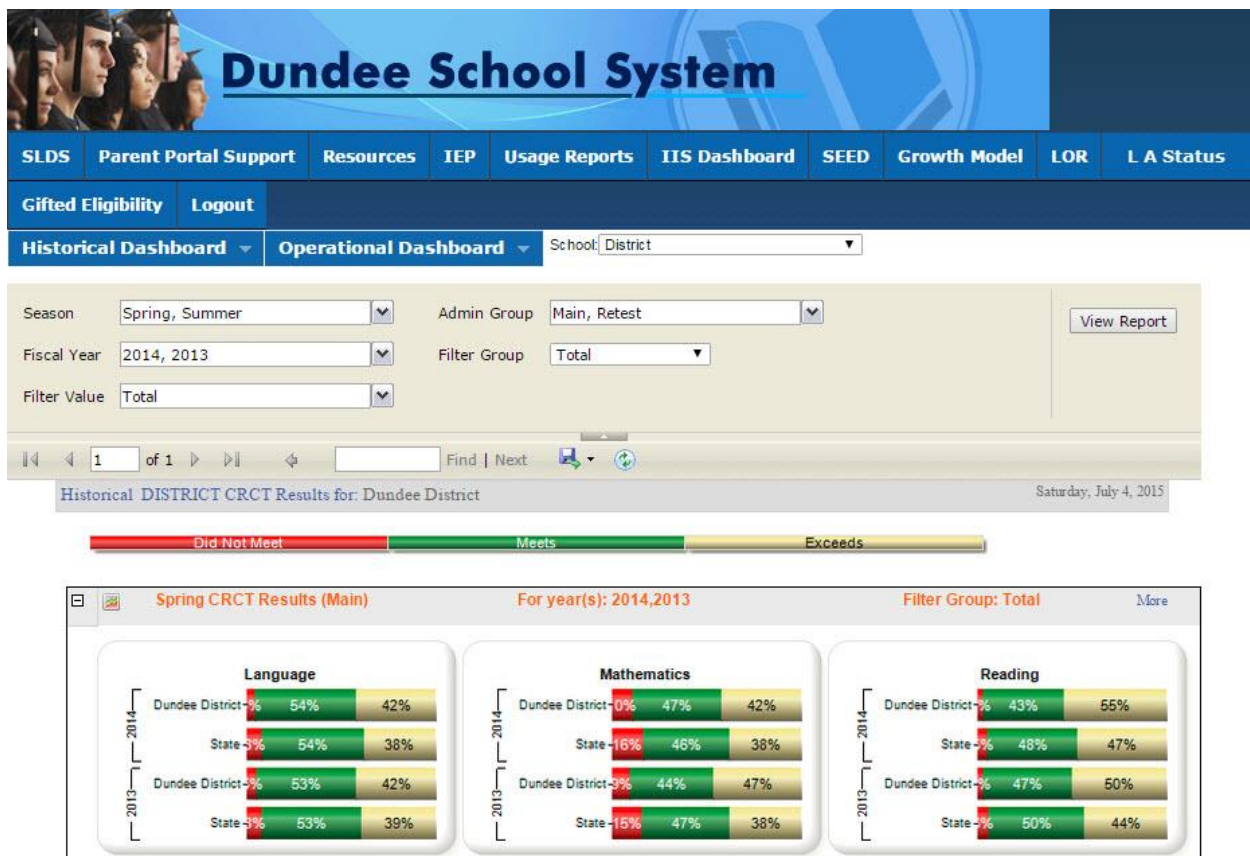
## Introduction

The Local Assessment web application provides student assessment data for districts, schools, and teachers. The addition of the Local Assessment web application tells a more complete story about the academic performance of students.

This document provides information on accessing and understanding the features of Local Assessment.

## Accessing Local Assessment

1. Log on to your Student Information System (SIS).
2. Select the Statewide Longitudinal Data System (SLDS) link. The SLDS window is displayed.



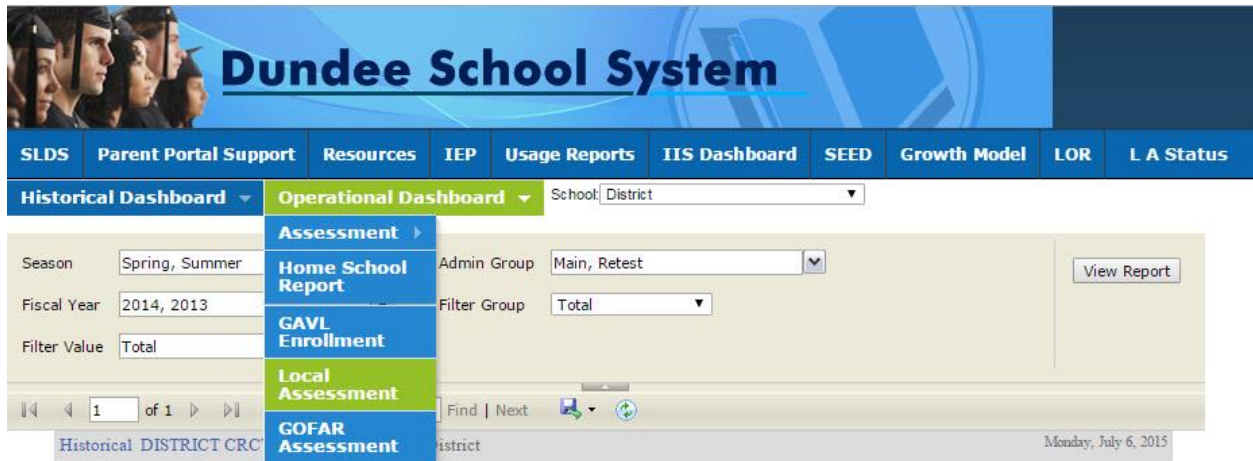
 This is the default view for the District Dashboard. Your dashboard may differ according to the permissions afforded you by your district.

## Dashboards

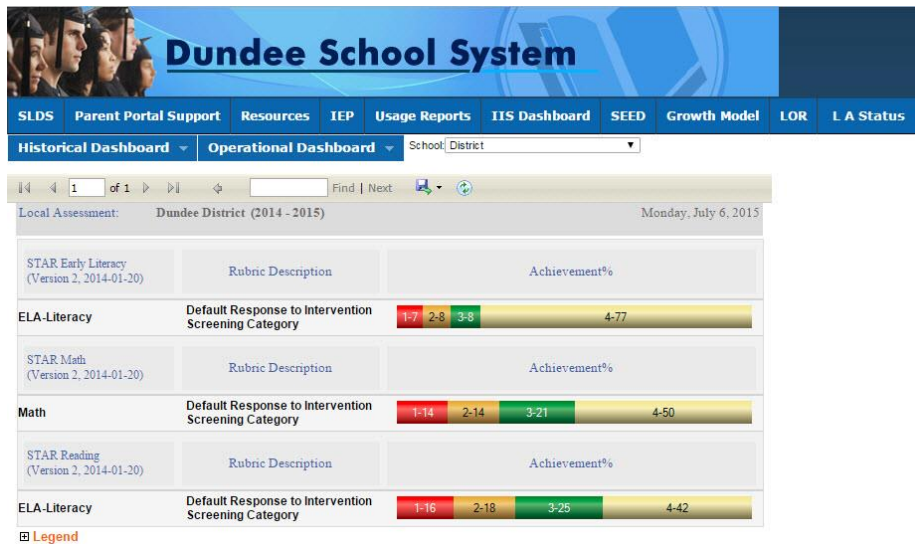
Within Local Assessment you can view assessment data from two perspectives, historical and operational.

### Operational

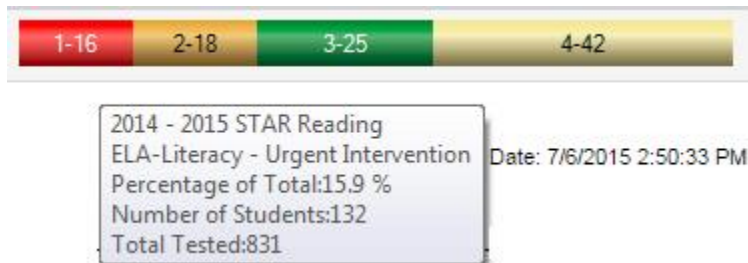
The operational dashboard provides assessment data for students that are currently enrolled in classes within the district. To view assessment data, hover your mouse over the **Operational Dashboard** button. Click on the **Local Assessment** button.




The assessments available to your district are displayed. You can hold your mouse over each achievement band for additional information.

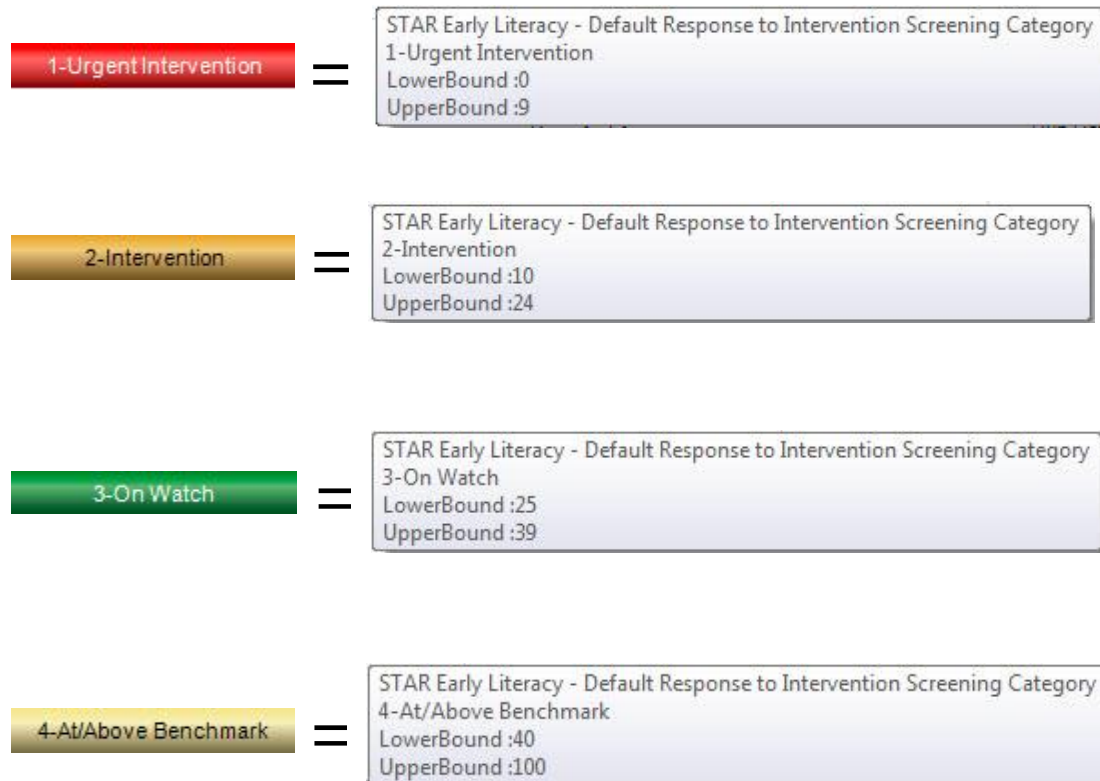


In this example, **1-16** the number 1 indicates that students in this area need urgent intervention. The number 16 indicates that 16% of the total number of students tested are in the urgent intervention category. Specific assessment information can be accessed by holding your mouse over an achievement band.



## Legend

The **Legend** link  at the bottom of the assessment provides the name of the assessment, the action needed to be taken, along with the upper and lower thresholds for that achievement band.



## Local Assessment District User Guide

This page displays detailed assessment information. Each school within your district is represented based on the colored band you clicked on. In this example, each student within the *Urgent Intervention* category for each school in the district is displayed.

The screenshot shows the 'Operational Dashboard' for 'Urgent Intervention' students. The 'Achievement Level' is set to 'Urgent Intervention' and the 'Measure Name' is 'Scaled Score, Grade Equivalent, P'. The table below lists students from Avery Elementary School.

School Name	Student Name	GTID	ELA-Literacy						
			Percentile Rank	Alternate Scaled Score	Alternate Zone of Proximal Development High	Alternate Zone of Proximal Development Low	Estimated Oral Reading Fluency	Grade Equivalent	Instructional Reading Level
Avery Elementary School	<a href="#">Alamo, Ricky C</a>	9000393230	1	0	0	0	31.00	1.40	-1.00
	<a href="#">Boehm, Nick C</a>	9000804000	2	0	0	0	12.00	1.00	-1.00
	<a href="#">Cabrera, Margit R</a>	9000400531	2	0	0	0	26.00	1.30	-1.00
	<a href="#">Chambers, Brandy A</a>	9000178458	8	0	0	0		3.20	3.20

- Click on a school to view detailed assessment information for that school.
- Navigate through the data by using the **Achievement Level** filter. Click the **View Report** button to generate the report.
- Filter data by using the **Measure Name** filter. Click the **View Report** button to generate the report.
- Click on a student's link to go to their profile page.

The screenshot shows the 'Operational Dashboard' with filters and a table of student data. The 'Achievement Level' is set to 'Urgent Intervention' and the 'Measure Name' is 'Scaled Score, Grade Equivalent, P'. The 'View Report' button is highlighted. The table below lists students from Avery Elementary School.

School Name	Student Name	GTID	ELA-Literacy	
			Percentile Rank	Alternate Scaled Score
Avery Elementary School	<a href="#">Alamo, Ricky C</a>	9000393230	1	0
	<a href="#">Boehm, Nick C</a>	9000804000	2	0
	<a href="#">Cabrera, Margit R</a>	9000400531	2	0
	<a href="#">Chambers, Brandy A</a>	9000178458	8	0

This is the student profile page.

 Local assessments are now available from the student profile page.

SLDS | Parent Portal Support | Resources | IEP | Usage Reports | IIS Dashboard | SEED | Growth Model | LOR | L A Status

Historical Dashboard | Operational Dashboard | School: District

Boehm, Nick C/GTID:9000804000 (as of school year 2014-2015) Thursday, July 9, 2015

### Student Profile for Boehm, Nick C/GTID:9000804000 (as of school year 2014-2015)

**Demographics**

Name: Boehm, Nick C<sup>3</sup>


Grade: 05<sup>3</sup>

Gender: male<sup>1</sup>

Ethnicity: white, not of hispanic origin<sup>1</sup>

Birth Date: 9/13/2004<sup>1</sup>

**Attendance**



Year	Days Absent
2010	2
2011	4
2012	1
2013	2
2014	4

<sup>1</sup>This information is from Student Record 2014

<sup>3</sup>Student Class File last received on: 08/01/2014

---

**Local Assessments**

▣ 2014 - 2015

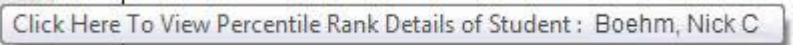
Dundee District - STAR Early Literacy (Version 2, 2014-01-20)	Rubric Description	Achievement	Details
ELA-Literacy	Default Response to Intervention Screening Category	4-52	
Dundee District - STAR Math (Version 2, 2014-01-20)	Rubric Description	Achievement	Details
Math	Default Response to Intervention Screening Category	4-58	
Dundee District - STAR Reading (Version 2, 2014-01-20)	Rubric Description	Achievement	Details
ELA-Literacy	Default Response to Intervention Screening Category	1-2	

▣ 2013 - 2014

Dundee District - STAR Early Literacy (Version 2, 2014-01-20)	Rubric Description	Achievement	Details
ELA-Literacy	Default Response to Intervention Screening Category	4-91	

▣ Legend (2014 - 2015)

Click on the [Details](#) link to display the **Percentile Rank** of the selected student.

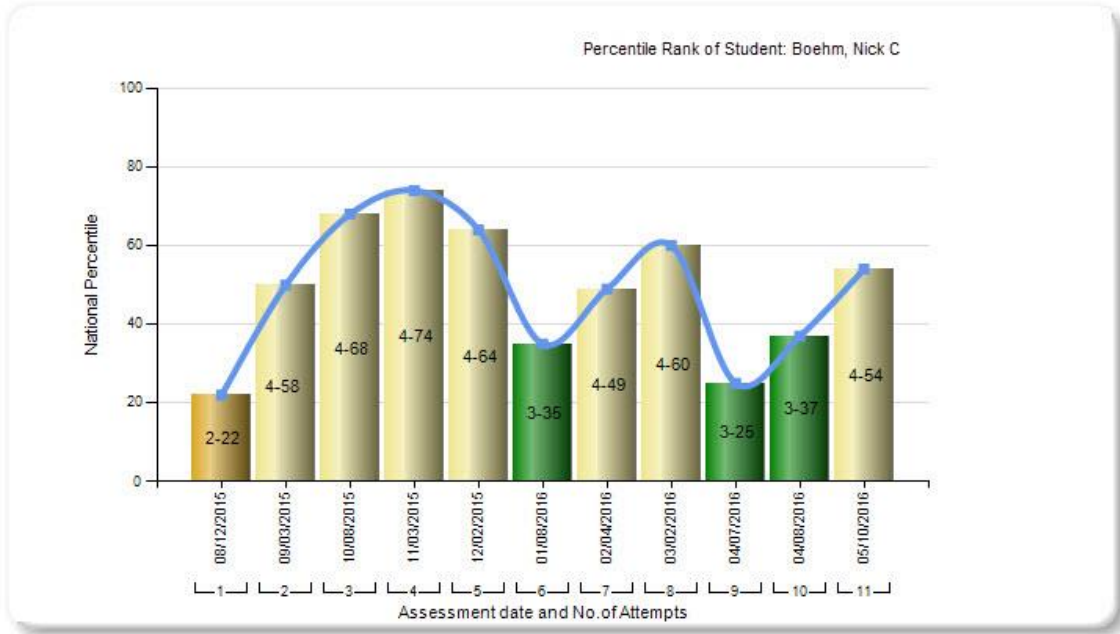
 The view when hovering over the [Details](#) link. 

## Local Assessment District User Guide

This is the percentile ranking of the student. Click on a specific percentile to view the details.



### Dundee District - Boehm, Nick C - STAR Reading (Version 3, 2016-02-26)(2015-2016)



#### Legend

STAR Reading (Version 3, 2016-02-26)(2015-2016)



### Percentile Details

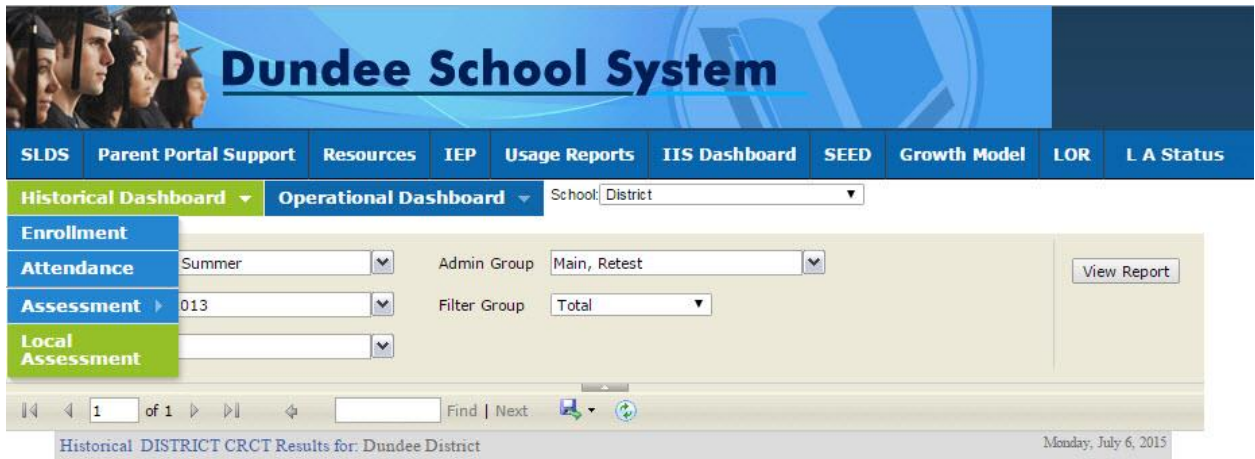
STAR Reading (2016 - 2017) (Version 3, 2016-02-26)  
 ELA-Literacy (Intervention) - 1st Attempt

Student Name	GTID	Grade	Assessment Date	ELA-Literacy			
				PercentileRank	GradeEquivalent	IRL	Lexile
<a href="#">Boehm, Nick C</a>	9000393230	01	08/12/2015	22	1.10	-1.00	BR400L

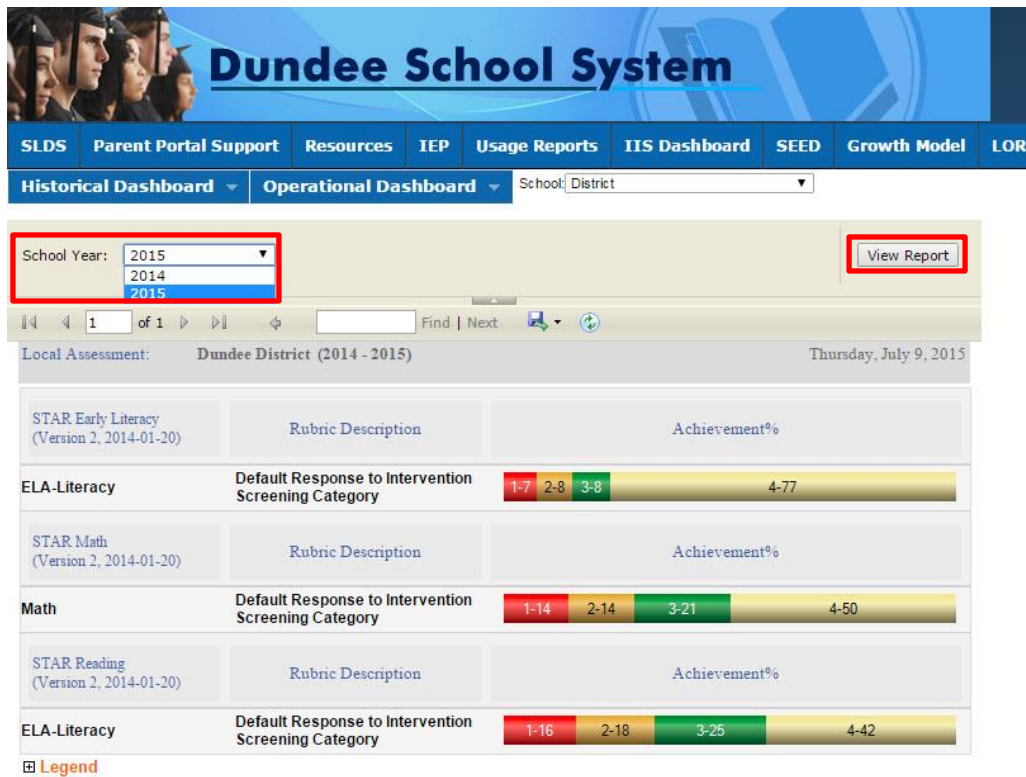


## Historical

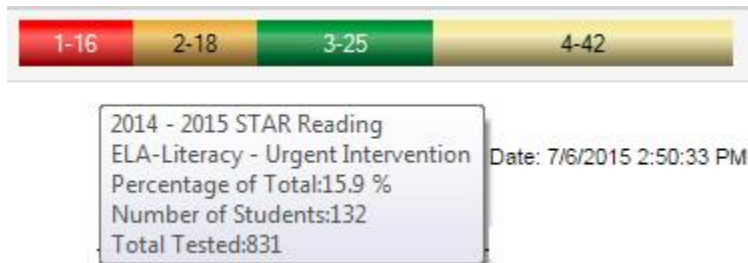
The historical dashboard displays assessment data for currently enrolled students as well as their entire history. To view assessment data, hover your mouse over the **Historical Dashboard** button. Click on the **Local Assessment** button.




The assessment window will open. Use the **School Year** filter to view a specific year. Click the **View Report** button to generate the report.

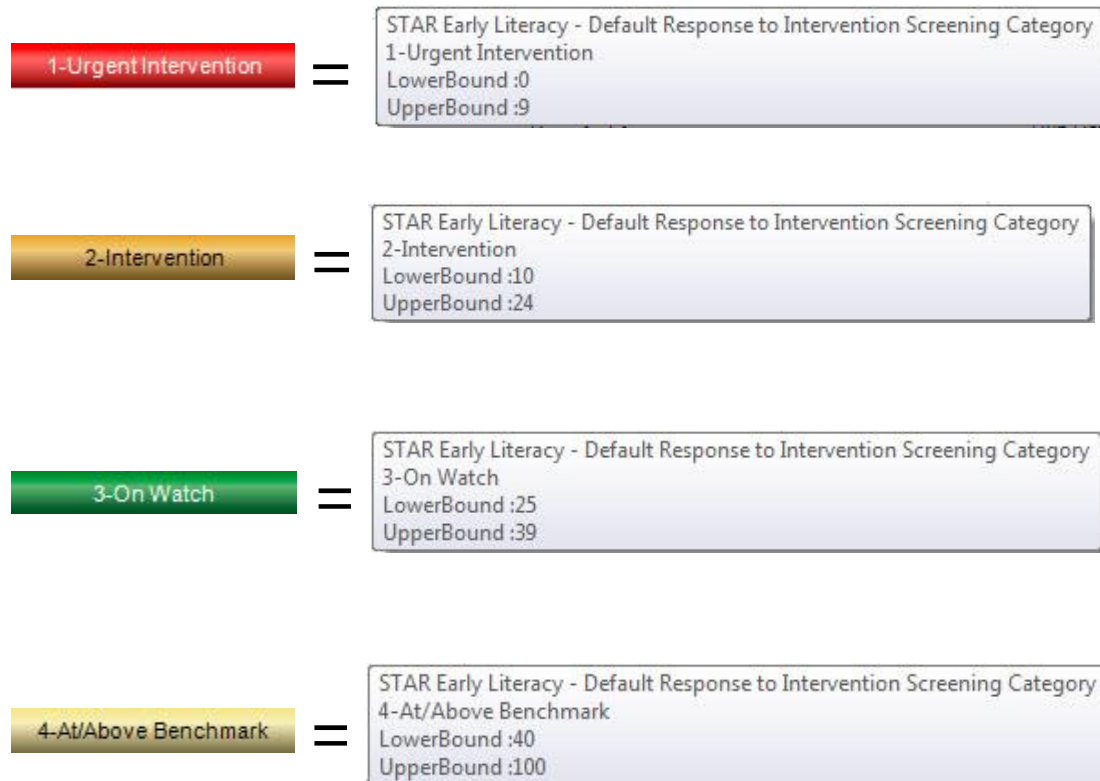


In this example, **1-16** the number 1 indicates that students in this area need urgent intervention. The number 16 indicates that 16% of the total number of students tested are in the urgent intervention category. Specific assessment information can be accessed by clicking on a colored band.



## Legend

The **Legend** link  **Legend** at the bottom of the assessment provides the name of the assessment, the action needed to be taken, along with the upper and lower thresholds for that achievement band.



## Local Assessment District User Guide

This page displays detailed assessment information. Each school within your district is represented based on the colored band you clicked on. In this example, each student within the *Urgent Intervention* category for each school in the district is displayed.

School Name	Student Name	GTID	Percentile Rank	Alternate Scaled Score	Alternate Zone of Proximal Development High	Alternate Zone of Proximal Development Low	Estimated Oral Reading Fluency	Grade Equivalent	Instructional Reading Level
Avery Elementary School	<a href="#">Alamo, Ricky C</a>	9000393230	1	0	0	0	31.00	1.40	-1.00
Avery Elementary School	<a href="#">Boehm, Nick C</a>	9000804000	2	0	0	0	12.00	1.00	-1.00
Avery Elementary School	<a href="#">Cabrera, Margit R</a>	9000400531	2	0	0	0	26.00	1.30	-1.00
Avery Elementary School	<a href="#">Chambers, Brandy A</a>	9000178458	8	0	0	0		3.20	3.20

- Click on a school to view detailed assessment information for that school.
- Navigate through the data by using the **Achievement Level** filter. Click the **View Report** button to generate the report.
- Filter data by using the **Measure Name** filter. Click the **View Report** button to generate the report.
- Click on a student's link to go to their profile page.

School Name	Student Name	GTID	Percentile Rank	Alternate Scaled Score
Avery Elementary School	<a href="#">Alamo, Ricky C</a>	9000393230	1	0
Avery Elementary School	<a href="#">Boehm, Nick C</a>	9000804000	2	0
Avery Elementary School	<a href="#">Cabrera, Margit R</a>	9000400531	2	0
Avery Elementary School	<a href="#">Chambers, Brandy A</a>	9000178458	8	0

This is the student profile page.

 Local assessments are now available from the student profile page.

SLDS | Parent Portal Support | Resources | IEP | Usage Reports | IIS Dashboard | SEED | Growth Model | LOR | L A Status

Historical Dashboard | Operational Dashboard | School: District

Boehm, Nick C/GTID:9000804000 (as of school year 2014-2015) Thursday, July 9, 2015

### Student Profile for Boehm , Nick C/GTID:9000804000 (as of school year 2014-2015)

**Demographics**

Name: Boehm , Nick C<sup>3</sup>

Grade: 05<sup>3</sup>

Gender: male<sup>1</sup>

Ethnicity: white, not of hispanic origin<sup>1</sup>

Birth Date: 9/13/2004<sup>1</sup>

**Attendance**

Year	Days Absent
2010	2
2011	4
2012	1
2013	2
2014	4

<sup>1</sup>This information is from Student Record 2014

<sup>3</sup>Student Class File last received on: 08/01/2014

---

**Local Assessments**

2014 - 2015

Assessment	Rubric Description	Achievement	Details
Dundee District - STAR Early Literacy (Version 2, 2014-01-20)	Default Response to Intervention Screening Category	4-52	<a href="#">Details</a>
Dundee District - STAR Math (Version 2, 2014-01-20)	Default Response to Intervention Screening Category	4-58	<a href="#">Details</a>
Dundee District - STAR Reading (Version 2, 2014-01-20)	Default Response to Intervention Screening Category	1-2	<a href="#">Details</a>

2013 - 2014

Assessment	Rubric Description	Achievement	Details
Dundee District - STAR Early Literacy (Version 2, 2014-01-20)	Default Response to Intervention Screening Category	4-91	<a href="#">Details</a>

[Legend \(2014 - 2015\)](#)

Click on the [Details](#) link to display the **Percentile Rank** of the selected student.

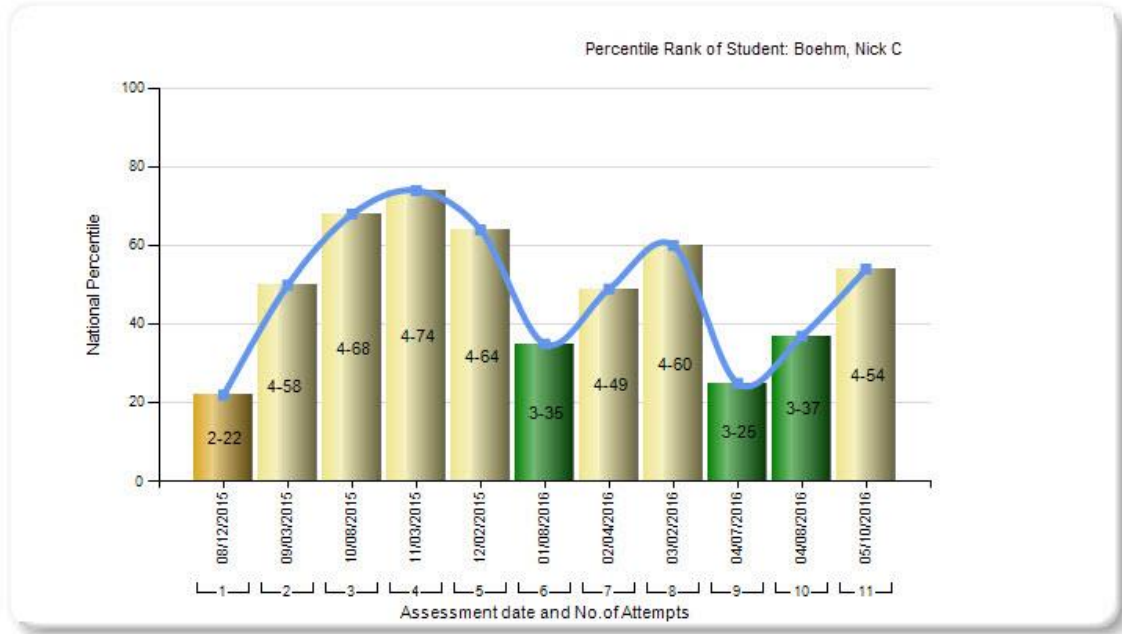
 The view when hovering over the [Details](#) link. 

## Local Assessment District User Guide

This is the percentile ranking of the student. Click on a specific percentile to view the details.



### Dundee District - Boehm, Nick C - STAR Reading (Version 3, 2016-02-26)(2015-2016)



#### Legend

STAR Reading (Version 3, 2016-02-26)(2015-2016)



### Percentile Details

STAR Reading (2016 - 2017) (Version 3, 2016-02-26)  
 ELA-Literacy (Intervention) - 1st Attempt

Student Name	GTID	Grade	Assessment Date	ELA-Literacy			
				Percentile Rank	Grade Equivalent	IRL	Lexile
<a href="#">Boehm, Nick C</a>	9000393230	01	08/12/2015	22	1.10	-1.00	BR400L