



PCGENESIS TECHNICAL SYSTEM OPERATIONS GUIDE

12/20/2023

Section C: PCGenesis Printing

***[Topic 3: PCGenesis System Log Reports,
V1.0]***

Revision History

Date	Version	Description	Author
12/20/2023	1.0	23.04.00 – New document.	D. Ochala

Table of Contents

- OVERVIEW.....1**
- PROCEDURE A: PRINT THE CURRENT USER LOGON HISTORY3**
 - A1. DETAIL FOR CURRENT USERLIST REPORT - EXAMPLE7
- PROCEDURE B: SCHEMA BACKUP LOG REPORTS.....8**
 - B1. SCHEMA BACKUP LOG REPORT - EXAMPLE11
- PROCEDURE C: PCGENESIS TRANSACTION LOG REPORTS.....12**
 - C1. TRANSACTION FINANCIAL GATEKEEPER LOG REPORT - EXAMPLE15
 - C2. TRANSACTION PAYROLL GATEKEEPER LOG REPORT - EXAMPLE.....16

Overview

PCGenesis offers several system log reports.

Current User Logon History: The *Print Current Logon History* prints a listing of PCGenesis users who are currently logged into PCGenesis, and a listing of the date and time activity by *user ID*.

Monthly copies of the *Detail for Current USERLIST Report* are available in the **K:\BACKUP\LI** directory on the PCGenesis server, as shown below. The filenames are in the format of **LIymmdd** where *yymmdd* is the date the summary was created. The PCGenesis system keeps up to two years of logon summaries available in the **K:\BACKUP\LI** directory.

BACKUP > LI				
Name	Date modified	Type	Size	
LI220101.TXT	1/1/2022 1:00 AM	Text Document	8 KB	
LI220201.TXT	2/1/2022 1:01 AM	Text Document	12 KB	
LI220301.TXT	3/1/2022 1:01 AM	Text Document	8 KB	
LI220401.TXT	4/1/2022 1:01 AM	Text Document	7 KB	
LI220501.TXT	5/1/2022 1:01 AM	Text Document	11 KB	
LI220601.TXT	6/1/2022 1:01 AM	Text Document	12 KB	
LI220701.TXT	7/1/2022 1:00 AM	Text Document	6 KB	
LI220801.TXT	8/1/2022 1:01 AM	Text Document	9 KB	
LI220901.TXT	9/1/2022 1:02 AM	Text Document	24 KB	
LI221028.TXT	10/28/2022 1:30 AM	Text Document	6 KB	
LI221107.TXT	11/7/2022 7:24 AM	Text Document	1 KB	
LI221201.TXT	12/1/2022 1:30 AM	Text Document	4 KB	
LI230101.TXT	1/1/2023 1:30 AM	Text Document	6 KB	
LI230201.TXT	2/1/2023 8:24 PM	Text Document	6 KB	
LI230301.TXT	3/1/2023 1:30 AM	Text Document	6 KB	
LI230401.TXT	4/1/2023 1:30 AM	Text Document	10 KB	
LI230501.TXT	5/1/2023 1:31 AM	Text Document	7 KB	
LI230601.TXT	6/1/2023 1:31 AM	Text Document	13 KB	
LI230701.TXT	7/1/2023 1:30 AM	Text Document	11 KB	
LI230801.TXT	8/1/2023 1:31 AM	Text Document	10 KB	
LI230901.TXT	9/1/2023 1:31 AM	Text Document	12 KB	
LI231001.TXT	10/1/2023 1:30 AM	Text Document	11 KB	
LI231101.TXT	11/1/2023 1:30 AM	Text Document	9 KB	
LI231201.TXT	12/1/2023 1:30 AM	Text Document	9 KB	

Schema Backup Log Report: The *Schema Backup Log Report* is useful in determining the correct restore point for FARDATAQ, PAYDATAQ, PAYDATAD, or SANDBOXQ, when a system issue has occurred. The report lists the date and time the restore point was created, the schema name, the completion status, a comment, and the user id of the person who created the restore point. The report allows selection by schema type, database type, user id and/or by date range.

The *PCGenesis schema* are as follows:

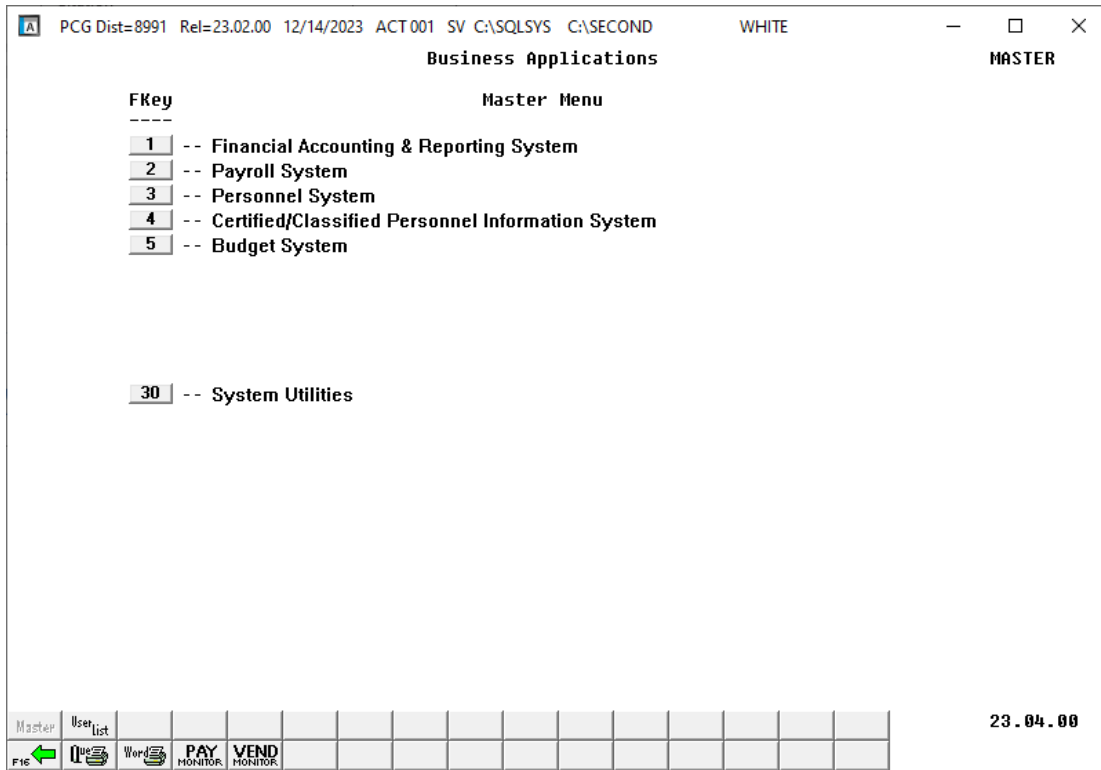
- **PAY / D** – PAY.tables in **PCG_D_DB** (equivalent of PAYDATAD)
- **PAY / Q** – PAY.tables in **PCG_Q_DB** (equivalent of PAYDATAQ)
- **FAR / Q** – FAR.tables in **PCG_Q_DB** (equivalent of FARDATAQ)
- **SAND / Q** – SAND.tables in **PCG_Q_DB** (equivalent of SANDDATAQ)

Transaction Financial Gatekeeper Log Report: The *Transaction Financial Gatekeeper Log Report* is useful in reporting on financial transactions within PCGenesis. The report lists the starting and ending dates and times of the transaction, the user id of the person who executed the transaction, the transaction description, and if the transaction was completed successfully. The report allows selection by report type, PCGenesis user id, and beginning and ending date ranges.

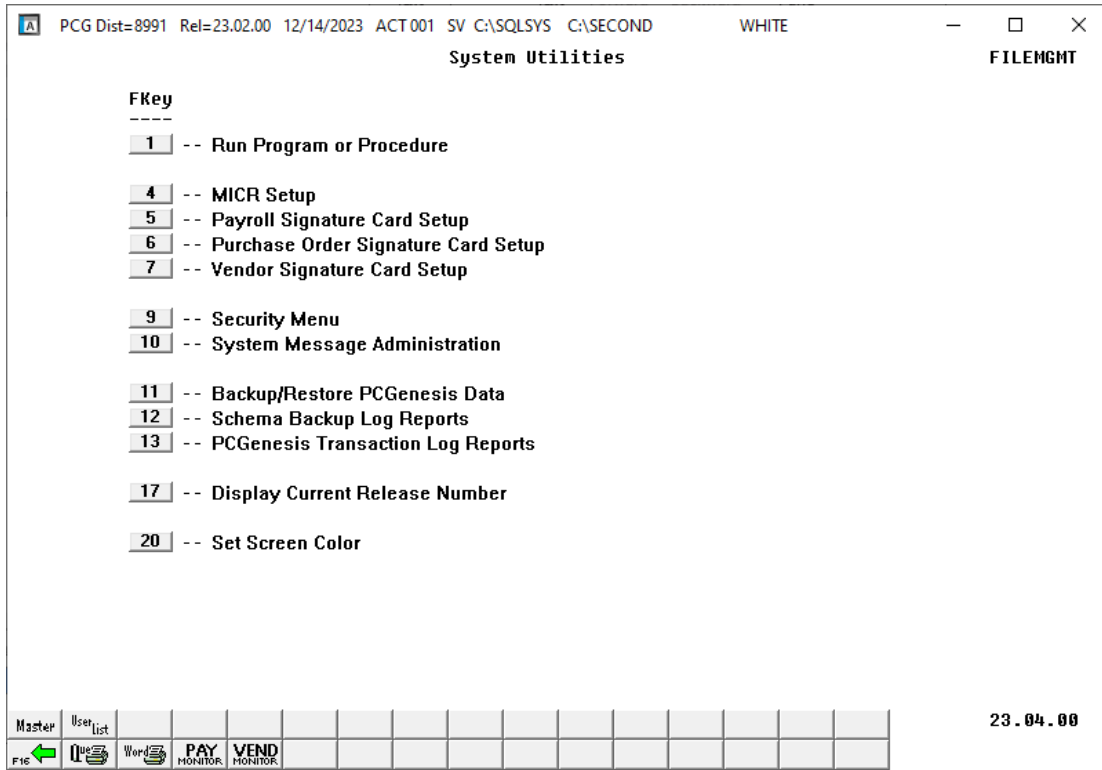
Transaction Payroll Gatekeeper Log Report: The *Transaction Payroll Gatekeeper Log Report* is useful in reporting on payroll transactions within PCGenesis. The report lists the starting and ending dates and times of the transaction, the user id of the person who executed the transaction, the transaction description, and if the transaction was completed successfully. For the *Transaction Payroll Gatekeeper Log Report*, the employee number targeted by the transaction is also printed, if applicable. When the transaction is for a batch or mass-update process that affects many employees, the employee number displays zeroes. The report allows selection by report type, PCGenesis user id, beginning and ending date ranges, and employee number.

Selecting the Drop-down selection icon   (F15 – Code Lookup) or  (F28 – Help Screens) when offered provides additional assistance with the entry of information.

Procedure A: Print the Current User Logon History

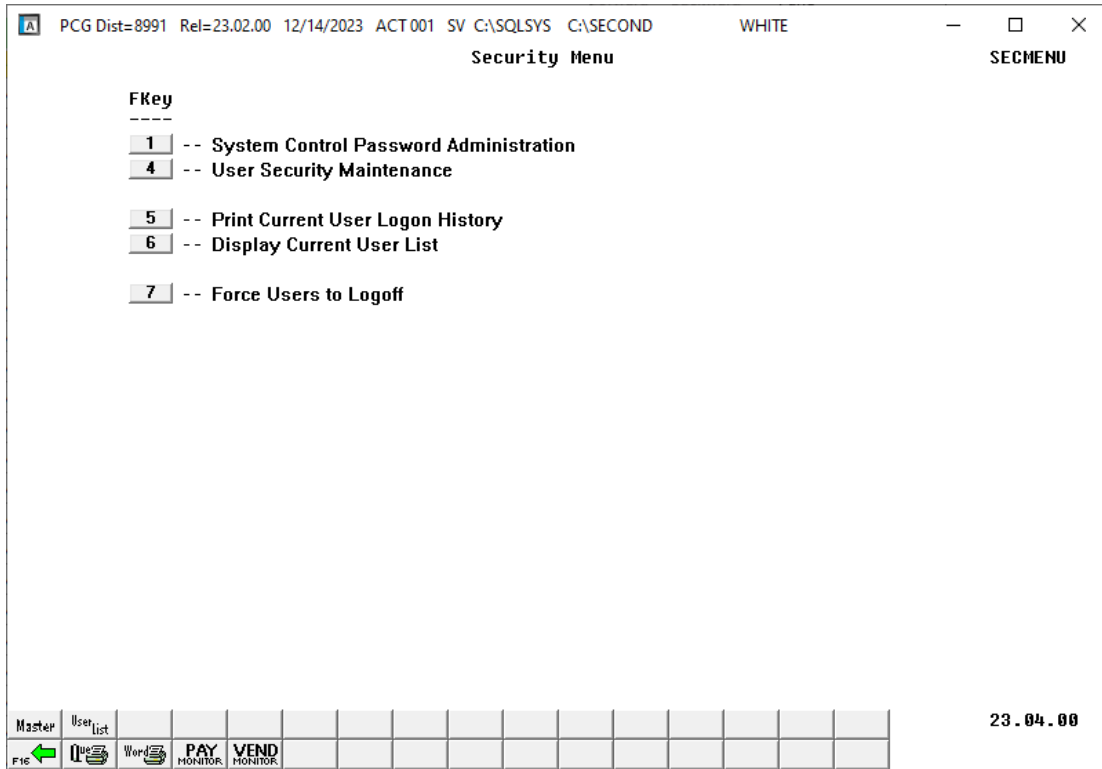


Step	Action
1	Select 30 (F30 – System Utilities).



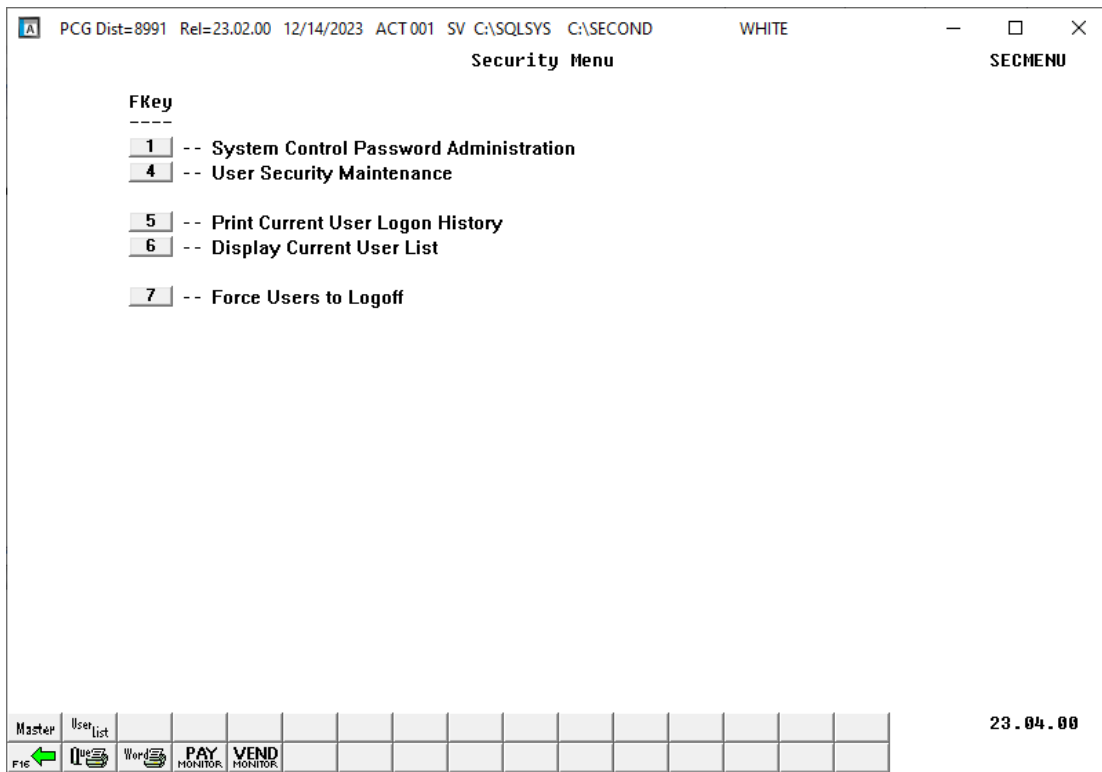
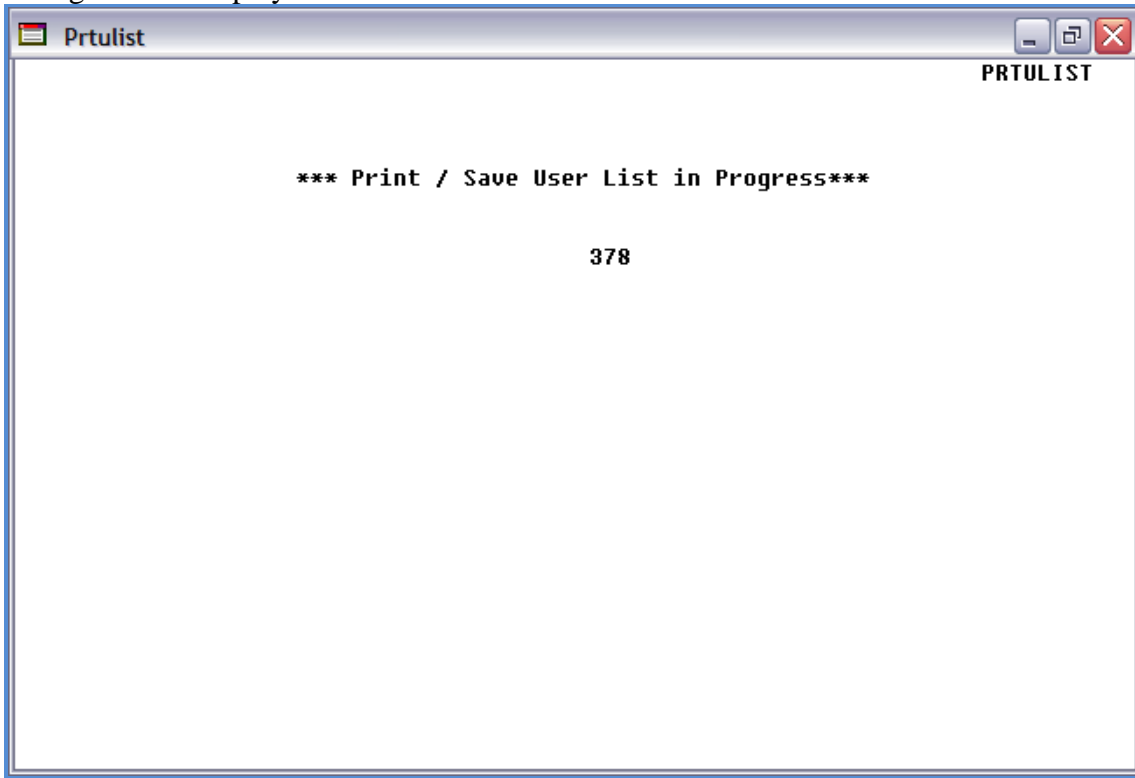
Step	Action
2	Select 9 (F9 - Security Menu).



The following screen displays:



Step	Action
3	Select 5 (F5 – Print Current User Logon History).

The following screens display:



Step	Action
4	<p>To print the report via the Uqueue Print Manager: Select  (Uqueue).</p> <p>To print the report via Microsoft® Word: Select  (MS WORD).</p> <p>Follow the instructions provided in the <i>Technical System Operations Guide, User Interface Procedures, Creating the Microsoft®-PCGenesis QWORD Macro for Report Printing</i> to create the macro necessary to use the feature where appropriate.</p>

A1. Detail for Current USERLIST Report - Example

Date:	12/14/2023 10:35	Detail for USERLIST Files				Page	1		
Program:	PRUULIST	User	Date	Login	Logout	Module	SubSystem	ModTime	Message
DOD 001	12/05/2023	11:08:35	12/06/2023	06:58:54					Closed Next Day
DOE 001	12/05/2023	10:14:09	12/06/2023	06:58:58					Closed Next Day
DOD 001	12/06/2023	06:59:35							Not Properly Closed
DOD 002	12/06/2023	10:25:50							Not Properly Closed
DOE 001	12/06/2023	06:59:19	12/07/2023	07:16:58					Closed Next Day
DOD 001	12/07/2023	07:17:35							Not Properly Closed
DOD 002	12/07/2023	11:39:30		16:19:26					
DOD 003	12/07/2023	20:10:22							Not Properly Closed
DOE 001	12/07/2023	07:17:22	12/08/2023	06:54:49					Closed Next Day
DOE 002	12/07/2023	16:24:02							Not Properly Closed
DOD 001	12/08/2023	06:55:34							Not Properly Closed
DOD 002	12/08/2023	06:56:47							Not Properly Closed
DOD 003	12/08/2023	13:20:51							Not Properly Closed
DOD 004	12/08/2023	14:31:18	12/09/2023	10:37:46					Closed Next Day
DOE 001	12/08/2023	06:55:18							Not Properly Closed
DOE 002	12/08/2023	14:31:08	12/09/2023	10:37:48					Closed Next Day
DOD 001	12/11/2023	07:04:55	12/12/2023	06:50:29					Closed Next Day
DOE 001	12/11/2023	07:04:39	12/12/2023	06:50:32					Closed Next Day
DOD 001	12/12/2023	19:17:56							Not Properly Closed
DOE 001	12/12/2023	06:51:03							Not Properly Closed
DOE 002	12/12/2023	08:47:51							Not Properly Closed
ACT 001	12/13/2023	11:07:56							Not Properly Closed
ACT 002	12/13/2023	13:26:21		14:19:14					
ACT 003	12/13/2023	14:27:00							Not Properly Closed
ACT 004	12/13/2023	14:30:17		14:30:18					
ACT 005	12/13/2023	14:30:34		14:30:35					
ACT 006	12/13/2023	14:30:46		14:37:06					
ACT 007	12/13/2023	15:20:51							Not Properly Closed
ACT 008	12/13/2023	15:21:22	12/14/2023	07:22:33					Closed Next Day
DOD 001	12/13/2023	07:27:56							Not Properly Closed
DOD 002	12/13/2023	07:36:27		14:19:17					
DOE 001	12/13/2023	07:27:32		14:19:20					
DOE 002	12/13/2023	14:27:38		14:27:57					
DOE 003	12/13/2023	14:28:57		14:29:13					
DOE 004	12/13/2023	15:13:05		15:14:38					
DOE 005	12/13/2023	15:20:41	12/14/2023	07:22:36					Closed Next Day
DOE 001	12/14/2023	07:23:10							Session Not Closed

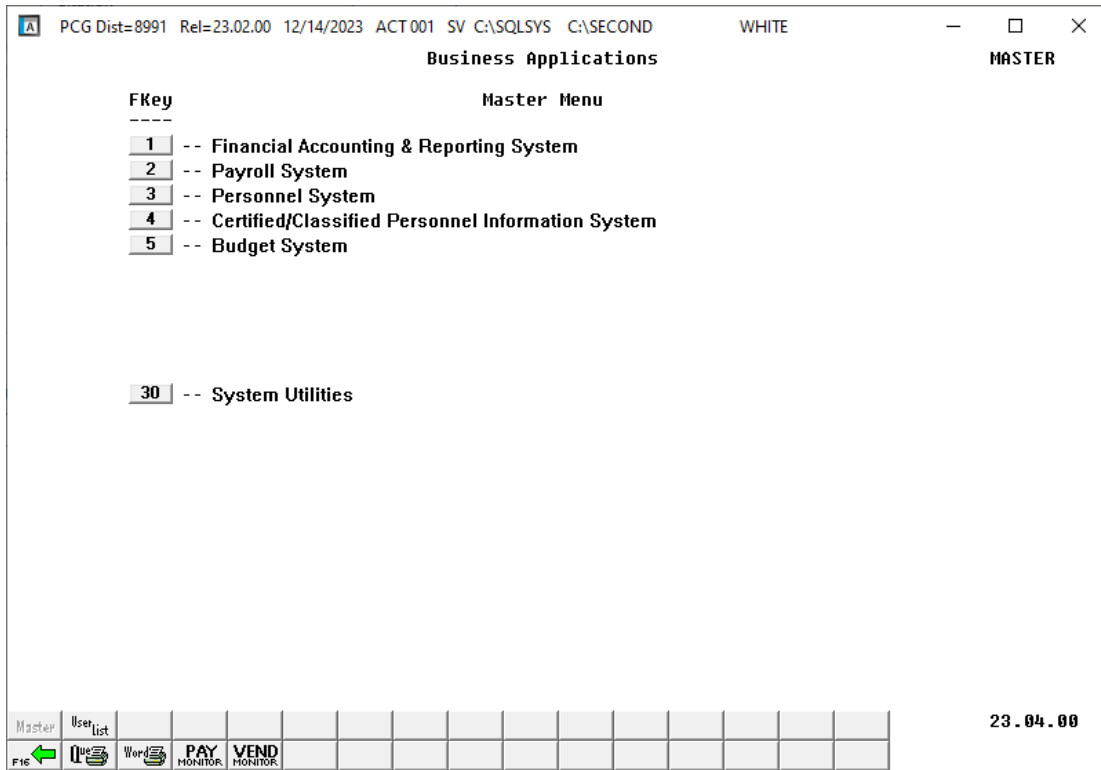
← User session ended abnormally

← User session left running overnight

← User session ended properly

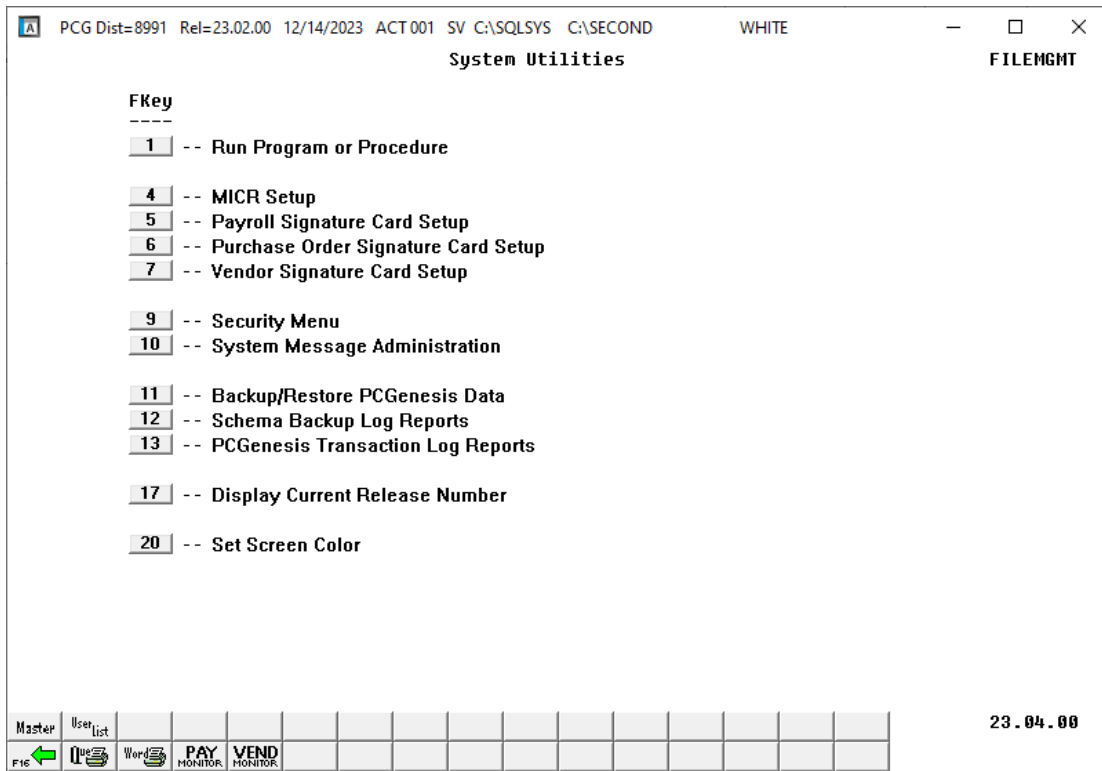
← Session is currently in use

Procedure B: Schema Backup Log Reports



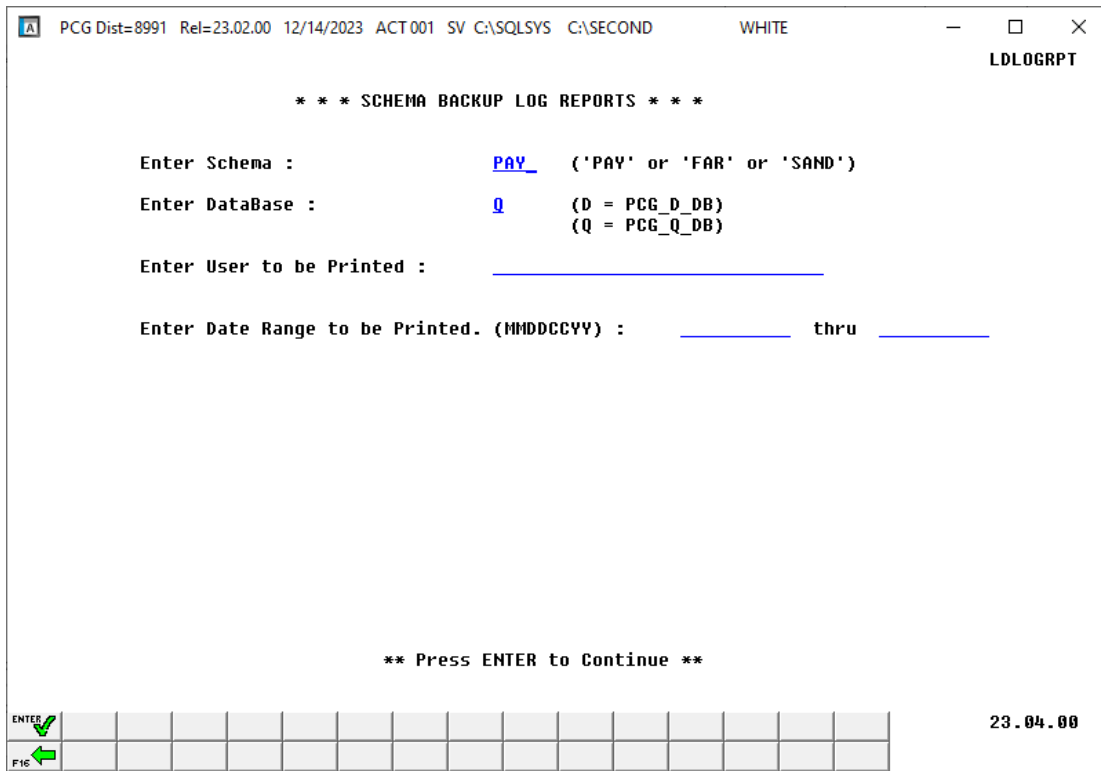
Step	Action
1	Select 30 (F30 – System Utilities).

The following screen displays:






Step	Action
2	Select 12 (F12 – Schema Backup Log Reports).

The following screens display:



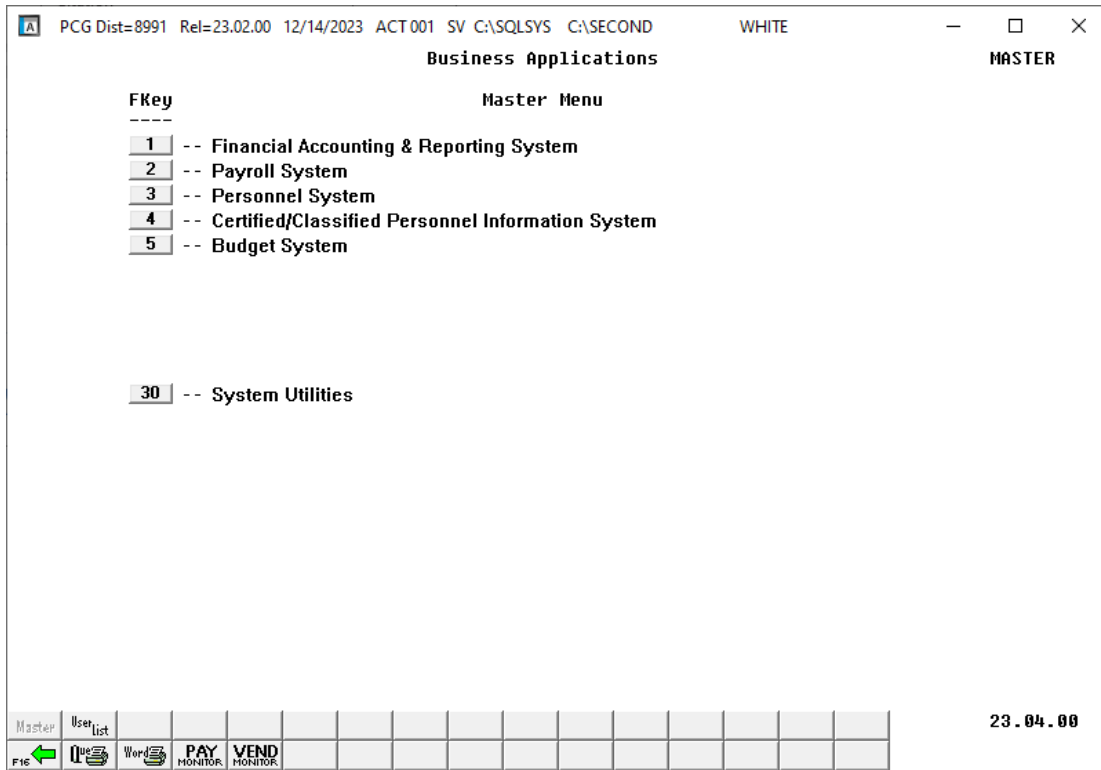
Step	Action
3	<p>Enter the Schema Type: Valid values are 'PAY' or 'FAR' or 'SAND'.</p> <p>Enter the Database Type:</p> <p>Valid values: D = PCG_D_DB Q = PCG_Q_DB</p> <p>NOTE: The <i>PCGenesis</i> schema are as follows:</p> <ul style="list-style-type: none"> • PAY / D – PAY.tables in PCG_D_DB (equivalent of PAYDATAD) • PAY / Q – PAY.tables in PCG_Q_DB (equivalent of PAYDATAQ) • FAR / Q – FAR.tables in PCG_Q_DB (equivalent of FARDATAQ) • SAND / Q – SAND.tables in PCG_Q_DB (equivalent of SANDDATAQ)
4	<p>To select data for an individual user: Enter the PCGenesis user id in the Enter User to be Printed field.</p> <p>To print data for all users: Leave the Enter User to be Printed field blank.</p>
5	<p>To print a specific date range: Enter the date range (MM/DD/CCYY) in the Enter Date Range to be Printed fields.</p> <p>To print for all dates: Leave the date range fields blank.</p>

Step	Action
6	Select  (Enter) twice.
7	<p>To print the report via the Uqueue Print Manager: Select  (Uqueue).</p> <p>To print the report via Microsoft® Word: Select  (MS WORD).</p> <p>Follow the instructions provided in the <i>Technical System Operations Guide, User Interface Procedures, Creating the Microsoft®-PCGenesis QWORD Macro for Report Printing</i> to create the macro necessary to use the feature where appropriate.</p>

B1. Schema Backup Log Report - Example

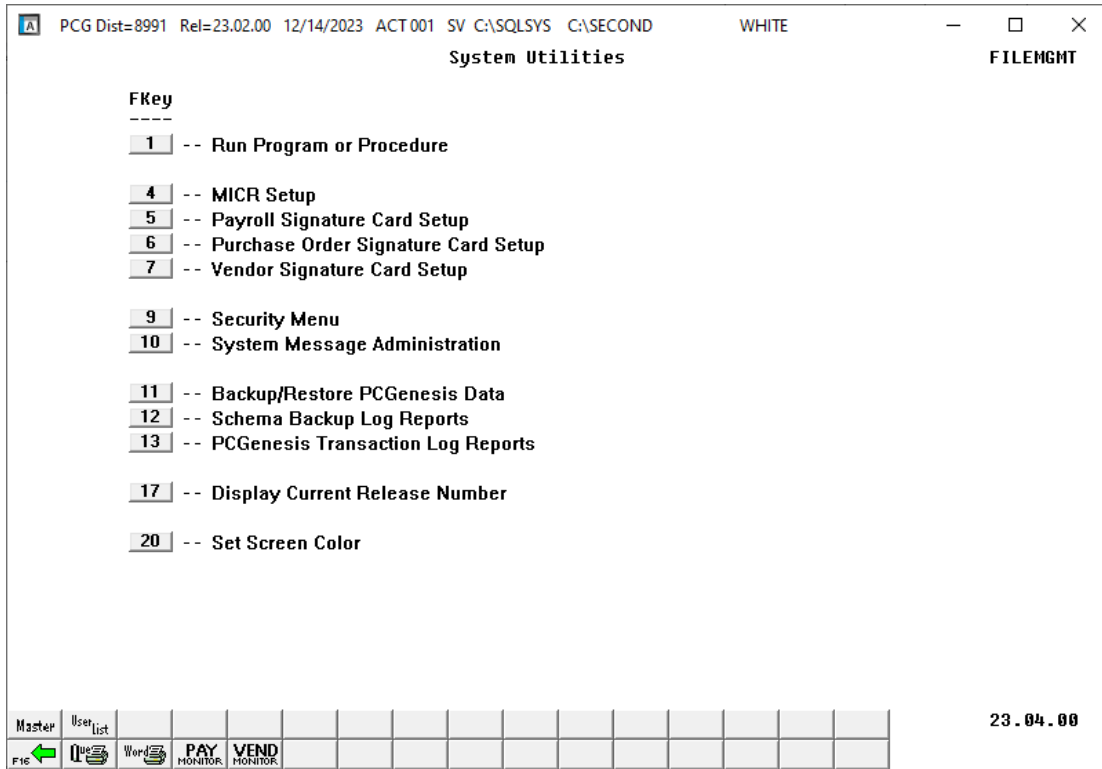
REPORT DATE	12/14/2023 12:49:00	SCHEMA BACKUP LOG REPORT				PAGE	1
--ID--	-----DATE-TIME-----	--SCHEMA--	--STATUS--	-----COMMENT-----	---USER---		
				-----REASON-----			
0716	2023-10-20 12:31:07.000	PAY PAYTR3P - 10/31/2023 Backup	Successful	70 tables loaded Just Before Calculating Payroll	DOCHALA		
0712	2023-10-04 10:36:27.000	PAY rebuild Aug Pay	Successful	70 tables loaded	DOE		
0711	2023-10-03 14:55:19.000	PAY PAYTR3P - 08/28/2023 Backup	Successful	70 tables loaded Just Before Calculating Payroll	DOE		
0710	2023-10-03 11:35:53.000	PAY PAYTR3P - 10/31/2023 Backup	Successful	70 tables loaded Just Before Calculating Payroll	DOE		
0670	2023-08-08 14:55:31.000	PAY PAYTR3P - 06/30/2023 Backup	Successful	70 tables loaded Just Before Calculating Payroll	DOE		
0669	2023-07-26 14:57:56.000	PAY PAYTR3P - 07/28/2023 Backup	Successful	70 tables loaded Just Before Calculating Payroll	DOE		
0667	2023-06-29 14:28:42.000	PAY PAYTR3P - 07/31/2023 Backup	Successful	70 tables loaded Just Before Calculating Payroll	DOE		
0666	2023-06-29 14:06:56.000	PAY PAYTR3P - 07/31/2023 Backup	Successful	70 tables loaded Just Before Calculating Payroll	DOE		
0665	2023-06-29 08:23:06.000	PAY PAYTR3P - 06/30/2023 Backup	Successful	35 tables loaded Just Before Calculating Payroll	DOE		
0664	2023-06-28 16:48:12.000	PAY PAYTR3P - 06/30/2023 Backup	Successful	35 tables loaded Just Before Calculating Payroll	DOE		
0663	2023-06-09 13:45:41.000	PAY PAYTR3P - 04/28/2023 Backup	Successful	70 tables loaded Just Before Calculating Payroll	DOE		
0656	2023-04-27 11:58:18.000	PAY PAYTR3P - 04/28/2023 Backup	Successful	35 tables loaded Just Before Calculating Payroll	DOE		
0655	2023-04-11 13:33:34.000	PAY PAYTR3P - 04/14/2023 Backup	Successful	35 tables loaded Just Before Calculating Payroll	DOCHALA		

Procedure C: PCGenesis Transaction Log Reports



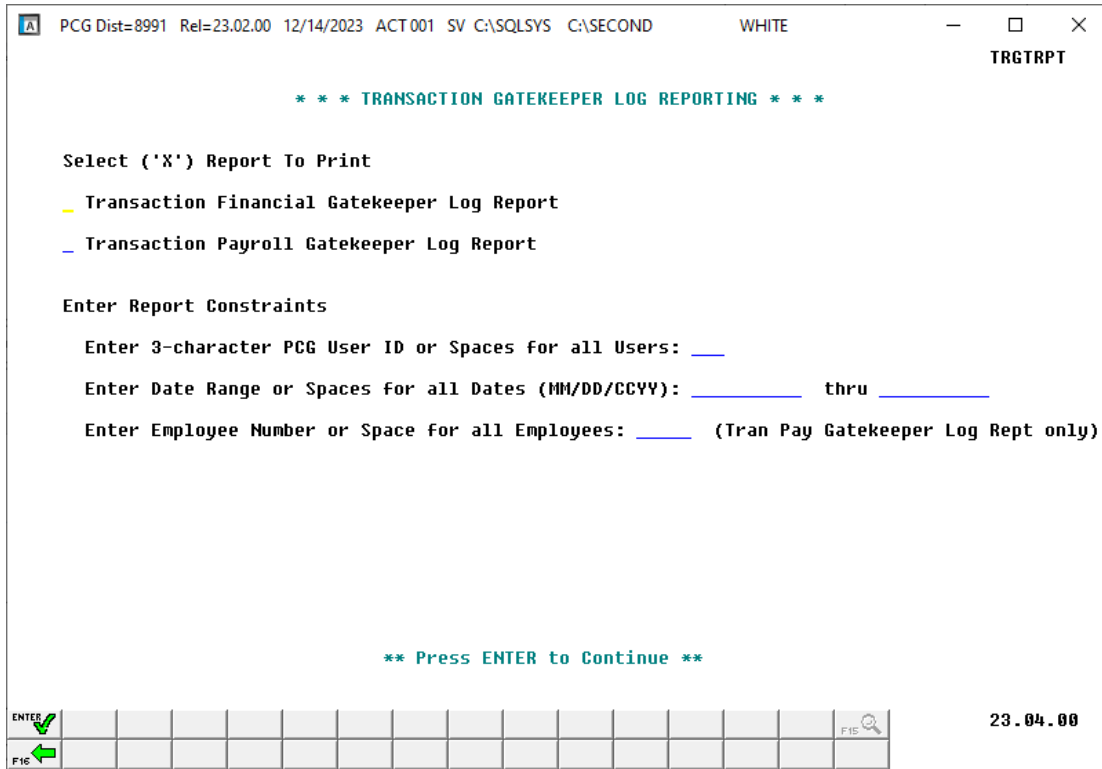
Step	Action
1	Select 30 (F30 – System Utilities).




The following screen displays:





Step	Action
2	Select 13 (F13 – PCGenesis Transaction Log Reports).

The following screens display:



Step	Action
3	Enter 'X' to the left of the desired report: <ul style="list-style-type: none"> Transaction Financial Gatekeeper Log Report Transaction Payroll Gatekeeper Log Report
4	<p><u>To print for an individual user:</u> Enter the 3-character PCGenesis user ID or select the drop-down selection icon  in the Enter 3-character PCG User ID field.</p> <p><u>To print for all users:</u> Leave the Enter 3-character PCG User ID field blank.</p>
5	<p><u>To print a specific date range:</u> Enter the date range (MM/DD/CCYY) in the Enter Date Range fields.</p> <p><u>To print for all dates:</u> Leave the date range fields blank.</p>
6	<p><u>For the <i>Transaction Payroll Gatekeeper Log Report</i>:</u> Enter the employee number or select the drop-down selection icon  in the Enter Employee Number field.</p> <p>NOTE: Not all payroll transactions are identified with a specific employee number. When the payroll transaction is for a batch process that affects many employees, the employee number will be zeroes.</p>
7	Select  (Enter) twice.

Step	Action
8	<p>To print the report via the Uqueue Print Manager: Select  (Uqueue).</p> <p>To print the report via Microsoft® Word: Select  (MS WORD).</p> <p>Follow the instructions provided in the <i>Technical System Operations Guide, User Interface Procedures, Creating the Microsoft®-PCGenesis QWORD Macro for Report Printing</i> to create the macro necessary to use the feature where appropriate.</p>

C1. Transaction Financial Gatekeeper Log Report - Example

REPORT DATE 12/14/2023 13:17:00	TRANSACTION FINANCIAL GATEKEEPER LOG REPORT			PAGE 1	
-ID-	---START-DATE-TIME---	-----END-DATE-TIME-----	USER	-----PROCESS-----	-----DESCRIPTION-----
2801	2023-12-12 08:23:20.174	2023-12-12 08:23:20.549	KRH	Select_Indiv_Payables	Completed Successfully.
2800	2023-12-12 08:05:31.302	2023-12-12 08:05:31.381	AEH	Budg_Acct_Add_or_Update	Completed Successfully.
2799	2023-12-12 07:51:21.624	2023-12-12 07:51:21.890	AEH	Budg_Acct_Add_or_Update	Completed Successfully.
2798	2023-12-11 15:55:18.584	2023-12-11 15:55:19.194	LLJ	Enter_Claim_Post	Completed Successfully.
2797	2023-12-11 11:46:18.514	2023-12-11 11:46:18.999	HMD	Deposit_Post	Completed Successfully.
2796	2023-12-11 11:44:49.745	2023-12-11 11:44:50.167	HMD	Enter_Receipt_Post	Completed Successfully.
2795	2023-12-11 11:41:59.977	2023-12-11 11:42:00.149	CLW	Rev_Acct_Add_or_Update	Completed Successfully.
2794	2023-12-11 10:28:17.270	2023-12-11 10:28:21.457	KRH	Enter_Claim_Post	Completed Successfully.
2793	2023-12-11 10:18:38.717	2023-12-11 10:18:38.983	KRH	Enter_Claim_Post	Completed Successfully.
2792	2023-12-11 09:46:01.160	2023-12-11 09:46:03.800	KRH	EXP1190_Build_FAR.CHECK2	Completed Successfully.
2791	2023-12-11 09:45:46.050	2023-12-11 09:46:01.066	KRH	EXP1150_Vendor_Check_Post	Completed Successfully.
2790	2023-12-11 09:45:25.537	2023-12-11 09:45:30.272	KRH	EXP1000_Build_CHECK1_File	Completed Successfully.
2789	2023-12-11 09:33:03.564	2023-12-11 09:33:04.142	HMD	Deposit_Post	Completed Successfully.
2788	2023-12-11 09:32:34.406	2023-12-11 09:32:34.719	HMD	Enter_Receipt_Post	Completed Successfully.
2787	2023-12-11 09:31:29.024	2023-12-11 09:31:29.087	KRH	Select_Indiv_Payables	Completed Successfully.
2786	2023-12-11 09:31:20.785	2023-12-11 09:31:20.848	KRH	Select_Indiv_Payables	Completed Successfully.
2785	2023-12-11 09:31:17.285	2023-12-11 09:31:17.363	KRH	Select_Indiv_Payables	Completed Successfully.
2784	2023-12-11 09:31:10.756	2023-12-11 09:31:10.834	KRH	Select_Indiv_Payables	Completed Successfully.

C2. Transaction Payroll Gatekeeper Log Report - Example

REPORT DATE	TRANSACTION PAYROLL GATEKEEPER LOG REPORT						PAGE	1
-ID-	START-DATE-TIME	END-DATE-TIME	USER	EMPNO	PROCESS	DESCRIPTION		
2581	2023-12-12 08:20:07.617	2023-12-12 08:22:09.375	AEH	00000	LVUPLUG_LVUPOST_Post_Emp_LV	Completed Successfully.		
2580	2023-12-12 08:19:47.565	2023-12-12 08:20:01.508	AEH	00000	LVU0110_Post_Emp_Cur_Leave	Completed Successfully.		
2579	2023-12-12 08:19:13.507	2023-12-12 08:19:40.986	AEH	00000	LVU0100_Post_Sub_Gross	Completed Successfully.		
2578	2023-12-12 08:12:50.101	2023-12-12 08:12:50.133	AEH	00000	LVU0200_Import_Emp_Cur_Leav	Completed Successfully.		
2577	2023-12-12 08:06:19.389	2023-12-12 08:06:19.404	AEH	00000	LVU0200_Import_Emp_Cur_Leav	Completed Successfully.		
2576	2023-12-12 08:05:57.997	2023-12-12 08:05:58.263	AEH	00000	LVU0200_Import_Emp_Cur_Leav	Completed Successfully.		
2575	2023-12-12 08:03:54.540	2023-12-12 08:03:54.665	AEH	16270	PAY07_Gross_Data_Update 16270	Completed Successfully.		
2574	2023-12-12 08:02:52.158	2023-12-12 08:02:53.580	AEH	00000	LVU0200_Import_Emp_Cur_Leav	Completed Successfully.		
2573	2023-12-12 08:00:24.671	2023-12-12 08:00:24.796	AEH	64460	PAY07_Gross_Data_Update 64460	Completed Successfully.		
2572	2023-12-12 07:58:49.201	2023-12-12 07:58:50.109	AEH	00000	LVU0200_Import_Emp_Cur_Leav	Completed Successfully.		
2571	2023-12-12 07:56:44.506	2023-12-12 07:56:44.975	AEH	78321	PAY07_Gross_Data_Update 78321	Completed Successfully.		
2570	2023-12-12 07:54:48.454	2023-12-12 07:54:49.642	AEH	00000	LVU0200_Import_Emp_Cur_Leav	Completed Successfully.		
2569	2023-12-12 07:46:40.725	2023-12-12 07:46:40.756	AEH	00000	LVU0200_Import_Emp_Cur_Leav	Completed Successfully.		