


# How to Access Georgia Learns for Schools and Districts

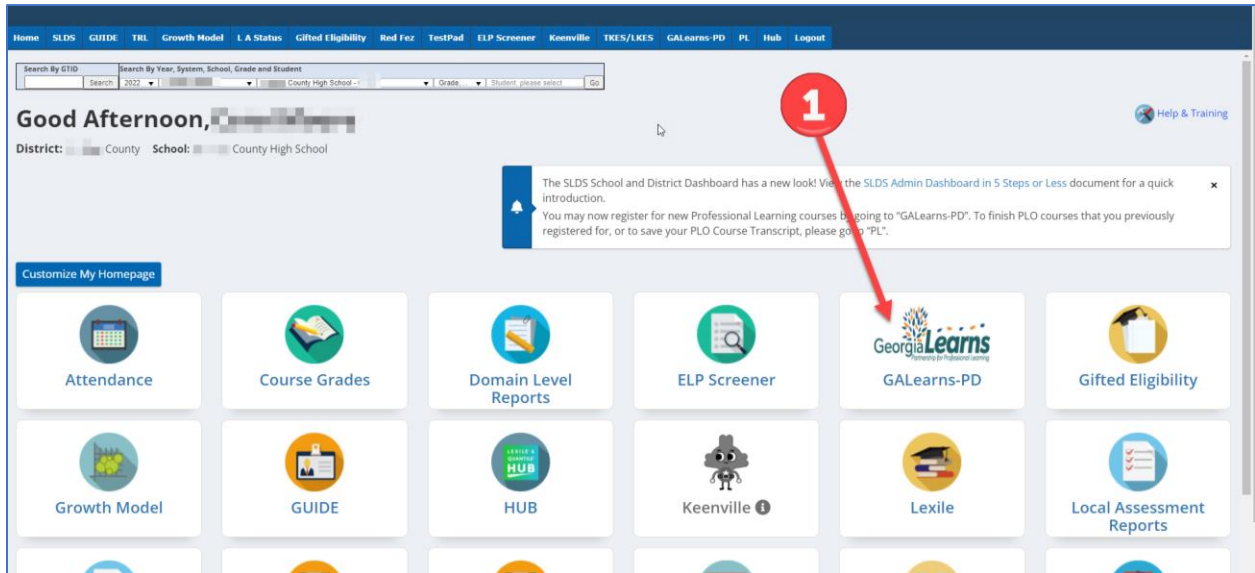


January 18, 2022



**Step 1:** To access Georgia Learns, LEA employees should log into **SLDS** and click the **GAlearns-PD** tab or tile within SLDS.

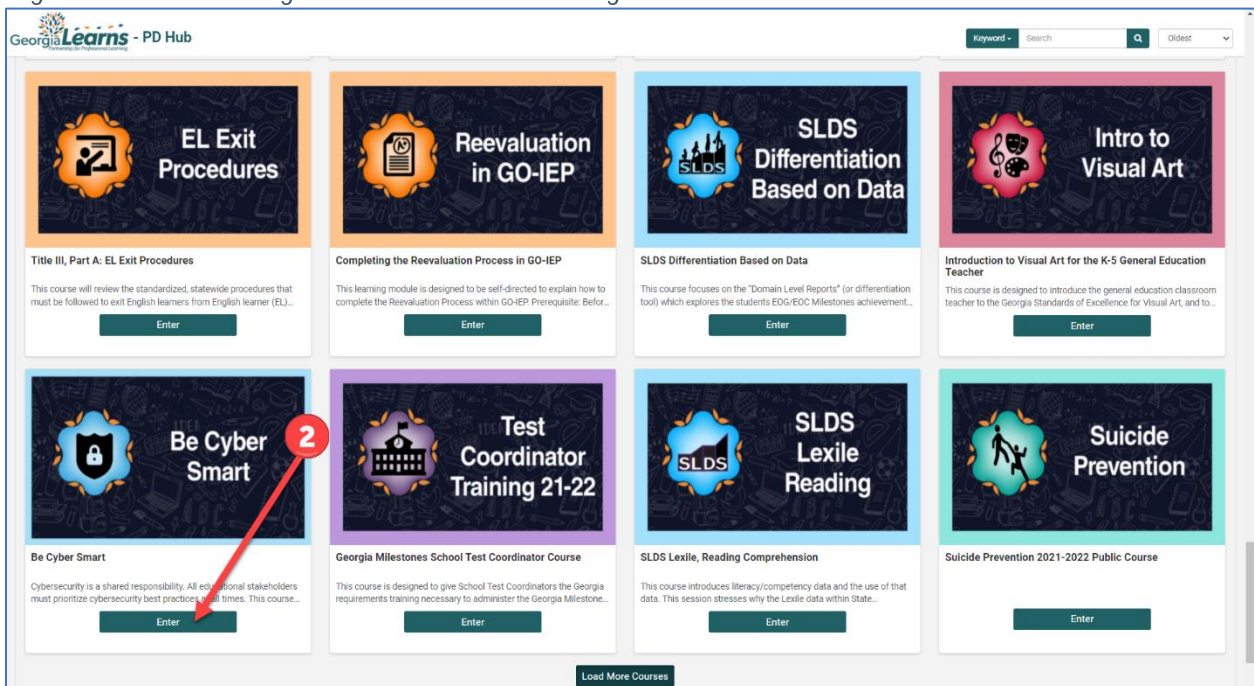
Figure 1: SLDS landing page.



**Step 2:** The Georgia Learns PD Hub application will open, and you will see courses within the **Catalog**. You may use the search bar on the top right to search for a specific course, or click the “Load More Courses” button at the bottom to browse through all courses.

Click the **Enter** button underneath a course to enroll in and access the course.

Figure 2 : Arrow indicating Enter button beneath a Georgia Learns course.



# Completing a Georgia Learns course

After clicking **Enter**, you will arrive at the course homepage inside the course.

To get started, read through the homepage, then click the **Course Overview** link.

Figure 3: Course homepage indicating course overview link.

Homepage

**Be Cyber Smart!**

Technology Services

Course Navigation Quick Links

Modules Grades Badges Help

Welcome! Cybersecurity is a shared responsibility. All educational stakeholders must prioritize cybersecurity best practices at all times. This course introduces the importance of being cyber smart everyday and best practices for keeping systems and data secure.

[Course Overview](#)  
Estimated Time: less than 5 minutes

[Module 1: Being Cyber Smart!](#)  
Estimated Time: 30 minutes

[Module 2: Fight the Phish](#)  
Estimated Time: 20 minutes

[Module 3: Cybersecurity Careers](#)  
Estimated Time: 20 minutes

[Module 4: Cybersecurity First](#)  
Estimated Time: 20 minutes

[Final Assessment](#)  
Estimated Time: 10 minutes

Continue to navigate through the course, completing each page and advancing through the content by clicking the **Next** button in the bottom right of each page.

Figure 4: Course overview page indicating "next" button in lower right corner.

## Course Overview

### Be Cyber Smart: Course Overview

---

#### Structure

---

There are four modules and a final assessment within this course.

Modules | 1 - Being Cyber Smart, 2 - Fight the Phish, 3 - Cybersecurity Careers, 4 - Cybersecurity First

---

#### Recommended Technology

---

Participants need a computer with internet access to complete this course. Microsoft Edge and Google Chrome are the preferred browsers. Participants should have basic computer skills (e.g. web navigation, internet search, email).

---

#### Learning Objectives

---

- Learners will discover the importance of cybersecurity in education.
- Learners will understand key vocabulary related to cybersecurity.
- Learners will explore best practices for keeping systems and data secure.

---

#### Assessment

---

There is a final assessment with 10 questions. You have 60 minutes for each attempt and unlimited attempts. To pass the course and earn a digital badge, you must pass quiz with at least a 90%.

---

#### Support

---

This course is intended to be an independent course. For this reason, no instructor contact information is provided. Please email [PLSupport@doe.k12.ga.us](mailto:PLSupport@doe.k12.ga.us) with questions regarding the content.

---

◀ Previous Next ▶

Complete all required modules to unlock the Final Quiz.

**Earning your Badge:** After completing the course requirements, you will earn a digital badge. The digital badge will be emailed to your Georgia Department of Education email address. This is for your records. You do not need to submit a badge or certificate as proof of course completion. Course completion is automatically reported.

[Training video to learn more about Badgr badges.](#)

Figure 5: Check Out Your Badge page within a course displaying information on course badge, course transcript, and course survey.

Check Out Your Badge

**Be Cyber Smart**

[Click here to launch your badge!](#)

Remember: To earn your badge you must:

- Complete the 4 modules: Being Cyber Smart, Fight the Phish, Cybersecurity Careers, and Cybersecurity First.
- Complete the final assessment by earning a 90% or better.

For more information about digital badges, please see the [help page](#).

Course Transcript

In addition to launching your badge, you can also [print a course transcript](#).

Course Survey

After checking out your digital badge, please complete the [course survey](#).

◀ Previous

Next ▶

**Course Transcript:** You may generate a transcript of your completed courses.

**Course Survey:** Please complete the course survey to provide feedback.