

Student **SAMPLE, STUDENT M**  
 Birthdate **07/2003**  
 GTID **9999999999**

Grade **9**  
 System **SAMPLE COUNTY** 999  
 School **SAMPLE HIGH SCHOOL** 9999

# Georgia Student Growth Model (GSGM) Report

## Georgia Milestones End of Course (EOC) / 2017-2018

This **Georgia Student Growth Model (GSGM) Report** provides information on your student’s academic progress during the 2017-2018 school year. This report provides you with **Student Growth Percentiles (SGPs)**, which describe how much your student grew relative to academically-similar students – other students across Georgia with the same achievement score history.

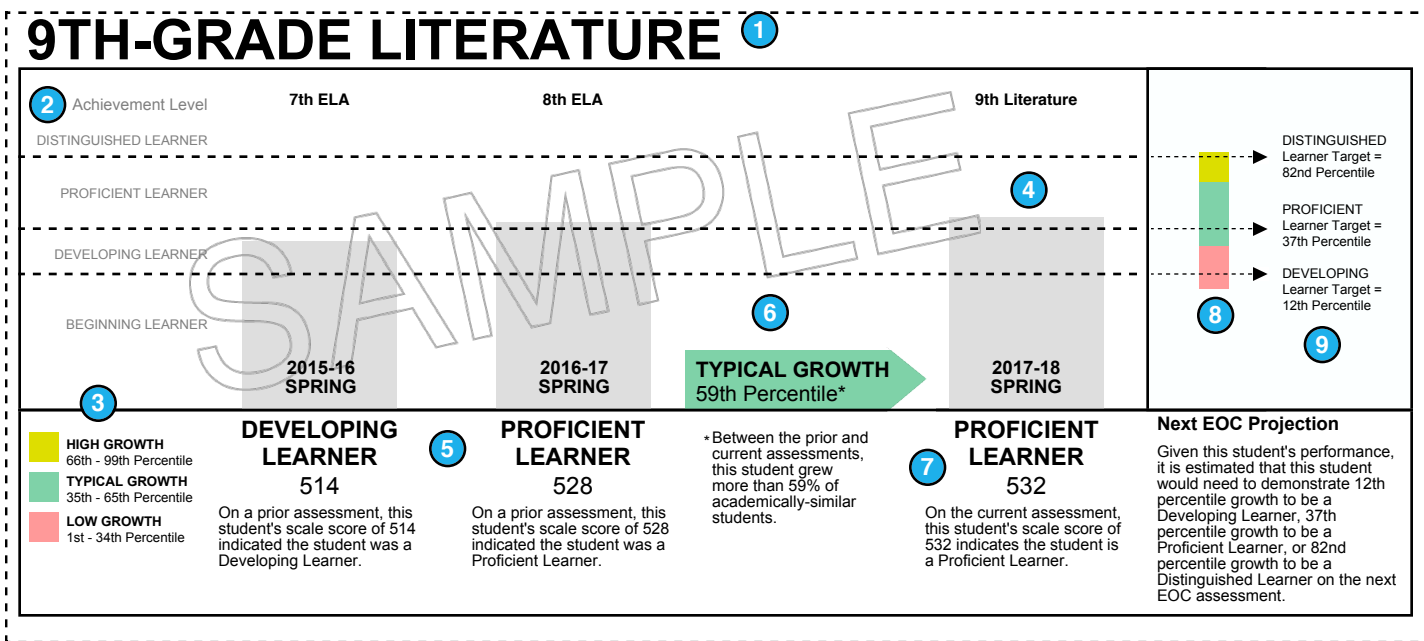
SGPs range from 1 (lowest growth) to 99 (highest growth). For example, a 9th-Grade Literature SGP of 59 would mean that the student grew more than 59% of students with a similar history of English Language Arts achievement. SGPs take into consideration where your student started when describing how much growth he or she demonstrated. With SGPs, students of all achievement levels – low and high – have the opportunity to demonstrate all levels of growth.

Growth targets are the estimated levels of growth needed to attain each achievement level on the next EOC assessment. For example, a Proficient Learner target of 37 means that a student would need to demonstrate 37th percentile growth to become a Proficient Learner on the next EOC assessment. The tri-color bar is an estimate of where this student may score on the next EOC assessment based upon all possible levels of growth.

The interpretive guide below will assist you in understanding what all of the numbers, bars, colors, and arrows in this report mean. On the next page, you will find growth reports for your student by EOC assessment. We hope this student growth report provides you with an insightful way of understanding your student’s academic progress.

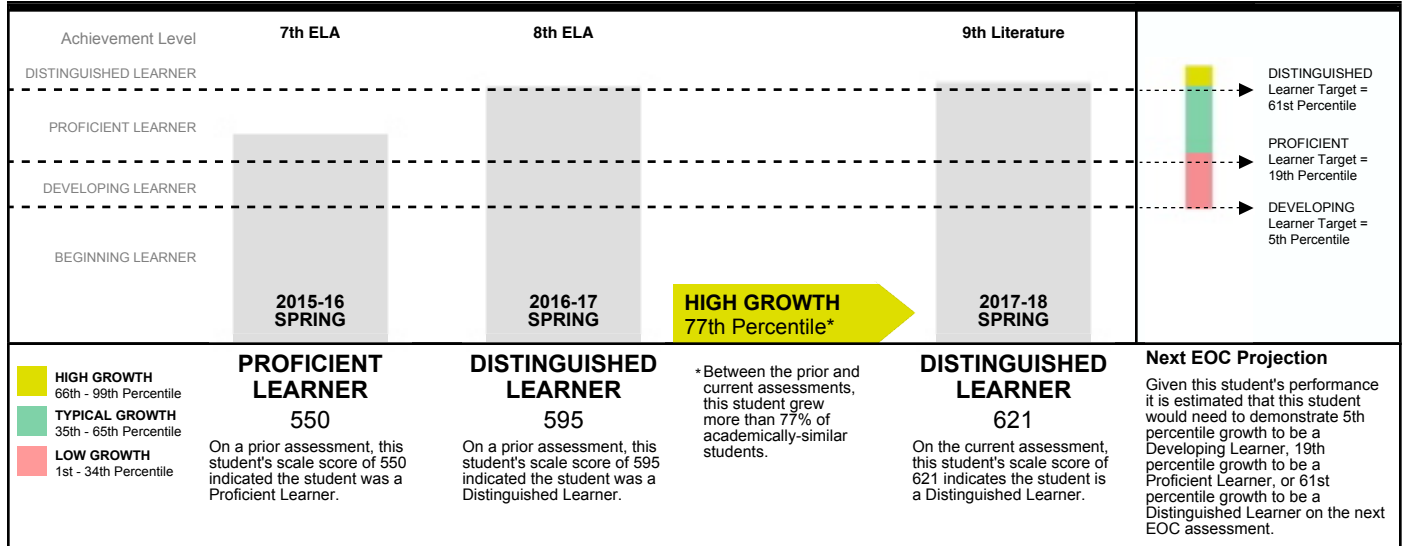
Visit [gsgm.gadoe.org](http://gsgm.gadoe.org) for more information.

### How to Interpret the Georgia Student Growth Model (GSGM) Report / EOC

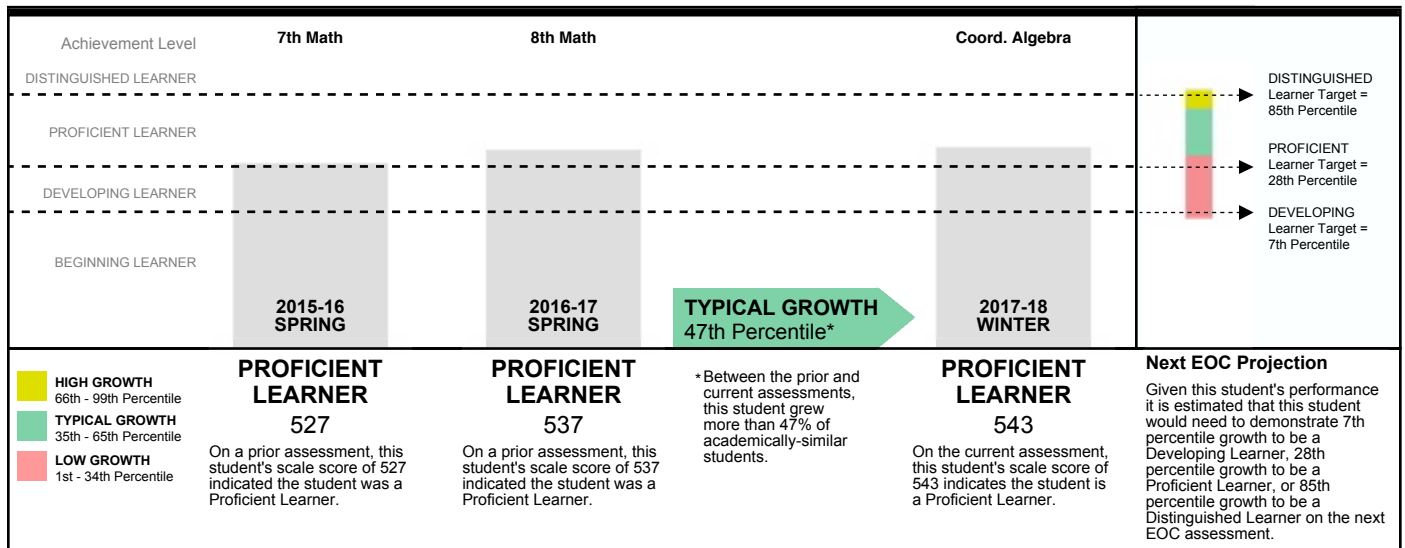


- 1 EOC assessment
- 2 Achievement levels
- 3 Growth levels
- 4 Scale score (represented by column height)
- 5 Prior assessment(s), school year(s) and administration period(s), achievement level(s), and scale score(s)
- 6 Growth level and student growth percentile (SGP)
- 7 Current assessment, school year, administration period, achievement level, and scale score
- 8 Growth projection for the next EOC assessment
- 9 Growth targets for the next EOC assessment

# 9TH-GRADE LITERATURE



# COORDINATE ALGEBRA



No additional assessment/growth information to display