

# Special Education DATA 101

SELDA

July 20, 2016

# Learning Targets

1. I can explain where to find information on the DOE Website and in the DOE portal.
2. I know where to access the Due Dates Calendar and guidance for required data reporting.
3. I can access and explain my district's SPP/APR Summary Report.
4. I know who to call with data reporting questions.

# Can you translate?

- Our LEA reported too many SWD with ISS and OSS to the SEA so we are 'dispro' and must create a CEIS plan to submit with our SSIP.

Our school district reported to the state department of education so many students with disabilities who were removed from class and given in school suspension and out of school suspension that we are significantly disproportionate. We must create an early intervening plan to submit when we submit our *Student Success Imagine the Possibilities* plan.

# Can you translate?

- Our LEA's LRE data indicated that we did not meet the target for Indicator 5 on the SPP/APR.

Our district's placement data that provides information regarding how much time a student is receiving their instruction in the general education setting shows that we did not meet the state target for students placed in the general education class for  $\geq 80\%$  of the day.

# Vocabulary

- SSIP
- SPP/APR
- Dispro
- FTE
- SR
- SWD
- CWD
- CEIS
- OSS
- ISS
- LRE
- LEA
- SEA
- OSEP
- GCASE
- Indicator 1, 2, 3...

# Vocabulary

- Student Success  
Imagine the  
Possibilities (State  
Systemic  
Improvement Plan)
- State Performance  
Plan/Annual  
Performance Report
- Significant  
Disproportionality
- Full Time Equivalent
- Student Record
- Students with  
Disabilities
- Children with  
Disabilities
- Coordinated Early  
Intervening Services
- Out of School  
Suspension

# Vocabulary

- In-school Suspension
- Least Restrictive Environment
- Local Education Agency
- State Education Agency
- Office of Special Education Programs
- Georgia Council of Administrators of Special Education
- Indicators of the SPP/APR

# Begin with the End in Mind



Richard Woods,  
Georgia's School Superintendent  
"Educating Georgia's Future"  
[gaDOE.org](http://gaDOE.org)

- SPP/APR
- District Determination
- Disproportionality Determination

Georgia Department of Education



# Locating your District's SPP/APR



Got questions?  
**AskDOE**

Richard Woods has over 22 years of pre-k through 12th grade experience in public education. Woods was a high school teacher for 14 years, serving as department chair and teacher mentor.

[Full Bio](#) | [Scheduling Request](#) | [Columns](#)

## Parents

Parent Engagement Program  
Parent Advisory Council  
Home Schooling

PARENT PORTAL

## Teachers

- ▶ Teacher Resource Link
- ▶ Teacher/Leader Effectiveness
- ▶ Professional Learning

GREAT TEACHERS

## Students

- ▶ Student Advisory Council
- ▶ Career Clusters/Pathways
- ▶ Assessments

STUDENT SPOTLIGHT

## ABCs

- ▶ Accountability
- ▶ Accounting Services
- ▶ Advanced Placement

SCHOOL FINDER



# Public Reporting of SPP/APR



Richard Woods,  
Georgia's School Superintendent  
"Educating Georgia's Future"  
[ga DOE.org](http://ga DOE.org)

2013 - 2014

State of Georgia

Georgia Profile

CTAE

Title I Annual Reports

Special Education

Info Districts

Geographical Map | District Index | School Index

Select your district

Districts in Georgia

<b>A</b> Appling Atkinson Atlanta Public Schools  <b>B</b> Bacon Baker Baldwin Banks Barrow Bartow Ben Hill Berrien Bibb Bleckley Brantley Bremen City Brooks Bryan Buford City Bulloch Burke Butts	<b>C</b> Calhoun City Calhoun Camden Candler Carroll Carrollton City Cartersville City Catoosa CCAT School Charlton Chatham Chattahoochee Chattooga Cherokee Chickamauga City Clarke Clay Clayton Clinch Cobb Coffee Colquitt Columbia Commerce City Cook Coweta Crawford Crisp	<b>D</b> Dade Dalton City Dawson Decatur City Decatur DeKalb Dodge Dooly Dougherty Douglas Dublin City  <b>E</b> Early Echols Effingham Elbert Emanuel Evans  <b>F</b> Fannin Fayette Floyd Forsyth Franklin Fulton	<b>G</b> Gainesville City Gilmer Glascok Glynn Gordon Grady Greene Gwinnett  <b>H</b> Habersham Hall Hancock Haralson Harris Hart Heard Henry Houston  <b>I</b> Irwin Ivy Preparatory Academy At Gwinnett, Inc.  <b>J</b> Jackson Jasper Jeff Davis Jefferson City Jefferson Jenkins Johnson Jones	<b>K</b>  <b>L</b> Lamar Lanier Laurens Lee Liberty Lincoln Long Lowndes Lumpkin  <b>M</b> Macon Madison Marietta City Marion McDuffie McIntosh Meriwether Miller Mitchell Monroe Montgomery Morgan Mountain Education Charter High School Murray Muscogee	<b>N</b> Newton  <b>O</b> Oconee Odyssey School Oglethorpe  <b>P</b> Paulding Peach Pelham City Pickens Pierce Polk Pulaski Putnam  <b>Q</b> Quitman  <b>R</b> Rabun Randolph Richmond Rockdale Rome City	<b>S</b> Schley Screven Seminole Social Circle City Spalding State Schools Stephens Stewart Sumter  <b>T</b> Talbot Taliaferro Tattnall Taylor Telfair Terrell Thomas Thomason-Upson Thomasville City Tift Toombs Towns Treutlen Trion City Troup Turner Twiggs	<b>U</b> Union  <b>V</b> Valdosta City Vidalia City  <b>W</b> Walker Walton Ware Warren Washington Wayne Webster Wheeler White Whitfield Wilcox Wilkes Wilkinson Worth
--	---	--	---	---	---	---	---

# Annual Performance Report



Richard Woods,  
Georgia's School Superintendent  
"Educating Georgia's Future"  
[ga DOE.org](http://ga DOE.org)

2014 - 2015

District Name

Search Printer Friendly

District Profile

CTAE

Special Education

Summary

Profile Summary

2014-2015 Special Education Annual Report

Annual Performance Summary  
County

Indicator Number	Indicator	Indicator Description	2014-15 State Target	District Rate	Met Target
1	Graduation Rate	Percent of youth with IEPs graduating from high school with a regular diploma.	53.2%	78.6%	Y
2	Drop out Rate	Percent of youth with IEPs dropping out of high school.	5.9%	3.4%	Y
3	Participation Rate RELA	B. Percentage of students with disabilities who participated in statewide RELA Assessment		99.5%	
		B. Percentage of students with disabilities who participated in statewide Regular Assessment (RELA)		92.0%	
		Regular Assessment (RELA) with accommodations		84.7%	
		Regular Assessment (RELA) without accommodations		7.3%	
		B. Percentage of students with disabilities who participated in statewide Alternate Assessment (RELA)		7.5%	
	Participation Rate MATH	B. Percentage of students with disabilities who participated in statewide MATH Assessment		99.5%	
		B. Percentage of students with disabilities who participated in statewide Regular Assessment (MATH)		92.3%	
		Regular Assessment (MATH) with accommodations		85.4%	

# SPP/APR, A Public Report



Richard Woods,  
Georgia's School Superintendent  
"Educating Georgia's Future"  
[ga DOE.org](http://ga DOE.org)

## Your district's data:

1. Graduation Rate (4 year cohort)
2. Drop-out rate
3. Assessment Participation and Proficiency
4. Suspension and Expulsion > 10 days
5. LRE (6-21)
6. Early Childhood (3-5) LRE
7. Preschool Outcomes
8. Parent Involvement (satisfaction)
9. Disproportionate representation
10. Disproportionate representation by race/ethnicity in specific categories
11. Child Find (timelines)
12. Early Childhood Transition (timelines)
13. Secondary Transition
14. Post-school Outcomes
20. Timely and Accurate Data

# SPP/APR Data Source

Special Education Dashboard Applications	Student Record is the Data Source	FTE is the Data Source	Data is Reported After "Activity" Occurs
<ul style="list-style-type: none"><li>• # 7 – Preschool Outcomes</li><li>• # 11 – Child Find</li><li>• # 12 Early childhood Transition</li><li>• # 13 Secondary Transition Planning</li><li>• # 14 Post-secondary Outcome</li></ul>	<ul style="list-style-type: none"><li>• # 1 Graduation</li><li>• # 2 Dropout</li><li>• # 4 Discipline Discrepancy</li></ul>	<ul style="list-style-type: none"><li>• # 5 LRE (6-21)</li><li>• # 6 LRE Early Childhood</li><li>• # 9 Disproportionate Representation</li><li>• # 10 Disproportionate Representation by race/ethnicity</li></ul>	<ul style="list-style-type: none"><li>• # 3 Assessment Participation and Proficiency</li><li>• # 8 Parent Survey</li></ul>

Indicator #20: Timely submission of 10 reports

File Edit View Favorites Tools Help

X Convert Select

Travel State Accounting ... GRADS360° - Home Over... Suggested Sites Web Slice Gallery

Select Language Search this site...

**Georgia Department of Education**

*Richard Woods, Georgia's School Superintendent*

[Offices & Divisions](#) [Programs & Initiatives](#) [Data & Reporting](#) [Learning & Curriculum](#) [State Board & Policy](#)

[Finance & Operations](#) [Contact](#)

**LATEST**

**Georgia Department of Education**

Select Language Search this site...

*Richard Woods, Georgia's School Superintendent*

[Offices & Divisions](#) [Programs & Initiatives](#) [Data & Reporting](#) [Learning & Curriculum](#) [State Board & Policy](#)

Curriculum & Instruction	External Affairs & Policy	Finance & Business Operations
Career, Technical, Agricultural Education	AskDOE	Accounting Services
Curriculum & Instruction	Charter Schools	Budget Services
Special Education Services and Supports	Communications	Facilities Services
Student Support Teams	Excellence Recognition	Financial Review
State Schools	Governmental Affairs	Human Resources
	Policy	Internal Support
	State Board of Education	Pupil Transportation

# Guidance



Richard Woods,  
Georgia's School Superintendent  
"Educating Georgia's Future"  
[gaDOE.org](http://gaDOE.org)

Overview

Formal Complaints

Mediation

Due Process Hearings

Parent Rights

## Statewide Projects & Initiatives

CEEDAR-GA Project

Core Access Teachers

Educational Interpreter Performance  
Assessment (EIPA)

Georgia Learning Resources System

Georgia Network for Educational and  
Therapeutic Support

Georgia Online IEP

Georgia Positive Behavioral  
Interventions and Supports (PBIS)

Georgia Project AWARE

- Visual Impairment & Blindness

## Budgets, Grants, Data Collection and Reporting

- Budget, Grants, and Consolidated Application
- Data Collections Conference
- Enrollment by Disability
- Federal Data Reports
- **Guidance for District Submissions to the GaDOE**
  - Child Find and Early Childhood Transition Timeline Summary Reporting Guidance
  - Continuation of Services Reporting Documentation
  - Postsecondary Outcomes Survey for 2014-2015 Exiters Guidance
  - Preschool Outcomes Guidance
  - Transition Planning Survey Reporting and Document Upload Guidance
- Special Education Annual Reports (Data Sources, Rules, and Definitions)
  - Calculation Method
- Special Education Due Dates FY17
- State Performance Plan (SPP), Annual Performance Reports (APR) and Annual Determinations

Improve Student Outcomes

- Smart Goals Training
- Student Success Consortia Webinar Videos
- Transition to Postsecondary Training

## Resources

- FY16 GaPMP District Participation Application
- Accessible Instructional Materials (AIMs)
- Curriculum Access for Students with SCD
- Formative Instructional Practices (FIP)
- Move On When Ready Guidance FAQs
- Preschool Special Education
- Response to Intervention (RTI)
- Section 504 Notice of Rights of Students and Parents
- Section 504 Procedural Safeguards
- Transition Tips for Parents

File Edit View Favorites Tools Help

X Convert Select

Travel State Accounting ... GRADS360® - Home Over... Suggested Sites Web Slice Gallery

Select Language Search this site...

**Georgia Department of Education**

*Richard Woods, Georgia's School Superintendent*

[gadoe.org](http://gadoe.org)

Offices & Divisions Programs & Initiatives Data & Reporting Learning & Curriculum State Board & Policy

Finance & Operations Contact

**LATEST**

## Technology Services

Data Collections

Georgia Virtual Learning

Georgia's Path to Personalized Learning

Infrastructure

Instructional Technology

PCGenesis

## School Improvement

Federal Programs

Professional Learning

School and District Effectiveness

Teacher and Leader Effectiveness

## Assessment & Accountability

Accountability

Assessment

College and Career Ready Performance Index (CCRPI)



## General Information

Data Conference

GaDOE Name Processing Rules

Records Retention

School Count by Type

Georgia's Student Data Privacy,  
Accessibility, and Transparency Act

Transmission Dates

## Collection Documentation




Collection Documentation

# Data Collections and Reporting

---

## Data Collections and Reporting Overview

### Data Collection Documentation

- Certified/Classified Personnel Information (CPI) 
- End of Pathway Assessment (EOPA)
- Free/Reduced Price Meal Eligibility
- Full-Time Equivalent (FTE) / FTE Data Survey 
- GUIDE (Georgia Unique Identifier for Education)
- Pre-ID Labels
- Private School
- Student Class 
- Student Record
- Presentations, Webinars, and Miscellaneous Documentation
- FY2017 Summary of Transmission Dates

### Student Data Security

Submit Request for Data 



Search Districts

0-9

A

B

C

D

E

F

G

H

I

J

K

L

Site Navigation

Home

Logout

Exceptional Students

SLDS Support

Consolidated  
Application

Special Education  
Annual Reports

Data Collection

Data Wizard Editor

Documents

Dispute Resolution

Facility and School  
Registry

School Nutrition  
Account

SES Student Data  
Collection

SES Providers Online

Message Center


GSEG Home

Security  
Administration

MSIX Administration

SE Applications  
Dashboard

TIF Approve



You have (175) new messages.



## Surveys

options |

New (0)

Saved (0)

Submitted (10)

Approved (10)

No new surveys available

[More](#)

# District Dashboard View



Richard Woods,  
Georgia's School Superintendent  
"Educating Georgia's Future"  
[gaode.org](http://gaode.org)

School Year:	2016
District:	

Application Name	Application Status	Start Date	Close Date	Submitted By	Submitted On	ReOpen
SE Timelines	<a href="#">In Process</a>	11/18/2015 12:00:00 AM	7/31/2016 12:00:00 AM			<input type="checkbox"/>
SE Pre School	<a href="#">Submitted</a>	11/19/2015 12:00:00 AM	7/31/2016 12:00:00 AM		6/20/2016 3:04:23 PM	<input type="checkbox"/>
Post Secondary	<a href="#">Available for Data Collection</a>	2/1/2016 12:00:00 AM	7/31/2016 12:00:00 AM			<input type="checkbox"/>
SE Continuation of Services	Not Yet Available	11/19/2015 12:00:00 AM	7/31/2016 12:00:00 AM			<input type="checkbox"/>
SE PS Transition	<a href="#">Submitted</a>	11/18/2015 12:00:00 AM	7/31/2016 12:00:00 AM	Wina Low	2/4/2016 4:58:56 PM	<input type="checkbox"/>
SE Disproportionality Determinations	<a href="#">Available for Data Viewing</a>					<input type="checkbox"/>
SE District Determinations	<a href="#">Available for Data Viewing</a>					<input type="checkbox"/>

ReOpen

# Determinations

## *Disproportionality Determination*

- Discipline discrepancy
- Discipline disproportionality
- Identification disproportionality
- Placement disproportionality

Much  
more on  
this later

District:

### DISPROPORTIONALITY LETTER/RUBRIC/FEEDBACK :

Document	Released On
<a href="#">2016</a> <a href="#">County Disproportionality Letter</a>	1/6/2016 3:27:31 PM
<a href="#">2016</a> <a href="#">County Disproportionality Rubric</a>	1/6/2016 3:27:31 PM
<a href="#">2016</a> <a href="#">County Disproportionality Compliant Letter</a>	5/16/2016 3:43:48 PM

SWD Discrepancy - Indicator 4a

Race/Ethnicity Discrepancy - Indicator 4b

Significant Disproportionality - Events Per Students Ratio

Significant Disproportionality - Duration and Type

Significant Disproportionality - Identification

Significant Disproportionality - Placement

## SWD DISCREPANCY - INDICATOR 4A

## FY16 Disproportionality Determinations

County

Determination Area	Category	Yes	Type
<b>Significant Disproportionality</b> Identification of SWD *Note – See Below	All Disabilities	<input type="checkbox"/>	
	Specific Disability Categories	<input checked="" type="checkbox"/>	Intellectual Disabilities: Black
<b>Significant Disproportionality</b> Placement of SWD “in the general education setting” *Note – See Below	40 – 79% of the day	<input type="checkbox"/>	
	< 40% of the day	<input type="checkbox"/>	
	Separate Settings	<input type="checkbox"/>	
<b>Significant Disproportionality</b> Discipline of SWD *Note – See Below	Incidence	<input checked="" type="checkbox"/>	Black
	Duration and Type	<input checked="" type="checkbox"/>	Black
<b>Disproportionate Representation</b> Overrepresentation of SWD	All Disabilities State Performance Plan Indicator 9	<input type="checkbox"/>	
	Specific Disability Categories State Performance Plan Indicator 10	<input checked="" type="checkbox"/>	Intellectual Disabilities: Black
<b>Significant Discrepancy</b> Discrepant Rate of Suspension/Expulsion for SWD {Out-of-School; > 10 Days}	All SWD State Performance Plan Indicator 4a	<input checked="" type="checkbox"/>	
	SWD by Race and Ethnicity State Performance Plan Indicator 4b	<input checked="" type="checkbox"/>	Black

\*Note - Required to use 15% of federal funds to provide Coordinated Early Intervening Services (CEIS) for at-risk students during FY17

# Determinations

## *District Determination*

### A Compliance Determination



Richard Woods,  
Georgia's School Superintendent  
"Educating Georgia's Future"  
[gaDOE.org](http://gaDOE.org)

- Compliant policies, procedures and practices related to Indicator 4b, Indicator 9, Indicator 10
- Timely correction of identified non-compliance
- MOE
- Indicator 11 – Child Find
- Indicator 12 – Early Childhood Transitions
- Indicator 13 – Measureable Post-secondary Goals for Transition
- Indicator 20 – Timely and Accurate Data

Indicator	Performance Level	Performance Score
Indicator 4B: Rates of suspension and expulsion for Children with Disabilities by Racial and Ethnic Groups *District has compliant policies, procedures and practices related to Indicator 4B. Performance Levels (Yes = 2 Points) (No = 0 Point)	Yes	2
Indicator 9: Disproportionate Representation of Racial and Ethnic Groups in Special Education and Related Services *District has compliant policies, procedures and practices related to Indicator 9. Performance Levels (Yes = 2 Points) (No = 0 Point)	Yes	2
Indicator 10: Disproportionate Representation of Racial and Ethnic Groups in Specific Disability Categories *District has compliant policies, procedures and practices related to Indicator 10. Performance Levels (Yes = 2 Points) (No = 0 Point)	Yes	2
Indicator 15: General Supervision(Timely Correction) *District timely corrects all identified noncompliance no later than one year from notification. Performance Levels (Yes = 2 Points) (No = 0 Point)	Yes	2
Maintenance of Effort (MOE) *District meets MOE for the FY14. Performance Levels (Yes = 4 Points) (No = 0 Point)	Yes	4
Indicator 11: Initial evaluations (Child Find) completed within 60 days State Target (100%) Performance Levels: (≥95% = 2 Points) (75% - 94% = 1 Point) (<75% = 0 Point)	100%	2
Indicator 12: Part C to Part B Transitions (Early Childhood Transitions) State Target (100%) Performance Levels: (≥95% = 2 Points) (75% - 94% = 1 Point) (<75% = 0 Point)	NA	2
Indicator 13: Measurable Postsecondary Goals for Transition State Target (100%) Performance Levels: (≥95% = 2 Points) (75% - 94% = 1 Point) (<75% = 0 Point)	86%	1
Indicator 20: Timely and Accurate Data State Target (100%) Performance Levels: (≥95% = 2 Points) (75% - 94% = 1 Point) (<75% = 0 Point)	90 %	1
<b>Total Performance Score (Total Possible Points 20)</b>		<b>18</b>
<b>District Determination for FY2016</b>	<b>Meets Requirements</b>	<b>90%</b>

# What's first, what's next?



Richard Woods,  
Georgia's School Superintendent  
"Educating Georgia's Future"  
[gaDOE.org](http://gaDOE.org)

- July 29, 2016 – Dashboard Data Submissions:
  - Timelines
  - Preschool Exit Data
  - Post – secondary Outcomes Data
- August 31, 2016 – Continuation of Services (if applicable)
- October, 2016
  - FTE1 (includes Federal Child Count)
  - CPI report



Questions?  
Contact Carol Seay  
at  
[cseay@doe.k12.ga.us](mailto:cseay@doe.k12.ga.us)  
404-463-1713  
or  
470-218-3244