FY2014
Special Education Leadership Conference
Athens, Georgia
March 2014

Special Education Reporting Updates and Reminders

Georgia Department of Education
Division for Special Education Services and Supports
1870 Twin Towers East
Atlanta, Georgia 30334

Special Education Annual Performance Summary Reports

Single Truth, Multiple Versions

How many students?

- IDEA Child Count = 9,814
- Cumulative Annual Count = 11,335

- Speech Child Count = 1,459
- Additional Students Receiving Speech = 3,939
- Total Number of Students with Speech Services = 5,398

Davenport's Law of Common Information:

The more an organization knows or cares about a particular information entity in its business, the less likely it is to agree on a common term and meaning for it.

Dropout Rate

(Old Way)

Data Sets

- (A) Count of SWD in grades 9-12 dropping out of school during one academic year
- (B) Count of SWD enrolled in grades 9-12 during one academic year

Dropout Rate Formula:

=(A/B)*100

Dropout Rate Example:

A = 10

B = 300

=(10/300)*100 = 3.3%

Special Education Event Rate for Dropouts

(New Way)

Data Sets

- (C) Count of SWD age 14 and above dropping out of school during one academic year
- (D) Count of SWD exiting school with a HS diploma, special education diploma or certificate, reaching maximum age, dropping out or are deceased during one academic year

Event Rate Formula:

=(C/D)*100

Event Rate Example:

C = 10

D = 50

=(10/50)*100 = 20.0%

Same 10 Students dropped out of school. The rate is different because one denominator is based on enrollment and the other denominator is based on exit events.

Certified/Classified Personnel Inventory

CP041 Third-Party Contract Record Summary

This report lists all employees with Employee Type of "P" at the system level. Detail of employee demographics are included.

In FY13, there were 124 districts who reported **NO** third party contract employees.

Inquiring Minds Want to Know

- Why the Professional Standards Commission finds that a large number of individuals reported with Job Code 171 – Special Education Interrelated Teacher – in CPI (and earn T&E) are subsequently reported as paraprofessionals in the HiQ data collection?
- Why individuals reported as paraprofessional in CPI (and paid as paraprofessionals) are subsequently reported as teachers in Student Class?

Job Code 396
Non- Instructional Aid

- Non-instructional aides work solely in non-instructional roles, such as food service, cafeteria or playground supervision, non-instructional computer assistance and personal care services including assisting special education students with mobility and bodily functions.

Job Code 396
Non- Instructional Aid

Proposed Change

- Non-instructional aides work solely in non-instructional roles, such as food service, cafeteria or playground supervision, non-instructional computer assistance and personal care services ~~including assisting special education students with mobility and bodily functions~~.

What Does This Mean for FY15?

- It means that all special education paraprofessionals must be reported with either:
  - Job Code 453 Special Education Preschool Paraprofessional Ages 3-5 or
  - Job Code 436 Special Education Paraprofessional Ages 6-21 or
  - Job Code 439 GNETS Paraprofessional

What Does This Mean for FY15?

- What if an individual was employed in FY14 as a special education paraprofessional reported with Job Code 396 – Non-Instructional Aid and does not meet the Georgia Paraprofessional Certification requirements as outlined in

  PSC Rule 505-2.11?

- The individual will be reported with either job code 453, 436 or 439 in CPI.
- The individual will be reported as 'Not Highly Qualified' in the HiQ data collection.

Full Time Equivalent

All IEP Flag

	Environment Code	IEP	Service Plan	All IEP Code Value
Ages 6-21	1 to 9	Yes	No	Y
	0 (PPPS)	No	Yes	S
	0 (PPPS)	No	No	N
Ages 3-5	A to I	Yes	No	Y
	J (PPPS)	No	Yes	S
	J (PPPS)	No	No	N

PPPS = Parentally Placed in Private School (Non-enrolled students eligible for special education services) **Does not include community based preschool students.**

How Is Placement Reported?

Segments (State)	Environment (Federal)	Hours per Week
• Program Codes • Inclusion Codes	• % of time in general education (with/without special education support)	• Cumulative hours receiving special education services regardless of location

Hours per Week

- Cumulative hours receiving special education services regardless of location
- Reported for primary area, secondary areas and related services
- Report secondary disability areas not discreetly served with ‘X’ – Less than one hour per week

Georgia Department of Education
Dr. John D. Barge, State School Superintendent
Primary Area and Service Hours for All Primary Areas, System Level
3 Full Time Equivalent Data Collection System (FTE 2014-1)

FISCAL	SYSTEM_ID	SYSTEM_NAME	SPEECH_BY_PA	SPEECH_BY_HRS
2014			87	124
2014			4	65
2014			59	122
2014			5	18
2014			70	186
2014			60	101
2014			313	367
2014			248	514
2014			49	98
2014			79	139
2014			440	919
2014			72	80
2014			48	116
2014			40	97
2014			92	198
2014			195	257
2014			83	140
2014			132	140
2014			14	24
2014			303	312
2014			27	54
2014			294	593
2014			100	311
2014			44	31
2014			886	1225
2014			17	45
2014			46	103
2014			753	1815
2014			167	509
2014			17	17
2014			434	2170
2014			20	36

Georgia Department of Education
Dr. John D. Barge, State School Superintendent
Report on Autism Students and Selected Supplemental Services, System Level
October 2013 Full Time Equivalent Data Collection System (FTE 2014-1)

FISCAL_YEAR	FISCAL_COUNT_SYSTEM_ID	SYSTEM_NAME	Total Count of Autism Students: Primary Area=Autism	Total Count of Autism Students: Autism Service Hours and other Primary Area	Counts of Students Receiving Related Services (Sub-counts of all Autism students): Speech	Counts of Students Receiving Related Services (Sub-counts of all Autism students): Occupational Therapy	Counts of Students Receiving Related Services (Sub-counts of all Autism students): Physical Therapy
2014			14	0	8	4	2
2014			1	0	1	0	0
2014			7	0	5	2	0
2014			0	1	0	0	0
2014			48	0	33	16	0
2014			16	0	6	6	0
2014			131	2	81	28	3
2014			93	3	66	35	0
2014			0	0	0	0	0
2014			21	0	12	7	1
2014			196	1	149	41	4
2014			25	1	12	8	1
2014			11	0	8	3	0
2014			8	0	8	1	0
2014			88	2	50	25	4
2014			61	1	27	17	0
2014			18	0	6	2	0
2014			23	0	17	11	0
2014			2	0	2	0	0
2014			80	0	42	13	2
2014			13	0	10	3	1
2014			141	2	93	0	0
2014			123	0	27	8	2
2014			10	0	6	1	0
2014			339	1	275	80	4

160-4-7-.05
Eligibility Determination and Categories of Eligibility

Significant Developmental Delay

- Initial placement to on or before the 7th birthday.
- Continuation of placement to the 9th birthday (to the end of the school year in which the child turns nine.)

Dr. John D. Barge, State School Superintendent
"Making Education Work for All Georgians"

FY14
Students with Disabilities

FTE1 – Students Age 3-21

- Student Count = 190,965

Official IDEA Report

- Student Count = 190,587
  - 378 fewer students than FTE
    - 335 of these students reported as 'All IEP' = 'N'
      - 316 of these students had environments ≠ '0' or 'J'
      - 19 of these students had no environment code
    - 43 of these students reported as 'All IEP' = 'Y'
      - 36 of these students had no environment code
      - 7 of these students were age 10 and reported with a primary area of SDD

Student Safety Record

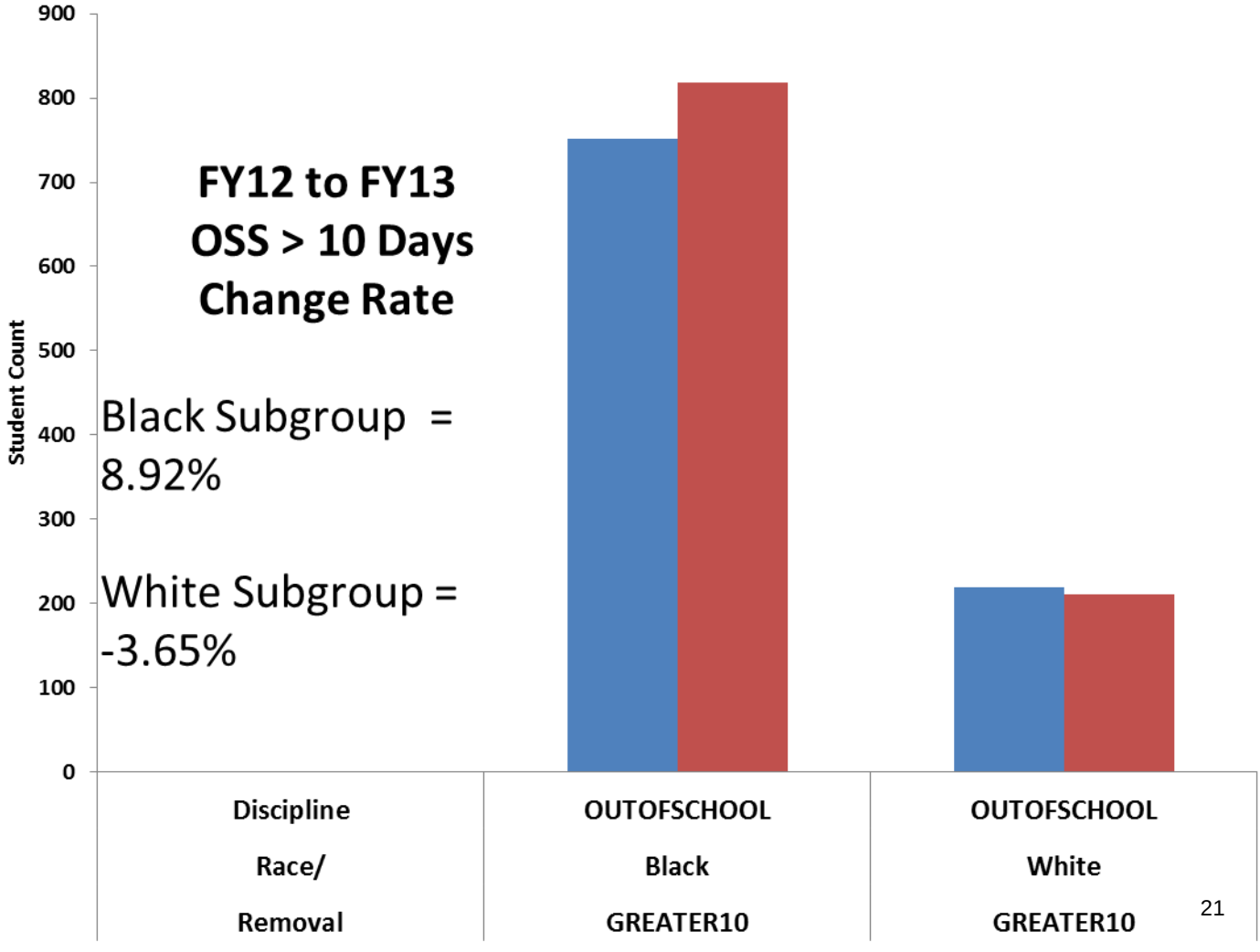
FY12 to FY13
OSS > 10 Days
Change Rate
Black Subgroup = 8.92%
White Subgroup = -3.65%
Student Count
900
800
700
600
500
400
300
200
100
0
Discipline Race/ Removal
OUTOFSCHOOL Black GREATER10
OUTOFSCHOOL White GREATER10

Go To the Reports Menu

Student Safety Level Reports

- DIS010 System Totals By Incident Type
- DIS020 System Totals By Discipline Action
- DIS030 System Totals By Incident Counts
- DIS040 System Totals By Context and Location
- DIS050 System Totals By Action/Auxillary
- DIS060 Student Safety Level Transmission Verification Report
- DIS070 Discipline Comparison Report
- DIS080 Student Safety EVENT Summary Report
- DIS090 Continuation of Services Report
- DIS091 Suspensions with Same Date and Days (W863)
- DIS092 Possible Duplicated Student Safety Records
- DIS093 In-Out School Suspensions Less Than One Day
- DIS095 OSS Greater Than 10 Days w/o Services
- SRDISCALL Print ALL Summary Reports

DIS020

School Name	Unduplicated Student Count Per Discipline Action														Total SWD Students	Total Action Records	Total* Students
All Schools	02	10	20	30	40	50	60	61	62	63	70	80	90	95			
High School	0	0	178	89	0	15	0	7	0	0	0	35	0	0	75	516	324
Elementary School	0	8	2	6	0	14	0	0	0	0	1	1	0	0	9	41	32
Middle School	0	5	70	18	0	17	0	11	0	0	1	7	0	0	26	187	129
Primary School	0	51	0	0	0	2	0	0	0	0	0	0	0	0	4	89	53
entary School	0	24	0	0	0	1	0	0	0	0	0	1	0	0	3	38	26
Elementary School	0	5	1	0	0	0	0	0	0	0	0	1	0	0	0	7	7
System Totals	0	93	251	113	0	49	0	18	0	0	2	45	0	0	117	878	571

Action

10-Corporal Punishmen

20-In-School Suspension

30-Out-of-School Suspension

40-Expulsion

50-Suspended from Riding Bus

60-Crossroads Alternative School

61-Alternative School- Disruptive Students

DIS020B Transmission on 03/16/2014 01:56:07 am With Errors

Back to Discipline Report Menu

click here to print

Georgia Department of Education
Student Record Data Collection System (FY2014)

Discipline Action - School Summary

DIS020B

Unduplicated Student Count Per Column For Discipline Action

Discipline Action	Race/Ethnicity							Gender		Free/Reduced Price Meal Eligibility	SWD	Total Action Records	Total** Undup Students
	EH	RI	RS	RB	RP	RW	RM	Male	Female				
02-Detention	0	0	0	0	0	0	0	0	0	0	0	0	0
10-Corporal Punishment	0	0	0	0	0	0	0	0	0	0	0	0	0
20-In-School Suspension	16	0	0	72	0	82	8	122	56	135	40	316	178
30-Out-of-School Suspension	10	0	0	42	0	35	2	56	33	73	21	129	89
40-Expulsion	0	0	0	0	0	0	0	0	0	0	0	0	0
50-Suspended from Riding Bus	1	0	0	7	0	5	2	8	7	12	3	18	15
61-Alternative School- Disruptive Students	0	0	0	5	0	2	0	2	5	6	0	7	7
62-Alternative School Non-Disruptive Students	0	0	0	0	0	0	0	0	0	0	0	0	0
63-Assigned To Other Alternative School by Administrative Law Judge.	0	0	0	0	0	0	0	0	0	0	0	0	0
70-Juvenile/Court Referral	0	0	0	0	0	0	0	0	0	0	0	0	0
80-Other Discipline Action	3	0	0	5	0	25	2	29	6	21	11	46	35
90-Removed from class at Teachers Request	0	0	0	0	0	0	0	0	0	0	0	0	0
95-Physical Restraint	0	0	0	0	0	0	0	0	0	0	0	0	0
Total School	30	0	0	131	0	149	14	217	107	247	75	516	324

DIS020D Transmission on 03/16/2014 01:56:07 am With Errors Back to Discipline Report Menu click here to print

Georgia Department of Education
Student Record Data Collection System (FY2014)

Discipline Record Detail

DIS020D

Discipline Record Detail

#	Student ID	GTID	Student Name	Grd Lvl	Sex	Race/Ethnicity	Free/ Reduced	Primary Area	Incident #	Event ID	Data Type	Incident Date	Incident Type	Incident Severity Level	Contxt Locatn	Teacher ID	Actn Locatn	Actn Aux	Admin ID
1				10	F	NNNBNN=>RB	F	P	E001	1728	1	20131011	11	1-Level One / Least Severe	11		20	03	
2				10	F	NNNBNN=>RB	F	P	E002	1769	3	20131016	00	-	00		20	03	
3				10	F	NNNBNN=>RB	F	P	E004	2320	1	20131114	06	1-Level One / Least Severe	11		20	04	
4				10	F	NNNBNN=>RB	F	P	E005	2563	1	20131209	06	1-Level One / Least Severe	11		20	99	
5				10	F	HNNBNN=>EH	F		E001	1768	3	20131016	00	-	00		20	03	
6				10	F	HNNBNN=>EH	F		E002	1952	1	20131025	06	1-Level One / Least Severe	11		20	01	
7				09	M	NNNNNW=>RW	F		E001	1745	1	20131016	08	1-Level One / Least Severe	11		20	03	
8				09	M	NNNNNW=>RW	F		E002	1789	1	20131017	06	1-Level One / Least Severe	11		20	02	
9				09	M	NNNNNW=>RW	F		E003	2270	3	20131108	00	-	00		20	02	
10				12	M	NNNNNW=>RW	F		E001	1394	1	20130923	11	1-Level One / Least Severe	22		20	03	
11				12	M	NNNNNW=>RW	F		E002	2224	1	20131106	06	1-Level One / Least Severe	11		20	04	

Georgia Unique IDentifier for Education

Dr. John D. Barge, State School Superintendent
"Making Education Work for All Georgians"
www.gadoe.org

GUIDE

What Special Education Roles have access to GUIDE?

- Organization Roles
  - Special Education Directors
  - Special Education Staff
- Application Roles
  - GUIDE – District Other Users
- Reports
  - Claimed in Date – Includes Primary Area
  - Special Education History

GUIDE

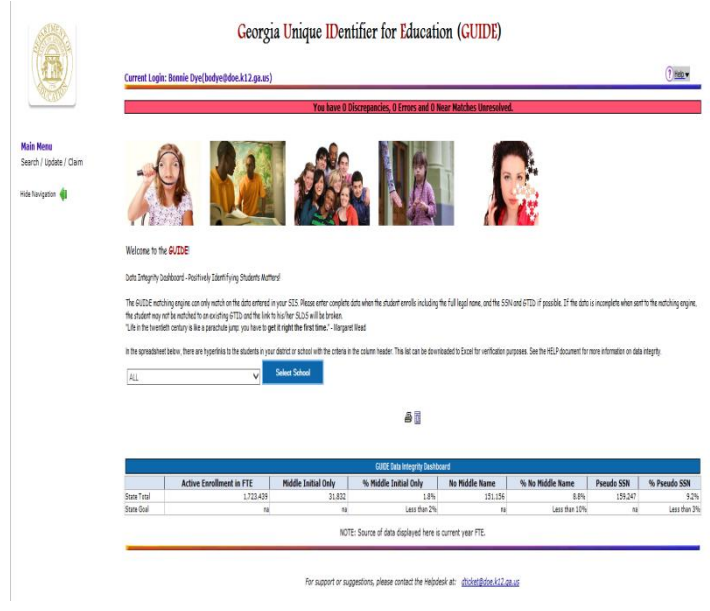

You do not have to have access to Student Record .

Student Record

EXTENDED YEAR SERVICES (ESY)

EXTENDED YEAR SERVICES indicates special education and related services that are provided to a student with a disability beyond the normal school year of the Local School System (LSS)/State Operated Program (SOP), in accordance with the student's IEP and at no cost to the parents of the student. Extended Year Services may include a range of services offered during the summer or other days when school is not officially in session for specific goals targeted for ESY.

Code Description

Y - Special Education Extended Years Services received.

N - Special Education Extended Year Services not received.

160-5-1-.15 AWARDING UNITS OF CREDIT AND ACCEPTANCE OF TRANSFER CREDIT AND/OR GRADES.

1. When should the IEP Team use the rubric to consider an alternate course sequence for meeting the mathematics graduation requirements?

✓ After the student completes Mathematics I and Mathematics II or GPS Algebra and GPS Geometry or CCGPS Coordinate Algebra and CCGPS Analytic Geometry II.

2. Will any data be collected on students utilizing the alternate course sequence?

✓Yes, you will report annually on students utilizing the alternate course sequence in the June SR collection.

Eligibility for Enrollment in School

Students with disabilities are eligible for enrollment through age 21, or until they receive a high school, ~~or special education~~ diploma, or the equivalent. The term regular high school diploma a **does not** include an alternative degree that is not aligned with the State's academic standards such as a special education diploma, certificate of attendance or a general educational development credential (GED).

- [34 C .F .R . § 300 .102(a)(3)(iv)]. *See O.C.G.A. 20-2-150*.

Student Record Special Tools Menu

County

Go To the Main Menu

Special Tools Menu

- Individual Student Record
- ADHOC Query
- SPEDHIST-GTID Claimed Student Sp. Ed. History Report
- Special Ed Event Rejection Recovery
- SE076 - Rejection Report

Special Education History

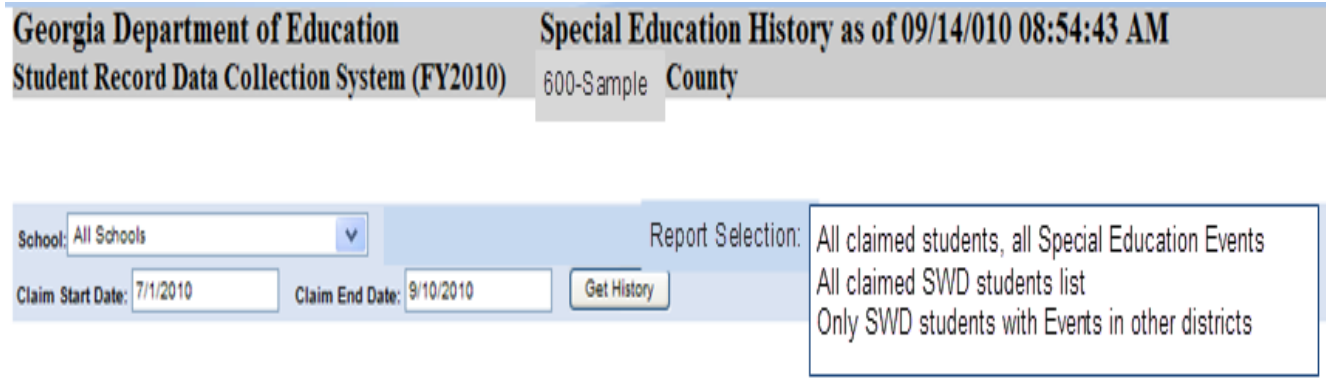

Recovery – Rejection Codes 01 through 08

Already in History

- Same event with same date is already in history.
- Why are you submitting again?

Check Dates

- This event did not occur during this fiscal year.
- This event did not occur while this student was enrolled in your district.
- Are you sure your dates are correct?

Check Enrollment

- This student does not have an enrollment record for your district.
- Why are reporting a student not enrolled in your district?

SIS Vendor Issue

The same event with the same date is being reported more than once in the same file.

Special Education
Rejection Recovery

CURRENT SPECIAL ED HISTORY

Student Name Doe, Jane R Student ID : 123456789 GTID : 1122334455 Primary Area : Significant Development Delay

Special Education History as of 12/07/2011 03:38:43 pm

Reporting School Year	System Id and Name	School Id and Name	Event	Event Date	Student Present at Conference	Parent Present at Conference	Current Year Event Data	Date Moved From Rejected	Link To Comments
2011	600- Test County	0277- Test County Primary School	07-IEP Annual Review	20101102	N	N	Yes		
2011	600- Test County	0277-Test County Primary School	08-Re-Eligibility Determination	20101102			Yes	20120305	Comments
2010	600- Test County	0277-Test County Primary School	08-Re-Eligibility Determination	20091112			No		
2									mments
2									

DROP-DOWN COMMENT OPTIONS:

1) *Event occurred at this school prior to the enrollment date (example: over the summer).*
2) *Reporting event that occurred at a previously attended school in Georgia.*
3) *Event occurred prior to enrollment in Georgia.*
4) *Other: (Enter at least 10-word-minimum explanation why checked records require move to history.)*

OVE

System Id and Name	School Id and Name	Event	Event Date	Pre t at Con nce?	Present at Conference?	Year Event Data?		
600- Test County	0277- Test County Primary School	07-IEP Annual Review	20110402		N	Yes	☑	X
600- Test County	0277- Test County Primary School	08-Re-Eligibility Determination	20101102			Yes	☐	
600- Test County	0277- Test County Primary School	08-Re-Eligibility Determination	20091112			No		
600- Test County	0277- Test County Primary School	08-Re-Eligibility Determination	2011502			No	☑	X
600- Test County	0277- Test County Primary School	07-IEP Annual Review	20091112		N	No		

1

1

Enter comments for checked record(s):

2

Then click Move button

MOVE RECORDS TO CURRENT HISTORY

3

SR-Student Level Record E872

- Student reported with **PRIMARY AREA** and no exit event last school year, but student not reported with **PRIMARY AREA** this school year.

If a student has a current IEP and/or eligibility you **MUST** report with a primary area even if you did not serve the student.

Non-notification does not reflect parental revocation of services.

New Error

- E022
  - Student was reported in FTE-1 with All IEP = ‘S’ or ‘N’, did not enroll in school at any point during the school year, therefore should not be reported in Student Record.

We Did Not Know?

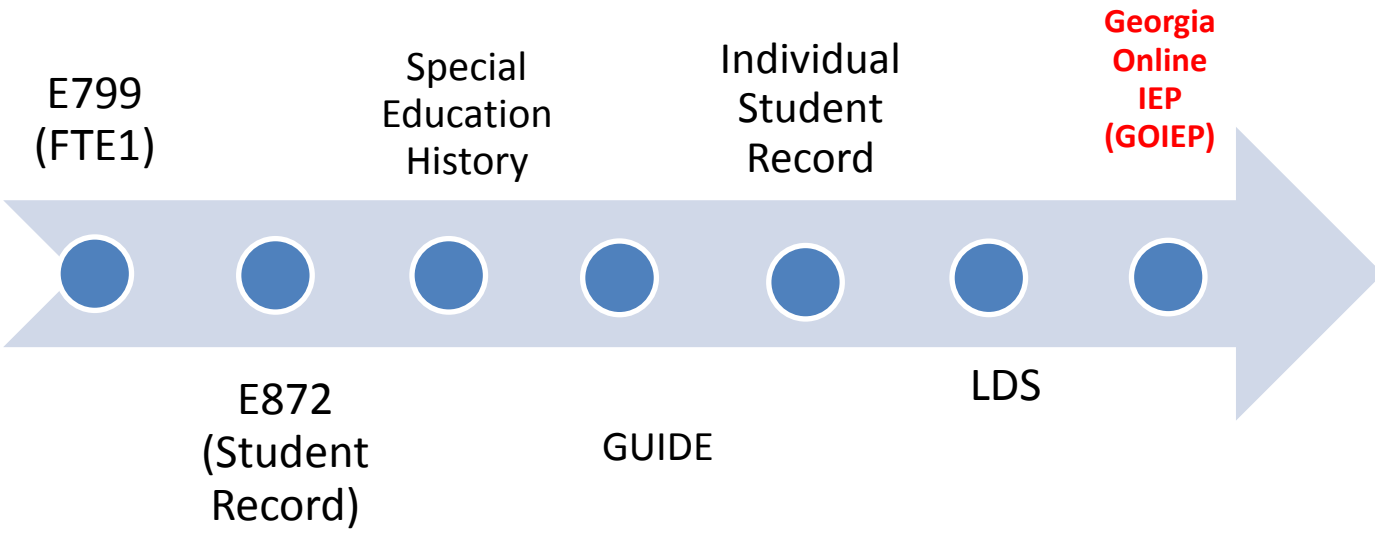

Georgia Network for Educational and Therapeutic Supports

Georgia Network for Educational and Therapeutic Supports (GNETS)

- The student data reporting requirements for students placed in a GNETS program are the same as the requirements for all other students.
- Students served in GNETS must also be reported in the Program Level Record.

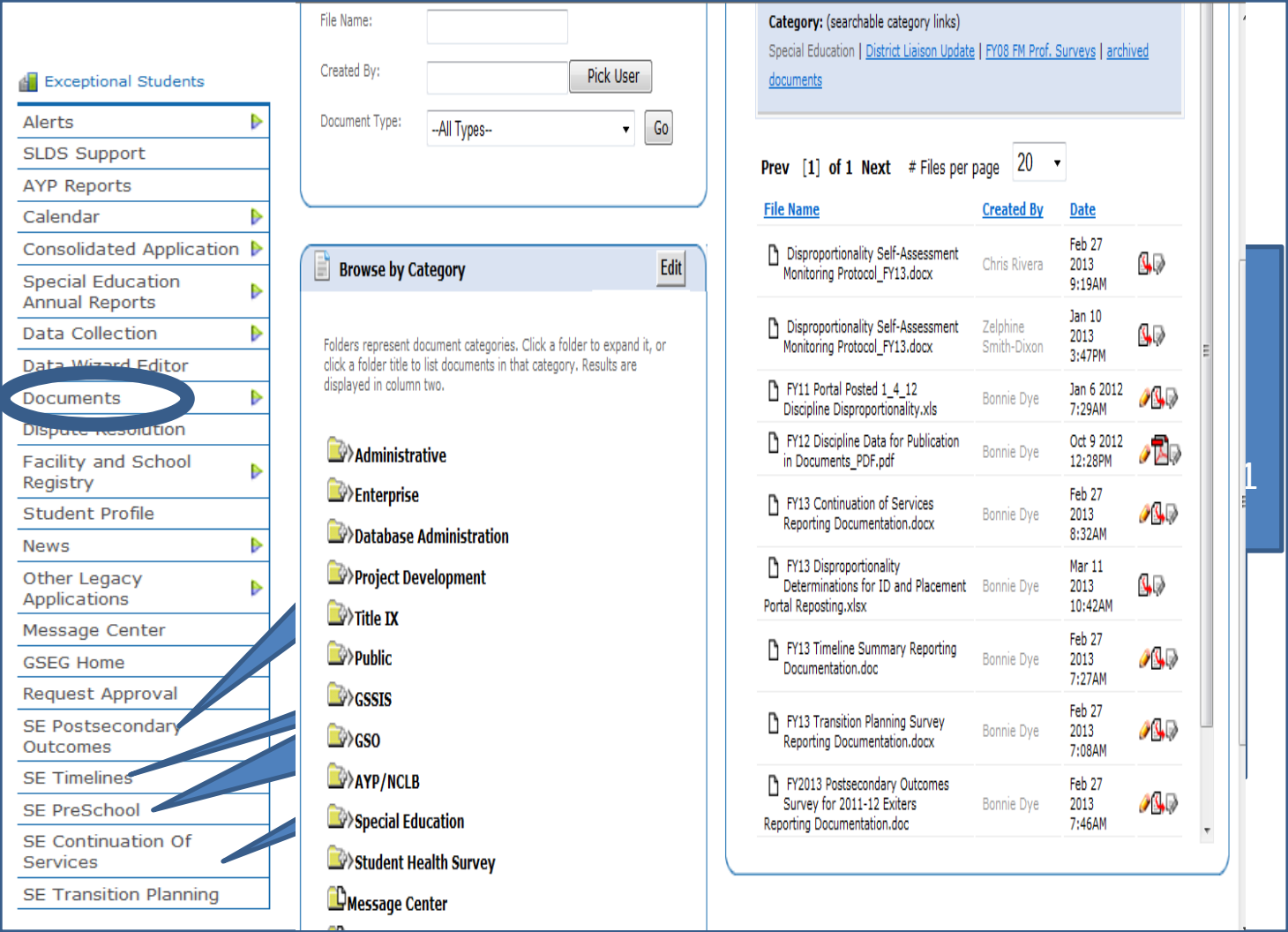
Exceptional Students
Alerts
SLDS Support
AYP Reports
Calendar
Consolidated Application
Special Education Annual Reports
Data Collection
Data Wizard Editor
Documents
Dispute Resolution
Facility and School Registry
Student Profile
News
Other Legacy Applications
Message Center
GSEG Home
Request Approval
SE Postsecondary Outcomes
SE Timelines
SE PreSchool
SE Continuation Of Services
SE Transition Planning
File Name:
Created By:
Pick User
Document Type:
--All Types--
Go
Browse by Category
Edit
Folders represent document categories. Click a folder to expand it, or click a folder title to list documents in that category. Results are displayed in column two.
Administrative
Enterprise
Database Administration
Project Development
Title IX
Public
GSSIS
GSO
AYP/NCLB
Special Education
Student Health Survey
Message Center
Category: (searchable category links)
Special Education | District Liaison Update | FY08 FM Prof. Surveys | archived documents
Prev [1] of 1 Next # Files per page 20
File Name
Created By
Date
Disproportionality Self-Assessment Monitoring Protocol_FY13.docx
Chris Rivera
Feb 27 2013 9:19AM
Disproportionality Self-Assessment Monitoring Protocol_FY13.docx
Zelphine Smith-Dixon
Jan 10 2013 3:47PM
FY11 Portal Posted 1_4_12 Discipline Disproportionality.xls
Bonnie Dye
Jan 6 2012 7:29AM
FY12 Discipline Data for Publication in Documents_PDF.pdf
Bonnie Dye
Oct 9 2012 12:28PM
FY13 Continuation of Services Reporting Documentation.docx
Bonnie Dye
Feb 27 2013 8:32AM
FY13 Disproportionality Determinations for ID and Placement Portal Reposting.xlsx
Bonnie Dye
Mar 11 2013 10:42AM
FY13 Timeline Summary Reporting Documentation.doc
Bonnie Dye
Feb 27 2013 7:27AM
FY13 Transition Planning Survey Reporting Documentation.docx
Bonnie Dye
Feb 27 2013 7:08AM
FY2013 Postsecondary Outcomes Survey for 2011-12 Exiters Reporting Documentation.doc
Bonnie Dye
Feb 27 2013 7:46AM