



**Annual Report to the General Assembly
Equity In Sports Act
2007-2008 School Year**

Georgia Department of Education

Report to the General Assembly Pursuant to Georgia's Equity in Sports Act

Executive Summary

This annual report is submitted by the State Board of Education and the Georgia Department of Education in accordance with the Equity in Sports Act, O.G.C.A. § 20-2-315, which prohibits gender discrimination in any interscholastic or intramural athletics program offered by Georgia's school systems. This report provides data to the General Assembly regarding student participation and expenditures by gender for sports offered during the 2007-2008 school year for grades 9-12. The data is self-reported by each school system (100% of school systems responded) and submitted to the Department of Education via a web-based survey application. The summary analysis of the data suggests that if you treat football as an outlier, all other male and female interscholastic sports appear to be on fairly equal footing with respect to funding, participation and comparability.

Funding (Capital and Program Expenditures)

- \$156,822,940 was spent on high school interscholastic athletics.
 - \$51,554,486 on Female sports
 - \$55,805,204 on Male sports
 - \$49,463,249 on Football sports

Participation

- 167,411 students participated in high school interscholastic athletics.
 - Top five male sports by participation
 - 35,082 in Football
 - 12,663 in Basketball
 - 12,4775 in Baseball
 - 12,405 in Track and Field
 - 9,144 in Soccer
 - Top five female sports by participation
 - 10,283 in Track and Field
 - 10,185 in Basketball
 - 9,023 in Fast-pitch Softball
 - 8,663 in Soccer
 - 4,429 in Cross Country

Comparability

- 97% (176/181) of respondents reported that the quality, suitability, maintenance and replacement of equipment and supplies provided to both girls' and boys' teams are comparable.
- 98% (177/181) of respondents reported that the girls' and boys' teams are provided comparable transportation, accommodations, and meal allowances for athletic events.
- 97% (172/177) of respondents reported that the training, experience and other professional qualifications of coaches assigned to the boys' programs are comparable to those coaches assigned to the girls' programs.
- 94% (171/182) of respondents reported that the quality, maintenance and convenience of locker rooms, practice facilities, and competitive facilities for boys' programs are comparable to those for the girls' programs.

**Annual Report to the General Assembly
Equity in Sports Act
2007 – 2008 School Year**

Table of Contents

Section Title	Page
I. Introduction.....	1 - 2
II. Financial Charts.....	3
2008 Program Expenditures.....	4
2008 Capital Expenditures.....	4
III. Participation Charts – Female / Male Participation by Sport.....	5
Baseball.....	6
Basketball.....	6
Cross County.....	7
Football.....	7
Golf.....	8
Gymnastics.....	8
Riflery.....	9
Soccer.....	9
Fast Pitch Softball.....	10
Slow Pitch Softball.....	10
Swimming and Diving.....	11
Tennis.....	11
Track and Field.....	12
Volleyball.....	12
Wrestling.....	13
Other Sports.....	13
Competitive Cheerleading.....	14
IV. Likert Scale Responses.....	15-20

GEORGIA DEPARTMENT OF EDUCATION

Report to the General Assembly Pursuant to Georgia's Equity in Sports Act

This report is submitted by the State Board of Education and the Georgia Department of Education ("the Department") in accordance with the Equity in Sports Act, O.C.G.A. §20-2-315, which prohibits gender discrimination in any interscholastic or intramural athletics program offered by Georgia's school systems.

This annual report provides data to the General Assembly regarding student participation and expenditures by gender for sports offered during the 2007-2008 school year. At the request of the House Subcommittee on Reporting Requirements for Local School Systems, the Department substantially streamline its reporting requirements in 2008 for the Equity in Sports Act. As a result of these reporting changes, the graphs contained in this report are slightly different than graphs presented in earlier annual reports. Please note that this data is self-reported by each local school district and submitted to the Department via a web-based application

Title IX and Georgia's Equity in Sports Act

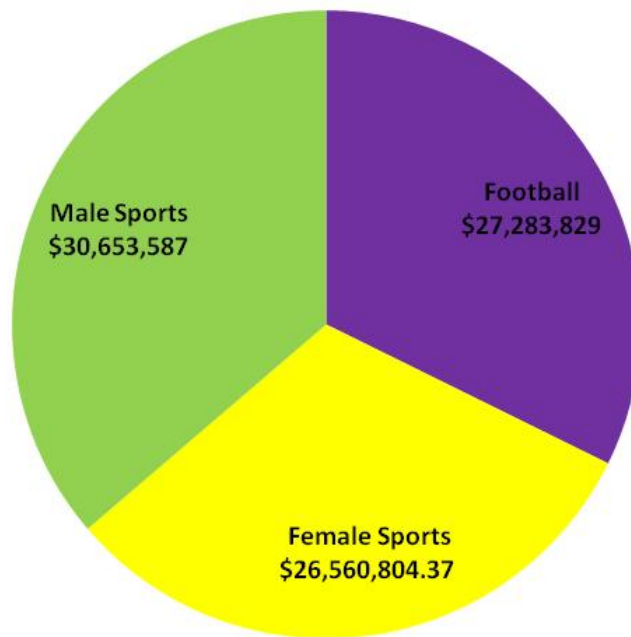
Similar to the requirements of Title IX, Georgia's Equity in Sports Act provides a series of wide-ranging factors that are to be considered in determining whether equal athletic opportunities are available. In accordance with O.C.G.A. 20-2-315(c), local school systems must carefully consider: "(1) Whether the selection of sports and levels of competition effectively accommodate the interests and abilities of members of both genders; (2) the provision of equipment and supplies; (3) scheduling of games and practice time; (4) travel allowances; (5) opportunity to receive coaching and academic tutoring; (6) assignment and compensation of coaches and tutors; (7) provision of locker rooms and practice and competitive facilities; (8) provision of medical and training facilities and services; and (9) publicity." Thus, it is important that the data contained in this report *and other information* be analyzed in order to ensure that each school system is offering equal athletic opportunities designed to meet the interests of students of both genders.

While competitive cheerleading is not considered a sport under Title IX, the data provided in this report does include competitive cheerleading. The Department and the State Board of Education chose to include this data in order to provide a more accurate picture of student athletic activities in Georgia.

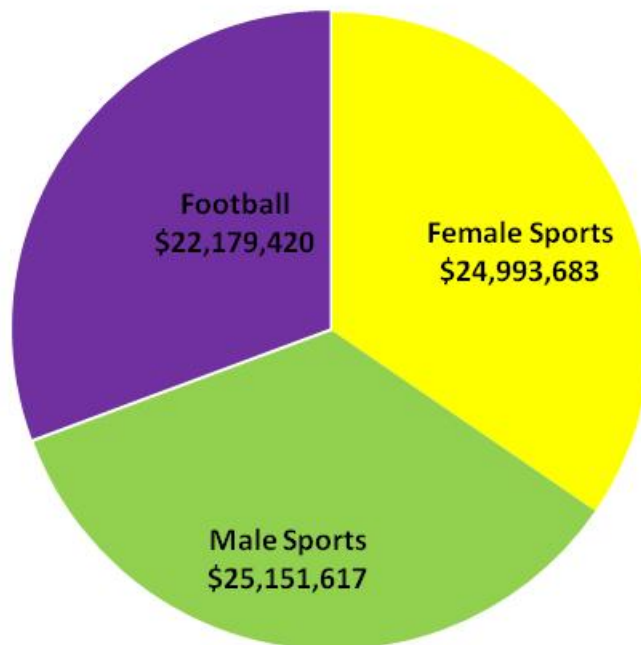
The Department is pleased to present to the General Assembly this annual report and looks forward to continuing to work with Georgia's school systems, including administrators, teachers, and parents, in accordance with the Equity in Sports Act.

Financial Charts

2008 Program Expenditures




2008 Capital Expenditures

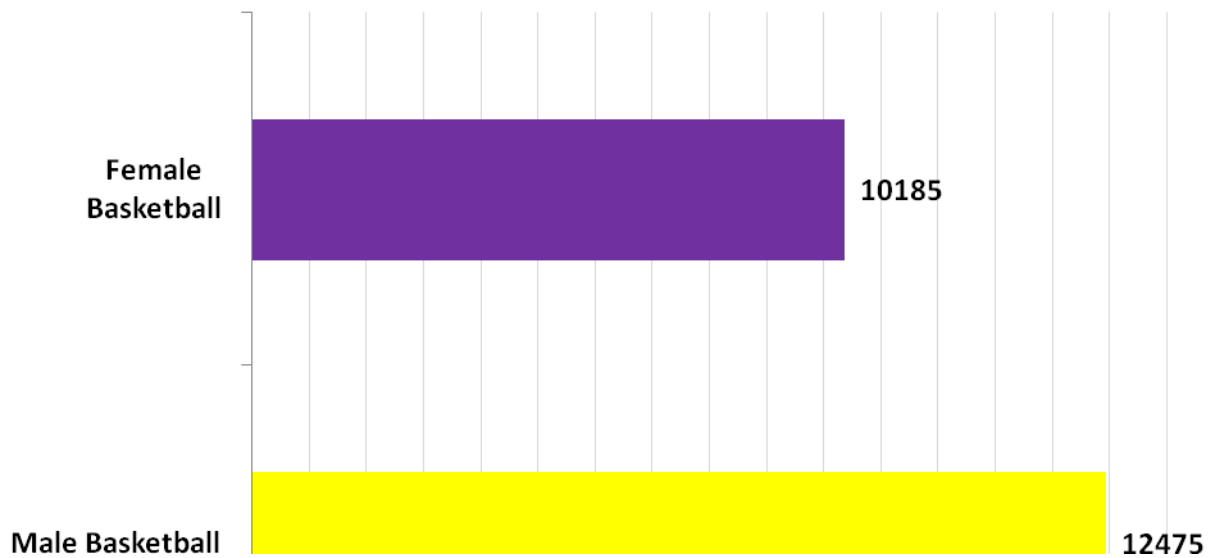


Participation Charts

Female / Male Participation by Sport



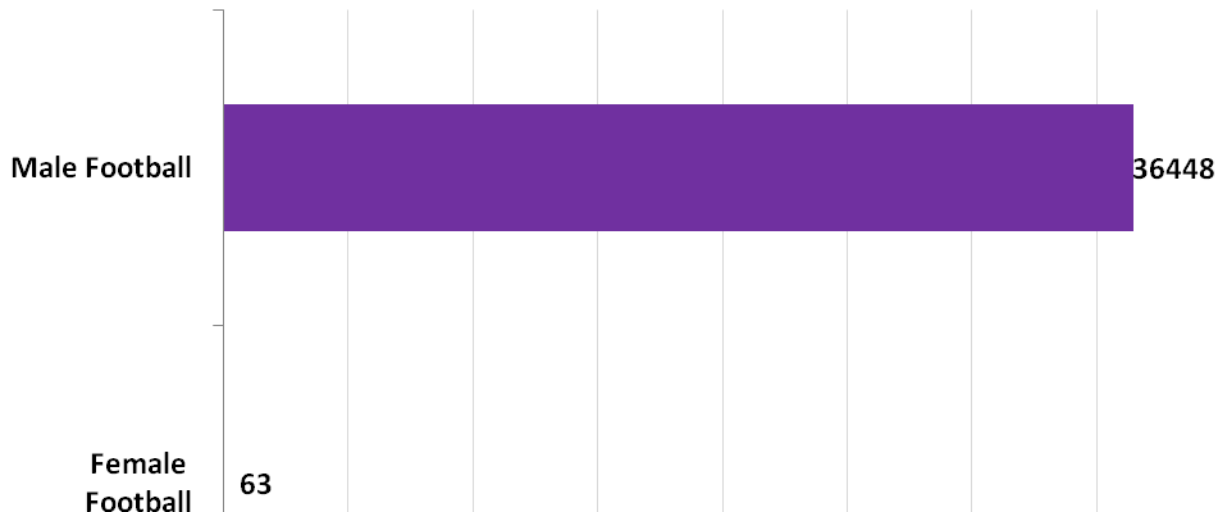
Female / Male Participation by Sport



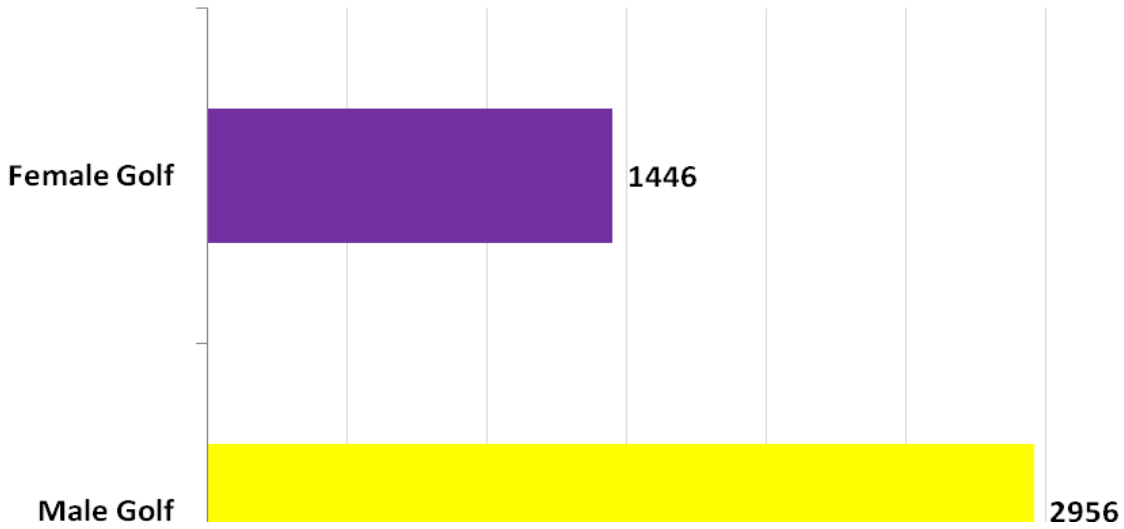
Female / Male Participation by Sport



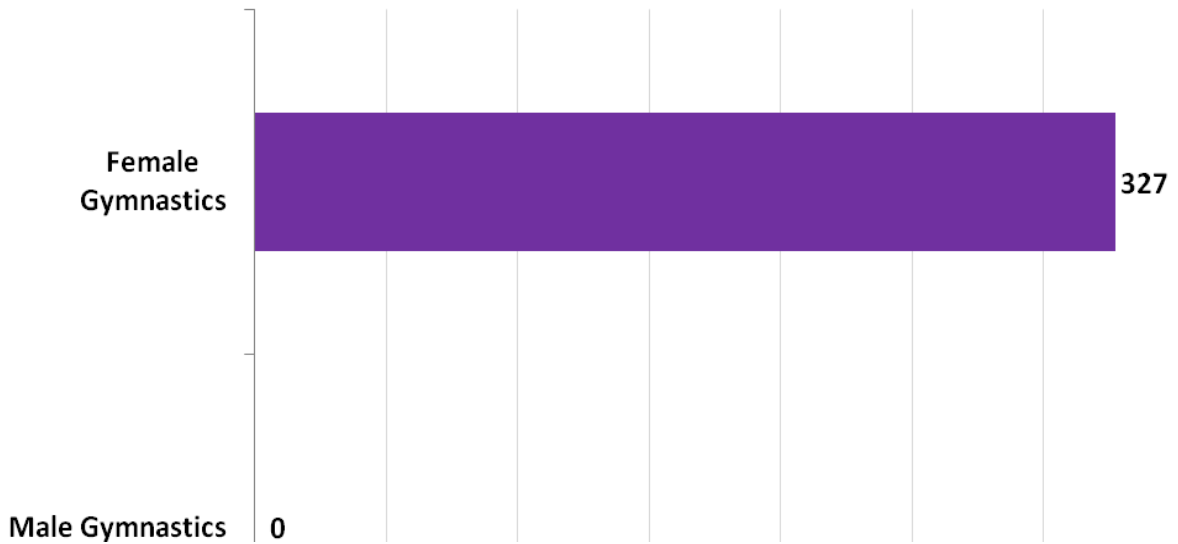
Female / Male Participation by Sport



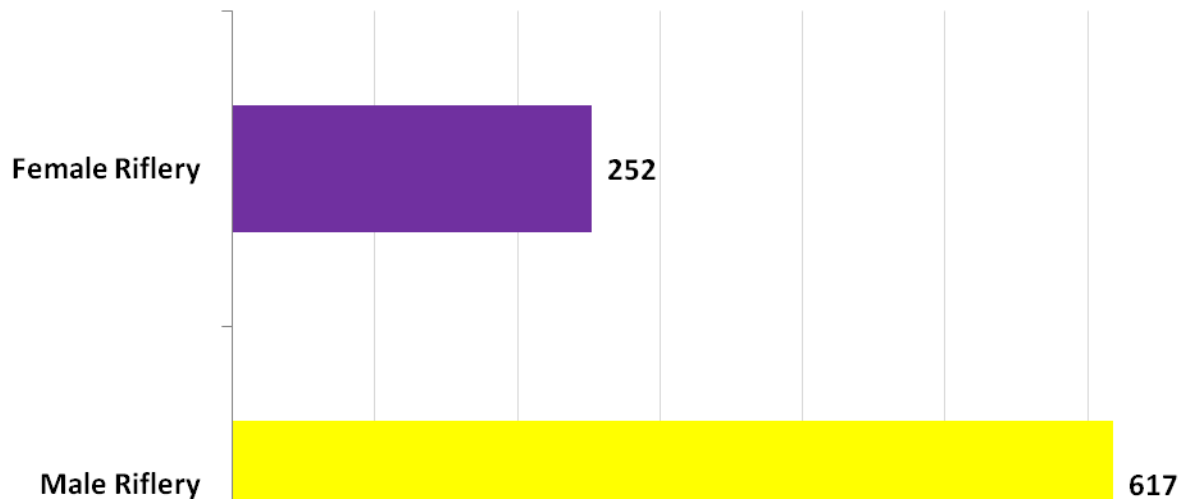
Female / Male Participation by Sport




Female / Male Participation by Sport



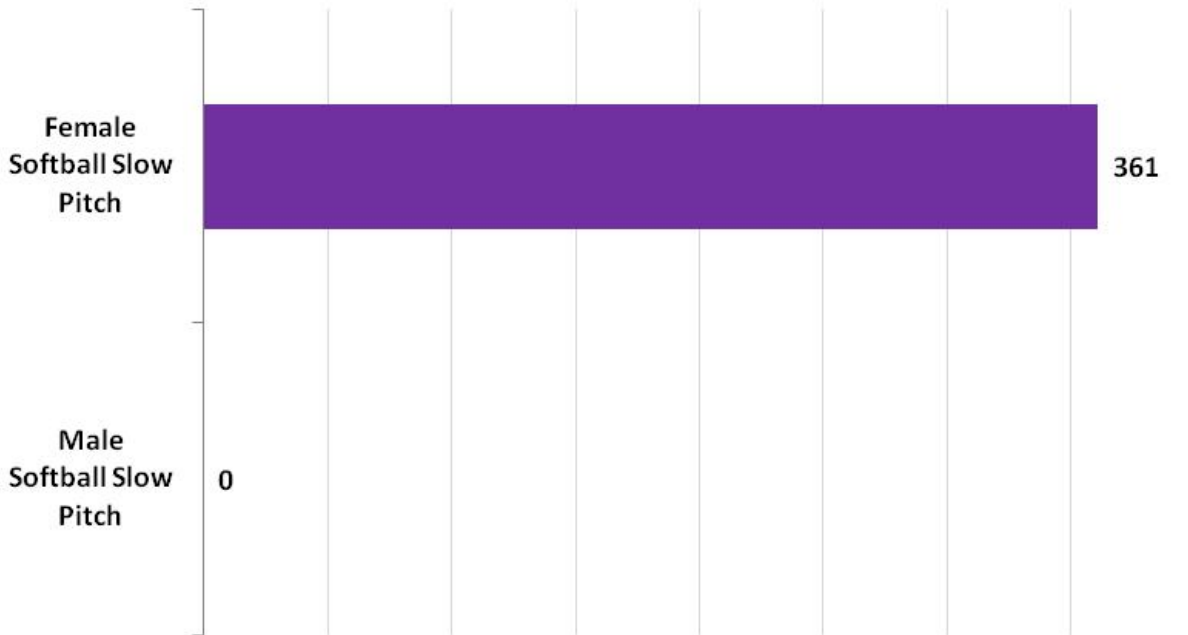
Female / Male Participation by Sport



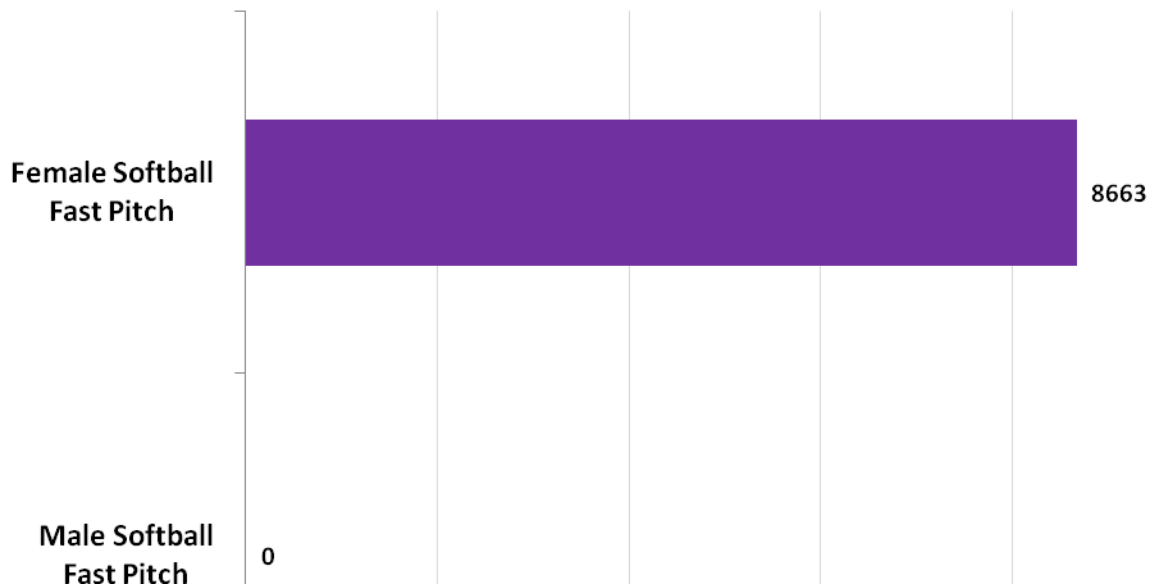
Female / Male Participation by Sport



Female / Male Participation by Sport




Female / Male Participation by Sport




Female / Male Participation by Sport



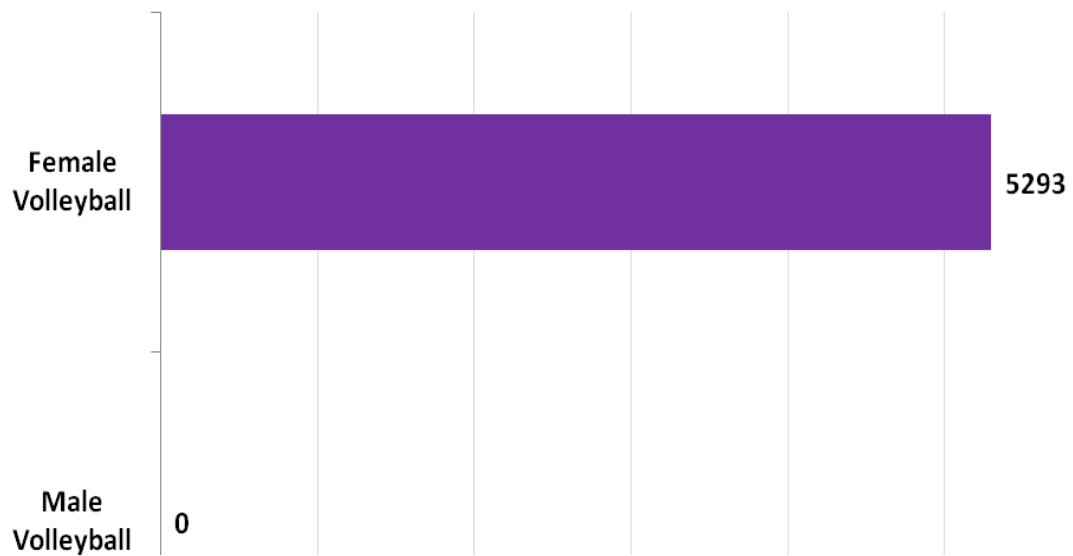
Female / Male Participation by Sport




Female / Male Participation by Sport




Female / Male Participation by Sport



Female / Male Participation by Sport



Female / Male Participation by Sport

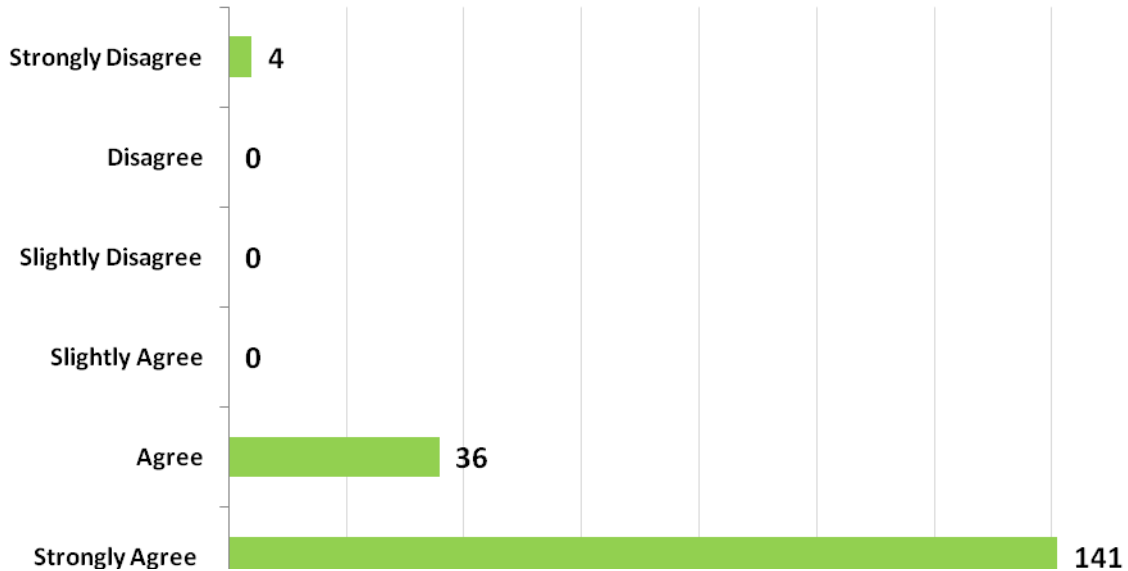


Female / Male Participation by Sport

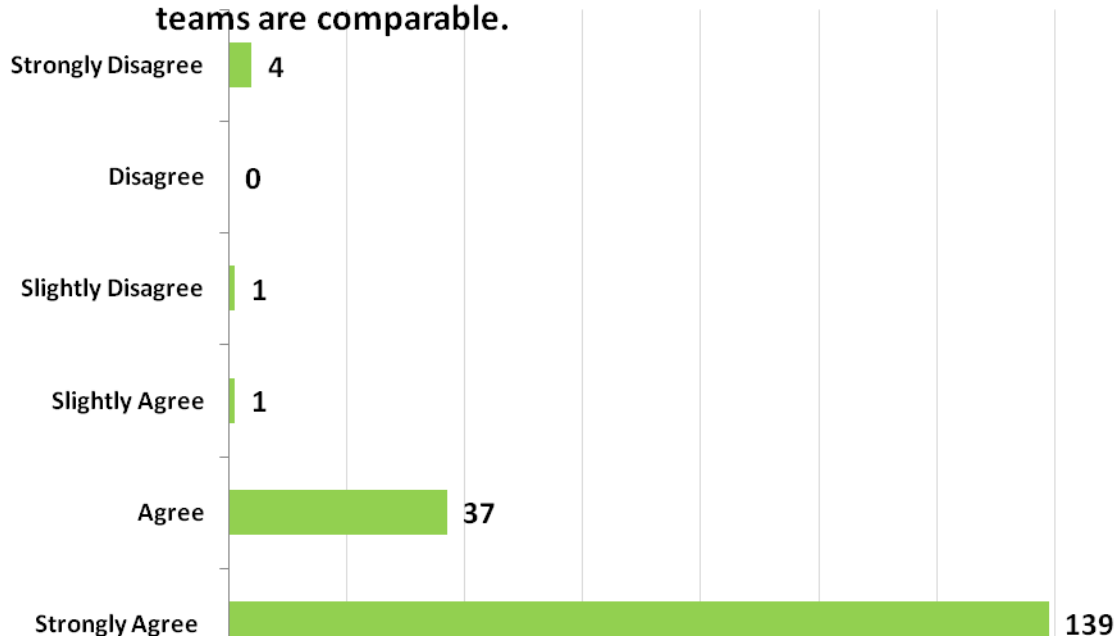


Likert Scale Responses

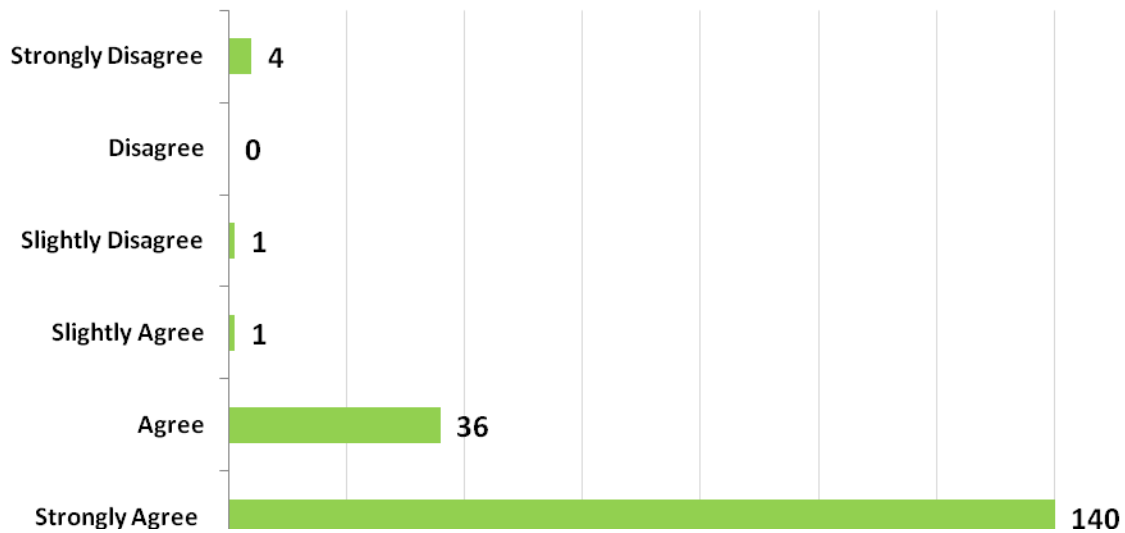
The girls' and boys' teams are provided comparable transportation, accommodations and meal allowances for athletic events.



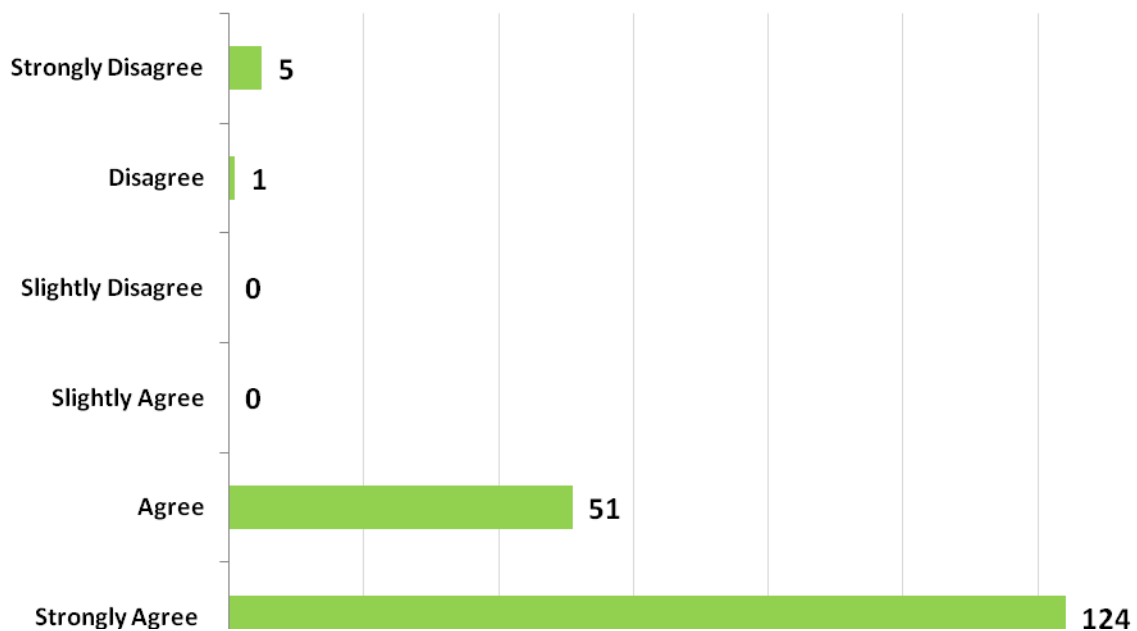
The quality, suitability, maintenance and replacement of equipment and supplies provided to both girls' and boys' teams are comparable.



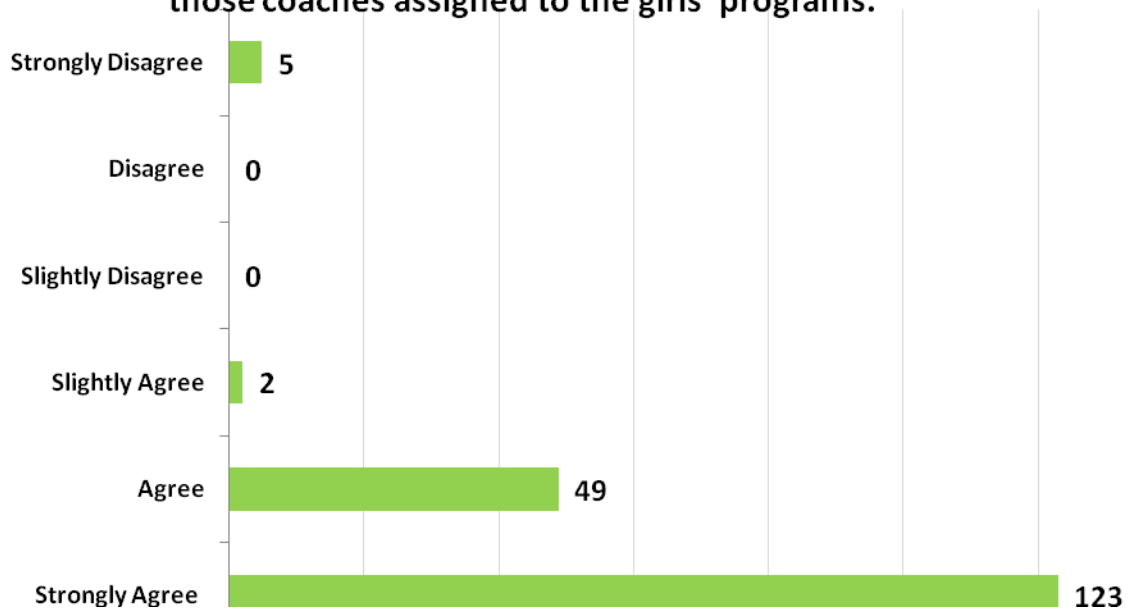
The opportunities for participation, practice and competition, scheduling, competition before spectators, home competitions or out-of-state contests are comparable between girls' and boys' teams.



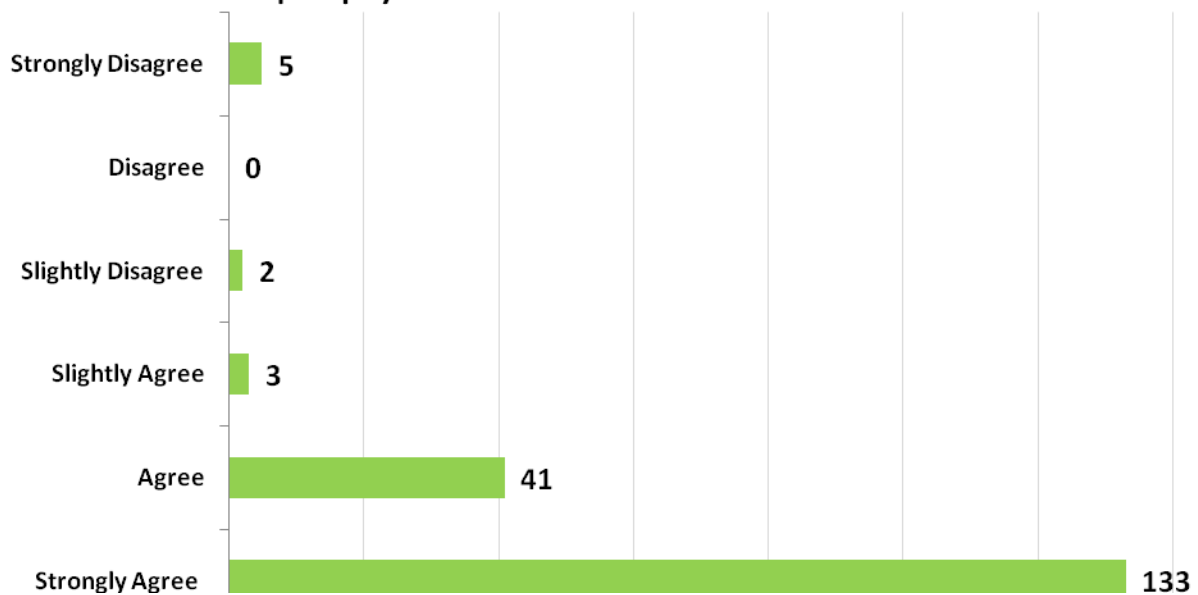
The opportunities to receive academic tutoring are comparable for girls' and boys' teams.



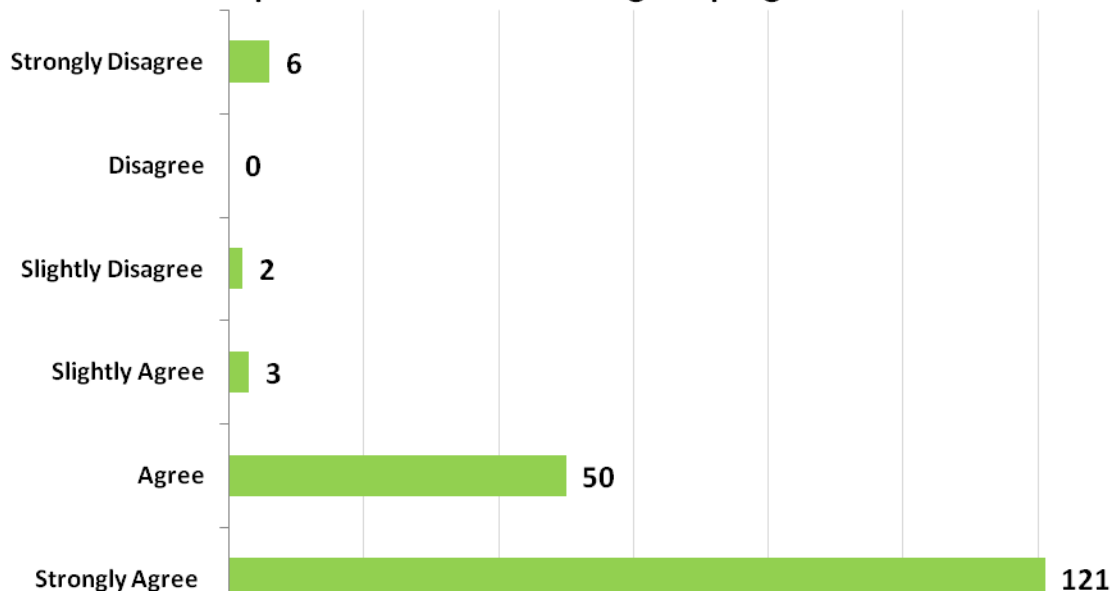
The training, experience and other professional qualifications of coaches assigned to the boys' programs are comparable to those coaches assigned to the girls' programs.



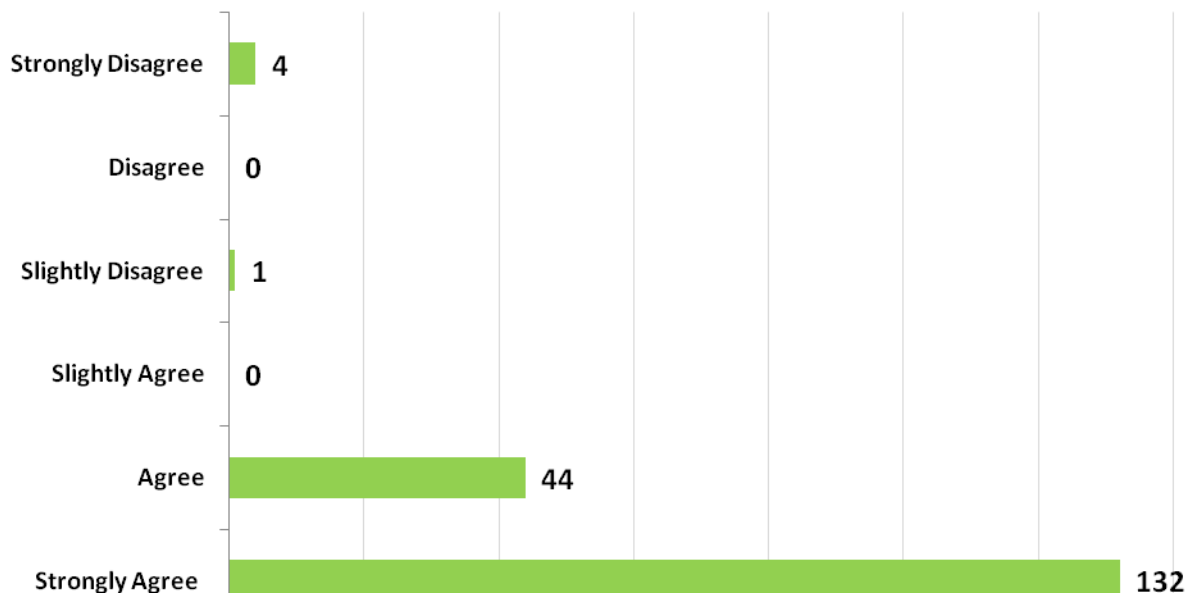
Assuming similar training, experience, other professional qualifications, coaches for boys and girls athletic team's receive equal pay and benefits.



The quality, maintenance and convenience of locker rooms, practice facilities and competitive facilities for boys' programs are comparable to those for the girls' programs.



The medical and training facilities and services for girls' and boys' sports are comparable?



The boys' and girls' teams are provided comparable promotion and publicity by the school and district.

