


High School Feedback Report



Dr. John D. Barge, State School Superintendent
"Making Education Work for All Georgians"
www.gadoe.org

Data is Power

Data Quality Campaign's Data is Power video.

https://www.youtube.com/watch?v=77UPUxB2b7o&feature=youtuve_gdata_player



Dr. John D. Barge, State School Superintendent
"Making Education Work for All Georgians"
www.gadoe.org

Overview

The HSFB Report allows Administrators to answer the following questions.

- What % of my high school graduates went to college in Georgia?
- What did the students major in?
- Did the students require remediation in college?



Dr. John D. Barge, State School Superintendent
"Making Education Work for All Georgians"
www.gadoe.org

Which colleges picked my students?



Dr. John D. Barge, State School Superintendent
"Making Education Work for All Georgians"
www.gadoe.org

Overview

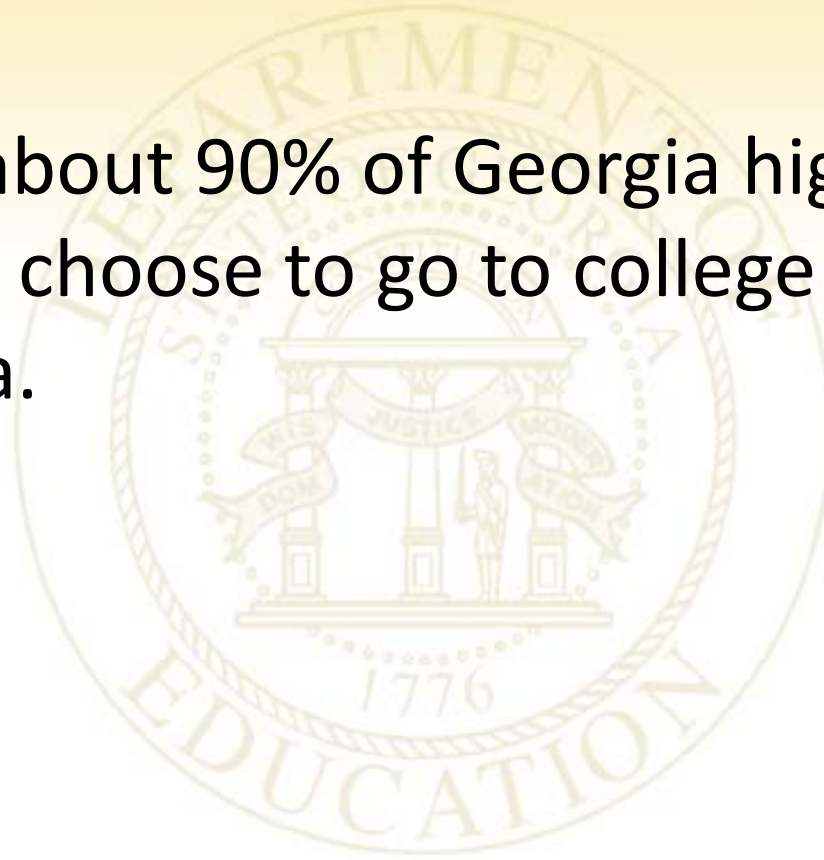
The report provides detailed information about the high school graduates enrolled in a Technical College System of Georgia (TCSG) or a University System of Georgia (USG) college or university.



Dr. John D. Barge, State School Superintendent
"Making Education Work for All Georgians"
www.gadoe.org

Overview

Typically about 90% of Georgia high school graduates choose to go to college in the state of Georgia.



Dr. John D. Barge, State School Superintendent
"Making Education Work for All Georgians"
www.gadoe.org

High School Feedback Report

The High School Feedback report landing page contains four charts.

1. High School Graduates
2. % of HS Graduates that Attended TCSG or USG
3. College Attendance by High School
4. College Remediation



Dr. John D. Barge, State School Superintendent
"Making Education Work for All Georgians"
www.gadoe.org

Accessing the Report

The initial release of the report is only available to the district level users that participated in the pilot. The pilot districts will be provided with an invitation code that will grant access to the reports.



Dr. John D. Barge, State School Superintendent
"Making Education Work for All Georgians"
www.gadoe.org

Accessing the Report

INVITATION CODE

The initial release of the High School Feedback report is only available to the users that are participating in the pilot. Each participating member will be provided with an invitation code that must be entered in order to access the reports. The invitation code is only required for the first time the user accesses the report. Users are not required to enter the invitation code each time he or she views the report.

Invitation Code:

[Submit Code](#) [Close](#)



Dr. John D. Barge, State School Superintendent
"Making Education Work for All Georgians"
www.gadoe.org

Accessing the Report

The High School Feedback report is located on the Historical tab of the District's SLDS dashboard.



The screenshot displays the Dundee School System dashboard. At the top, there is a blue header with the text "Dundee School System" and a background image of students. Below the header is a navigation bar with tabs for "SLDS", "IEP", "IIS Dashboard", and "Growth Model". Under the "SLDS" tab, there are sub-tabs for "Historical Dashboard" and "Operational Dashboard", with "Historical Dashboard" currently selected. To the right of these tabs is a "School:" dropdown menu set to "District". Below the navigation bar is a search and filter area with a "100%" dropdown, a search box, and "Find | Next" buttons. The main content area shows "District CRCT: Dundee District" and the date "Monday, December 17, 2012". A "More" link is visible in the bottom right corner of the content area. On the left side, a vertical menu lists "Enrollment", "Attendance", "Assessment", and "High School Feedback", with "High School Feedback" highlighted in green.



Dr. John D. Barge, State School Superintendent
"Making Education Work for All Georgians"
www.gadoe.org

Demo

<http://sldstrn.gadoe.org/sldsdemoweb/>

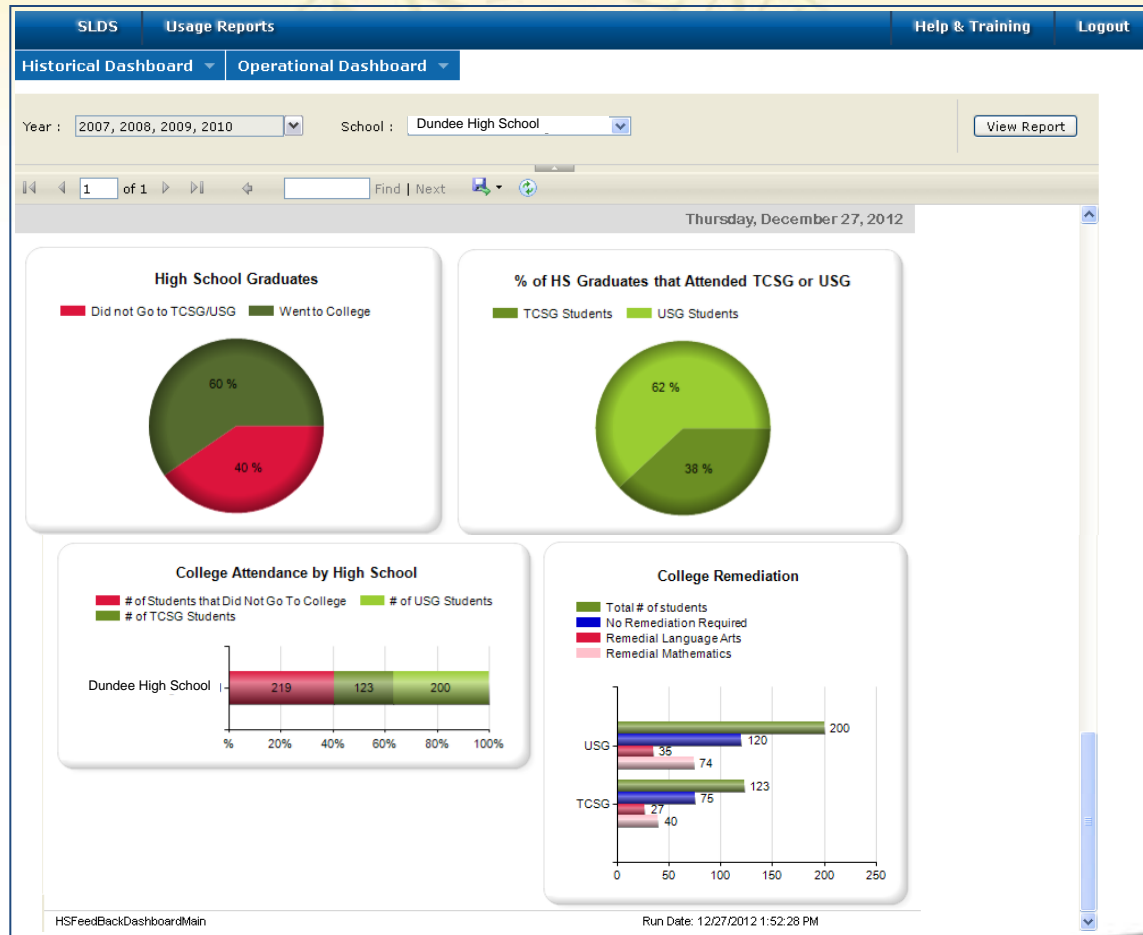


*The data in the demo site is obfuscated.



Dr. John D. Barge, State School Superintendent
"Making Education Work for All Georgians"
www.gadoe.org

High School Feedback Report Landing page



Dr. John D. Barge, State School Superintendent
"Making Education Work for All Georgians"
www.gadoe.org

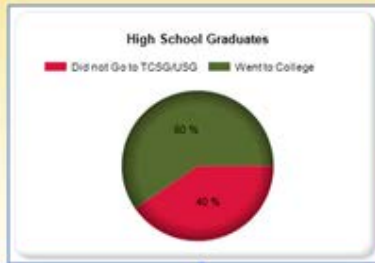
High School Graduates Chart

The High School Graduates chart displays the percentage of students that did not go to TCSG/USG and the percentage of students that went to TCSG/USG.



Dr. John D. Barge, State School Superintendent
"Making Education Work for All Georgians"
www.gadoe.org

High School Graduates Chart



Dundee School System

SLDS Usage Reports Help & Training Logout

Historical Dashboard Operational Dashboard

Year: 2007, 2008, 2009, 2010 School: Dundee High School View Report

Institution Category: All Institution Name: All

1 of 3 Find | Next

Document F High School Feedback Report: Thursday, December 27, 2012

High School Feedback **Total High School Graduates**

School Name	HS Graduation Year	Total HS Graduates going to TCSG	Total HS Graduates going to USG	K-12 Subgroup Categories						
				ELL	ESOL	ED	SWD	Gifted	Remedial	Migrant
Dundee High School	2008-2007	37 / 131	49 / 131			15 / 27	5 / 15	8 / 17	0 / 1	
	2007-2008	25 / 130	62 / 130	0 / 1	0 / 1	18 / 22	4 / 10	19 / 23	1 / 1	
	2008-2009	26 / 131	53 / 131	2 / 4	1 / 3	15 / 33	5 / 11	15 / 29		
	2009-2010	25 / 122	36 / 122			15 / 24	3 / 13	4 / 13		
Totals:		123 / 515	200 / 515	2 / 5	1 / 4	63 / 116	17 / 49	46 / 82	1 / 2	

HighSchoolFeedback-District Page 1 of 3 Run Date: 12/27/2012 3:52:53 PM



Dr. John D. Barge, State School Superintendent
"Making Education Work for All Georgians"
www.gadoe.org

High School Graduates Chart

The drill through report displays the number of high school graduates going to TCSG or USG by K12 subgroup category.



Dr. John D. Barge, State School Superintendent
"Making Education Work for All Georgians"
www.gadoe.org

High School Feedback Report

High School Feedback Report

Dundee County

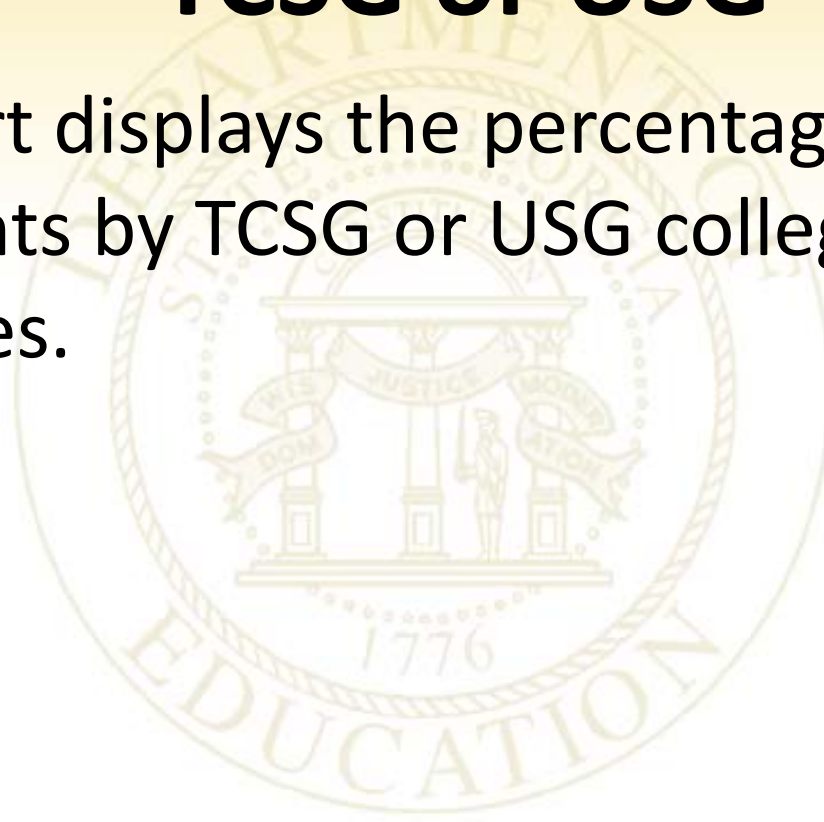
College Name	No of Students Enrolled	ELL	ESOL	ED	Gifted	Retained	Remedial	Migrant	SWD
Altamaha Technical College	<u>3</u>	3	3	3	3	1	3		3
Athens Technical College	<u>1</u>	1	1	1	1	1	1	1	1
Augusta Technical College	<u>1</u>	1	1	1	1	1	1		1
Central Georgia Technical College	<u>8</u>	8	8	8	8	7	8		8
Chattahoochee Technical College	<u>3</u>	3	3	3	3	3	3	2	3
Heart of Georgia Technical College	<u>1</u>	1	1	1	1		1		1
Middle Georgia Technical College	<u>2</u>	2	2	2	2	2	2	2	2
Ogeechee Technical College	<u>152</u>	152	152	152	152	102	152	63	152
Savannah Technical College	<u>910</u>	910	910	910	910	746	910	511	910
South Georgia Technical College	<u>1</u>	1	1	1	1		1		1
Southeastern Technical College	<u>1</u>	1	1	1	1		1		1
Valdosta Technical College	<u>1</u>	1	1	1	1	1	1	1	1



Dr. John D. Barge, State School Superintendent
"Making Education Work for All Georgians"
www.gadoe.org

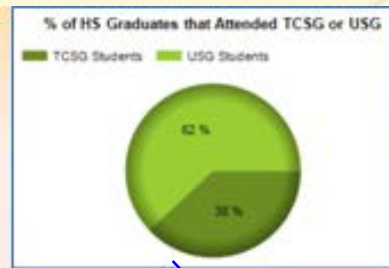
% of HS Graduates that Attended TCSG or USG

This report displays the percentage of enrollments by TCSG or USG colleges and universities.



Dr. John D. Barge, State School Superintendent
"Making Education Work for All Georgians"
www.gadoe.org

% of HS Graduates that Attended TCSG or USG



Historical Dashboard | Operational Dashboard

Year : 2007, 2008, 2009, 2010 | School : | View Report

Institution Category : All | Institution Name : All

1 of 2 | 100% | Find | Next

Document M

- HighSchool
- TCSG
- USG

High School Feedback Report: Thursday

High School Feedback **Total Students in TCSG**

College Name	HS Graduation Year	Total Students Enrolled	K-12 Subgroup Categories				
			ELL	ESOL	ED	SWD	Gifted
Chattahoochee Tech College - Marietta	2008	1	0	0	0	0	0
Chattahoochee Technical College	2008	1	0	0	0	0	0
	2010	1	0	0	0	0	0
Coosa Valley Technical College	2007	22	0	0	6	3	1
	2008	14	0	0	5	0	2
Georgia Northwestern Tech College	2007	19	0	0	4	1	0
	2008	25	0	0	6	2	5
	2009	25	0	0	6	2	2



Dr. John D. Barge, State School Superintendent
"Making Education Work for All Georgians"
www.gadoe.org

% of HS Graduates that Attended TCSG or USG

The drill through report displays the total number of students enrolled in TCSG or USG college or university by year.



Dr. John D. Barge, State School Superintendent
"Making Education Work for All Georgians"
www.gadoe.org

% of HS Graduates that Attended TCSG or USG

Year : 2007, 2008, 2009, 2010

School : ALL

View Report

Institution Category : All

Institution Name : All

1 of 1

100%

Find | Next



High School Feedback Report: Dundee District

Monday, Jun

High School Feedback Total Students in USG

K-12 Subgroup Categories

UniversityName	HS Graduation Year	Total Students Enrolled	ELL	ESOL	ED	SWD	Gifted	Remedial
Abraham Baldwin Agricultural College	2007	4	0	0	0	1	1	1
	2008	4	0	0	0	0	0	0
	2009	5	0	0	1	0	0	1
	2010	4	0	0	0	0	1	0
Albany State University	2007	2	0	0	1	0	1	0
	2008	1	0	0	0	0	0	0
	2009	1	0	0	0	0	0	0
	2010	3	0	0	3	0	0	0



Dr. John D. Barge, State School Superintendent
"Making Education Work for All Georgians"
www.gadoe.org

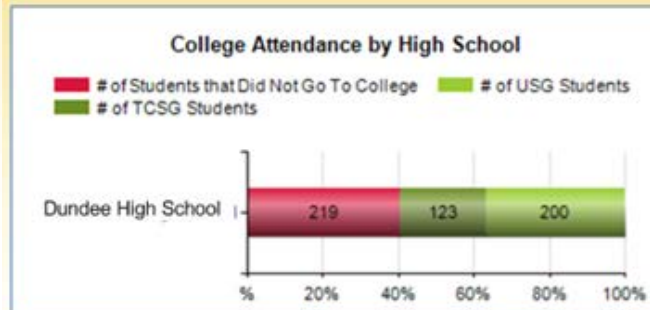
College Attendance by High School

This report displays the number of TCSG Students, USG Students and the students that did not go to TCSG or USG.



Dr. John D. Barge, State School Superintendent
"Making Education Work for All Georgians"
www.gadoe.org

College Attendance by High School



Year: 2007, 2008, 2009, 2010 School Code: Dundee High School

1 of 2 100% Find | Next

Welcome Dundee High School Thursday, December 27, 2012

Technical College System of Georgia

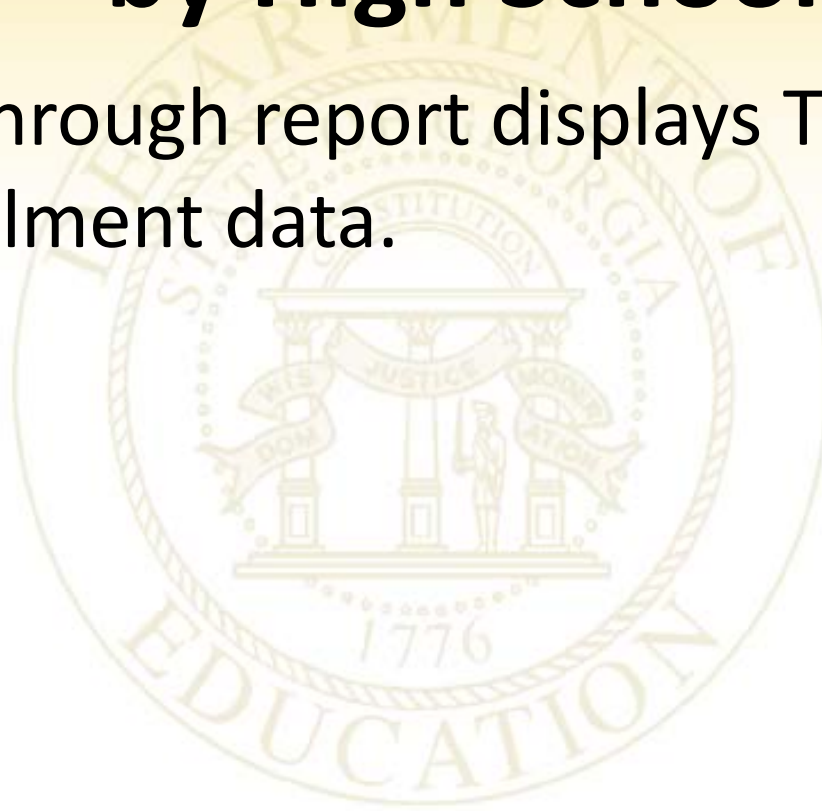
College Name	HS Graduation Year	# Of Students	Average GPA	SAT
		145 / 516		
Chattahoochee Tech College - Marietta	2007-2008	1	2.00	
Chattahoochee Technical College	2007-2008	1	3.79	
	2009-2010	1	3.00	
Coosa Valley Technical College	2006-2007	27	2.81	1010
	2007-2008	14	2.46	
Georgia Northwestern Tech College	2006-2007	19	3.11	
	2007-2008	25	2.82	
	2008-2009	26	2.95	1070
	2009-2010	24	3.05	



Dr. John D. Barge, State School Superintendent
 "Making Education Work for All Georgians"
www.gadoe.org

College Attendance by High School

The drill through report displays TCSG and USG enrollment data.



Dr. John D. Barge, State School Superintendent
"Making Education Work for All Georgians"
www.gadoe.org

College Attendance by High School

Ogeechee Technical Collegex

Student Name	High School Grad Year	Program Area	Enrollment Term & Year	HS Dual Enrolled	HS Joint Enrolled	Term GPA	Cumulative GPA	Hours Earned	Remediation	HOPE Grant	No of Transfers to 2 yr college	No of Transfers to 4 yr college
Adam, Stanley	2011	Networking Specialist	Fall Semester 2011	N	N	2.57	2.80	10	Y	Y	0	0
Autry, Yvonne	2008	Health Care Assistant	Fall Semester 2011	N	N	1.82	1.82	13	N	Y	2	0
Avent, Andy	2011	Health Care Assistant	Fall Semester 2011	N	N	4.00	4.00	13	N	Y	0	0
Avery, Mandy	2009	Veterinary Technology	Spring quarter 2010	N	N	2.38	2.00	13	Y	N	0	0
Avila, Bonita	2007	Pharmacy Technology	Fall Quarter 2007	N	N	2.38	2.40	13	N	Y	0	0
		Imaging Science Services Assistant	Fall Quarter 2007	N	N	2.88	2.90	16	N	Y	0	0
Avila, Faye	2008	Cosmetology	Spring Quarter 2009	N	N	0.00	0.03	13	N	Y	0	0
Ayers, Vicky	2009	Marketing Management	Fall quarter 2009	N	N	1.23	1.23	13	N	Y	0	0



Dr. John D. Barge, State School Superintendent
"Making Education Work for All Georgians"
www.gadoe.org

College Remediation

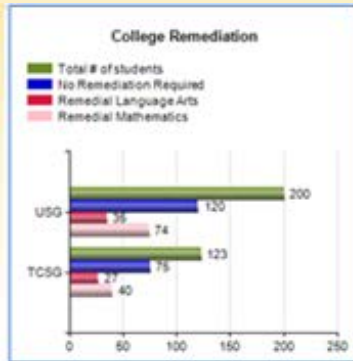
This report displays the total number of students, the number of students that did not require remediation and the number of students that did require remediation.

The drill through report displays the total number of students by college or university.



Dr. John D. Barge, State School Superintendent
"Making Education Work for All Georgians"
www.gadoe.org

College Remediation



Year: 2007, 2008, 2009, 2010 School Code: _____

1 of 2 100% Find | Next

Welcome Thursday, December 27, 2012

College Name	HS Graduation Year	# of Students Enrolled	Remediation	
			Mathematics	Language
Technical College System Of Georgia (TCSG)				
Chattahoochee Tech College - Marietta	2007-2008	1	0/1	0/1
Chattahoochee Technical College	2007-2008	1	0/1	0/1
	2009-2010	1	0/1	0/1
Coosa Valley Technical College	2006-2007	27	3/27	2/27
	2007-2008	14	3/14	0/14
Georgia Northwestern Tech College	2006-2007	19	3/19	2/19
	2007-2008	25	5/25	3/25
	2008-2009	26	14/26	10/26
	2009-2010	24	11/24	11/24
Georgia Piedmont Technical College	2007-2008	1	0/1	0/1



Dr. John D. Barge, State School Superintendent
"Making Education Work for All Georgians"
www.gadoe.org

Recap

The HSFB report displays the number of high school graduates enrolled in TCSG and USG by

- High School
- K-12 Subgroup
- TCSG and USG Program Area
- TCSG and USG Enrollment Term & Year
- HS Dual Enrolled (Drillable to the list of courses)
- HS Joint Enrolled (Drillable to the list of courses)



Recap

- TCSG and USG Term GPA
- TCSG and USG Cumulative GPA
- TCSG and USG Hours
- TCSG and USG Remediation
- TCSG and USG HOPE Grant
- Number of Transfers to 2 year college
- Number of Transfers to 4 year college



Which colleges picked my students?



Dr. John D. Barge, State School Superintendent
"Making Education Work for All Georgians"
www.gadoe.org

We have some great choices in GA.



Dr. John D. Ba
"Making Educ
www.gadoe.o

endent
15"