

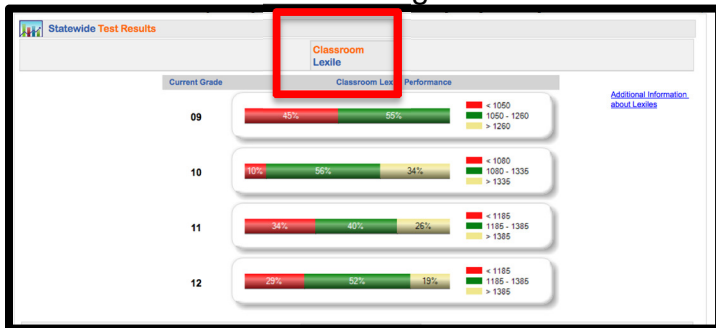
# SLDS in Five Steps or Less

## Accessing Lexile Reports in SLDS

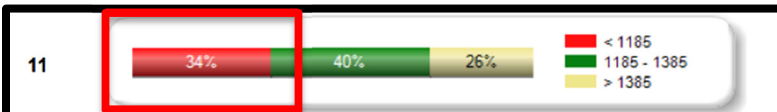
1. Sign into SLDS to open your dashboard.



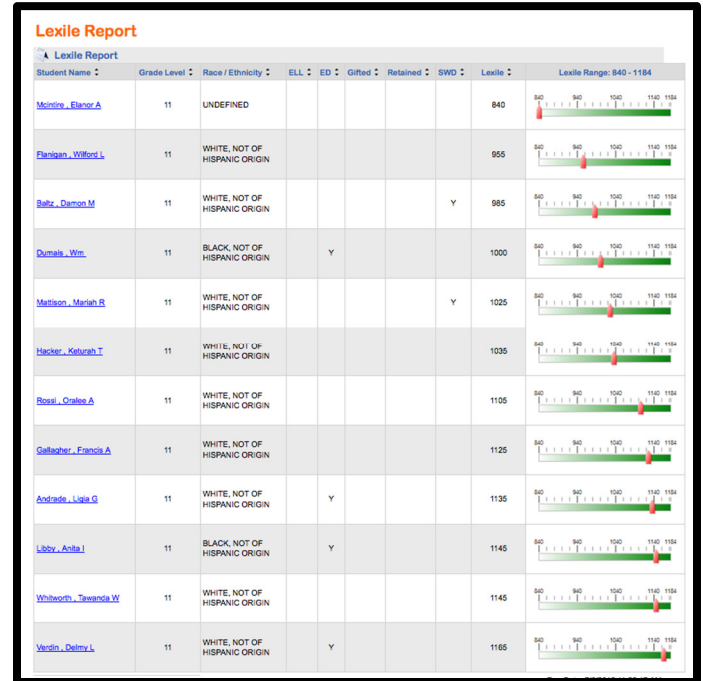
2. Scroll down to the Lexile area (available to Grade 4 to Grade 12 teachers).
3. Click on an available grade level and Lexile



grade level, gold = above grade level).



4. The report generated will reflect the grade level and Lexile level clicked on. Note that Lexiles are presented in ascending order by score.



Student Name	Grade Level	Race / Ethnicity	ELL	ED	Gifted	Retained	SWD	Lexile
Montre, Eleanor A	11	UNDEFINED						840
Pandian, Wilfred L	11	WHITE, NOT OF HISPANIC ORIGIN						955
Baby, Damon M	11	WHITE, NOT OF HISPANIC ORIGIN				Y		985
Dumas, Win	11	BLACK, NOT OF HISPANIC ORIGIN		Y				1000
Mattson, Mariah R	11	WHITE, NOT OF HISPANIC ORIGIN				Y		1025
Hacker, Kathryn T	11	WHITE, NOT OF HISPANIC ORIGIN						1035
Bossil, Crystal A	11	WHITE, NOT OF HISPANIC ORIGIN						1105
Gallagher, Francis A	11	WHITE, NOT OF HISPANIC ORIGIN						1125
Andrade, Liza G	11	WHITE, NOT OF HISPANIC ORIGIN		Y				1135
Libby, Anita I	11	BLACK, NOT OF HISPANIC ORIGIN		Y				1145
Whitford, Tawanda W	11	WHITE, NOT OF HISPANIC ORIGIN						1145
Verdin, Delmy L	11	WHITE, NOT OF HISPANIC ORIGIN				Y		1165

5. The Lexile information can be sorted by student name, demographics or Lexile level by clicking on the up/down arrows next to each category.

