

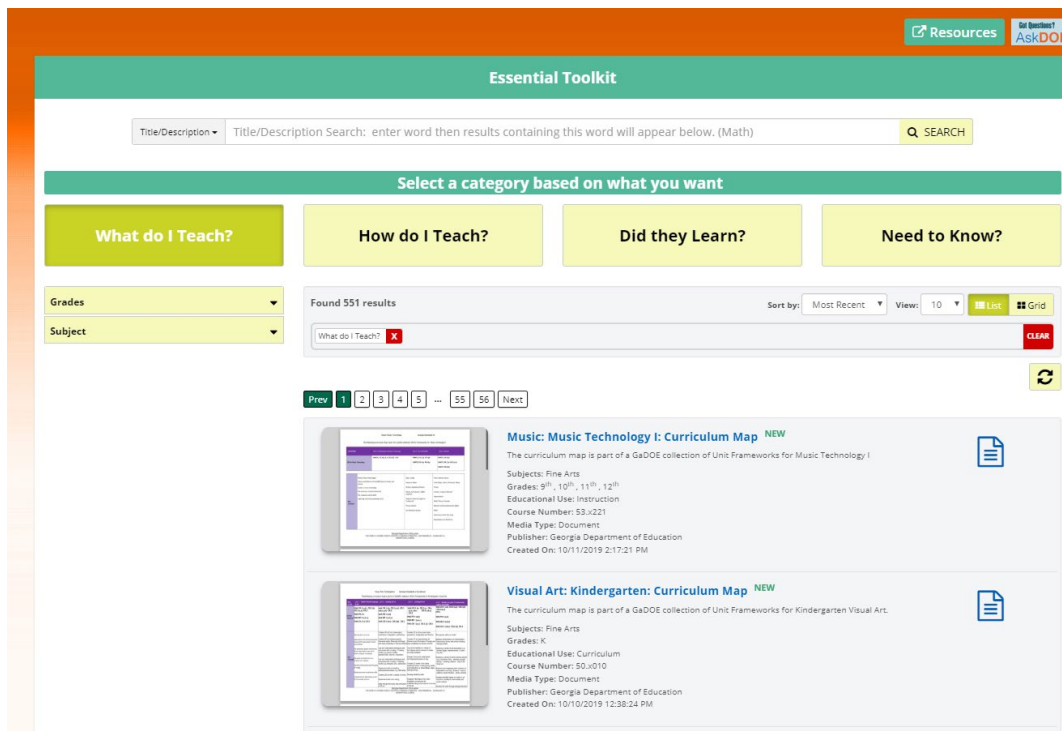
# Public TRL Quick Start Guide

## Accessing TRL Public and the Essential Toolkit

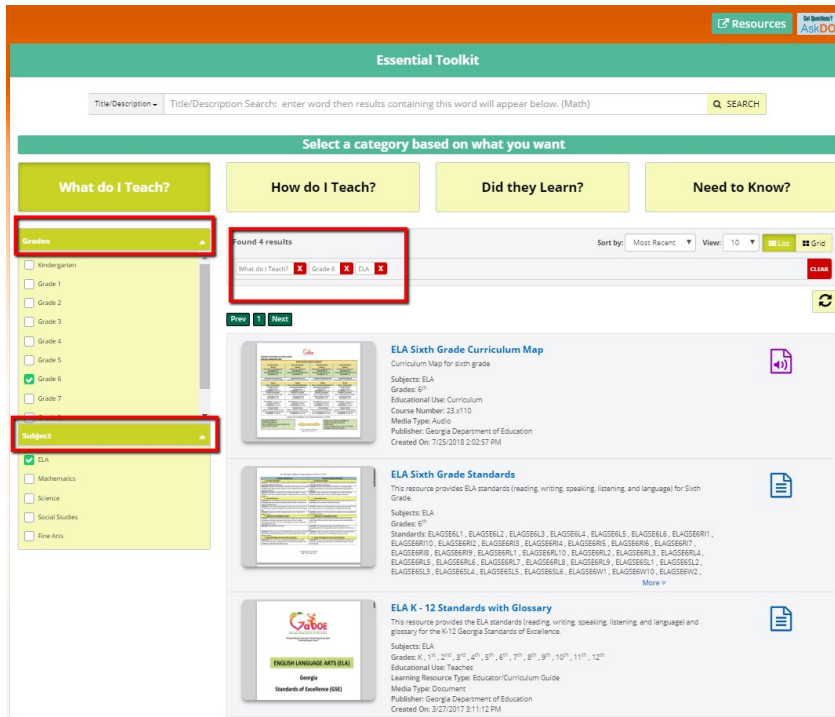
1. Access Georgia Standards at <https://www.georgiastandards.org/Pages/Default.aspx>
2. From the "Announcements" box click on **"\*NEW\* TRL Public Now Available:"** hyperlink.
3. Or click on the Banner message **"Access the GaDOE Essential Toolkit"**.
4. **Educators** in public K-12 districts and schools may access the additional proprietary content through SLDS accessible through the district student information system.



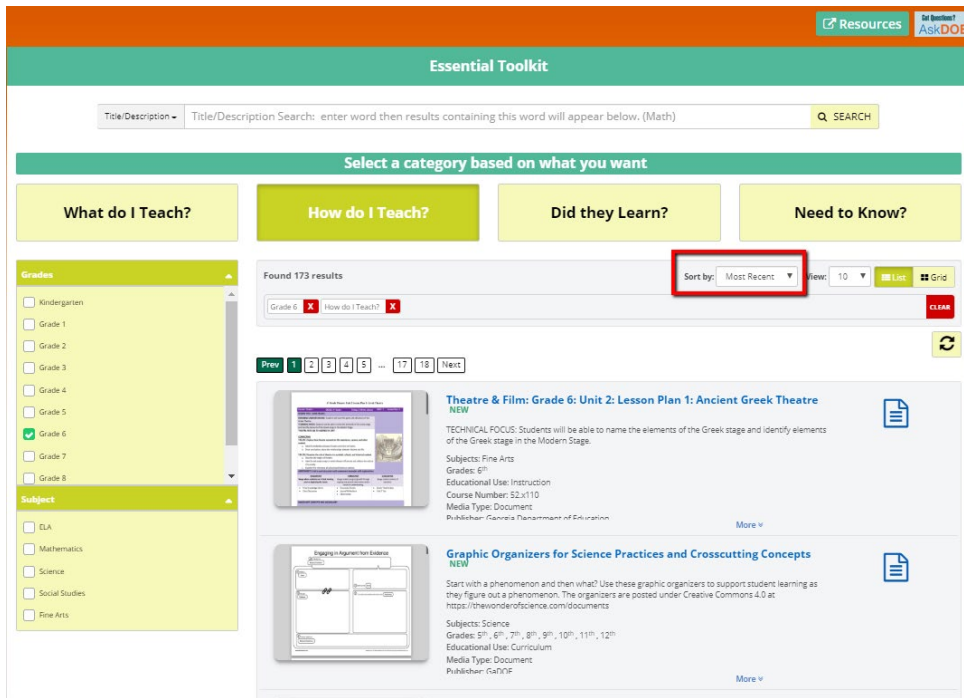
This is the **TRL Public Essential Toolkit** landing page. The essential toolkit contains resources for instructional guidance. These resources are sorted into 4 categories. The default setting provides resources linked to the *"What do I Teach"* category.



These results can be filtered by grade and subject.

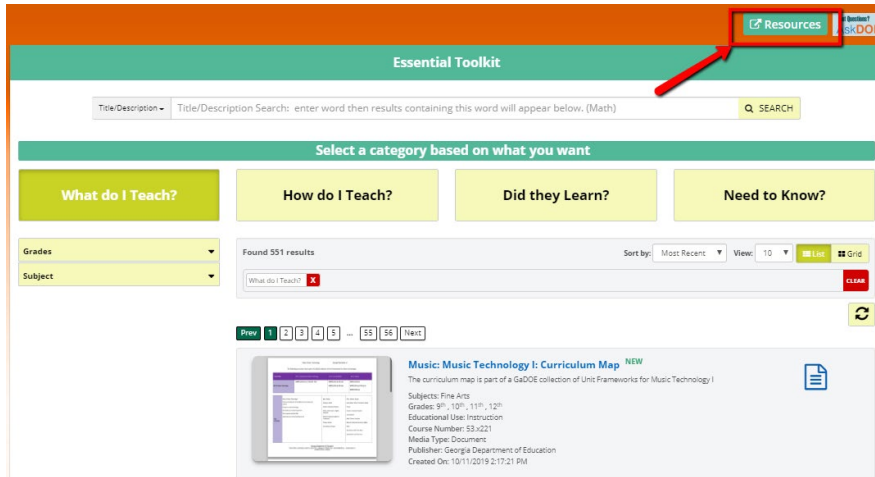


To change categories or filter options, click the **X** icon next to any of the filters applied. Search results are displayed based on “Sort by: Most Recent”. This field can also be changed by clicking on the down arrow and choosing a new “Sort by” option.

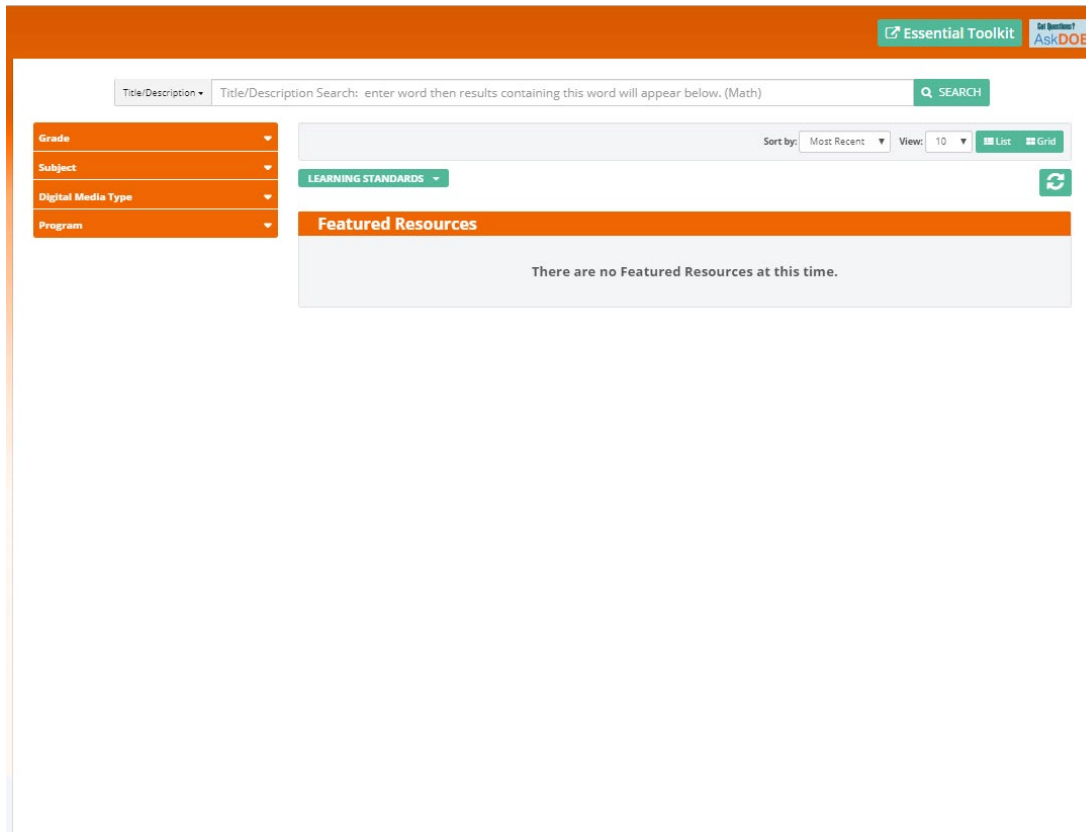


Click on the resource title in **blue** to view the resource.


TRL Public Resources also contains access to over 25,000 supplemental resources. To access these supplemental resources, click on “Resources” in the top right corner.

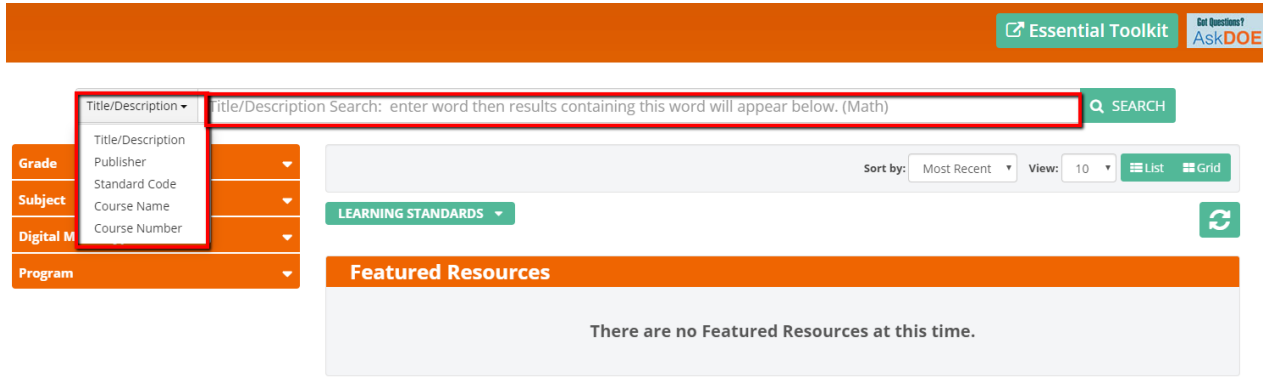


This is the landing page for TRL Public Supplemental Resources.



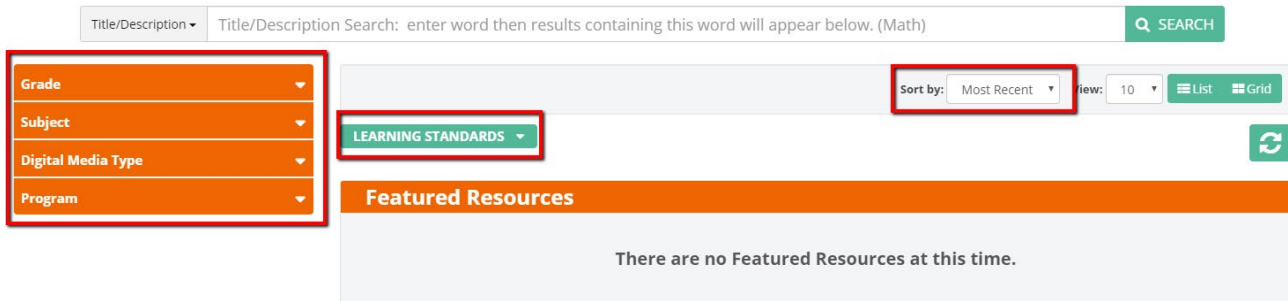
A search can be performed, via the Search field, using one of five criteria. Select a search criterion, enter text into the Search field, click on the **Search** button.

 Predictive text is available in the **Search** field for each criterion except **Title/Description**.

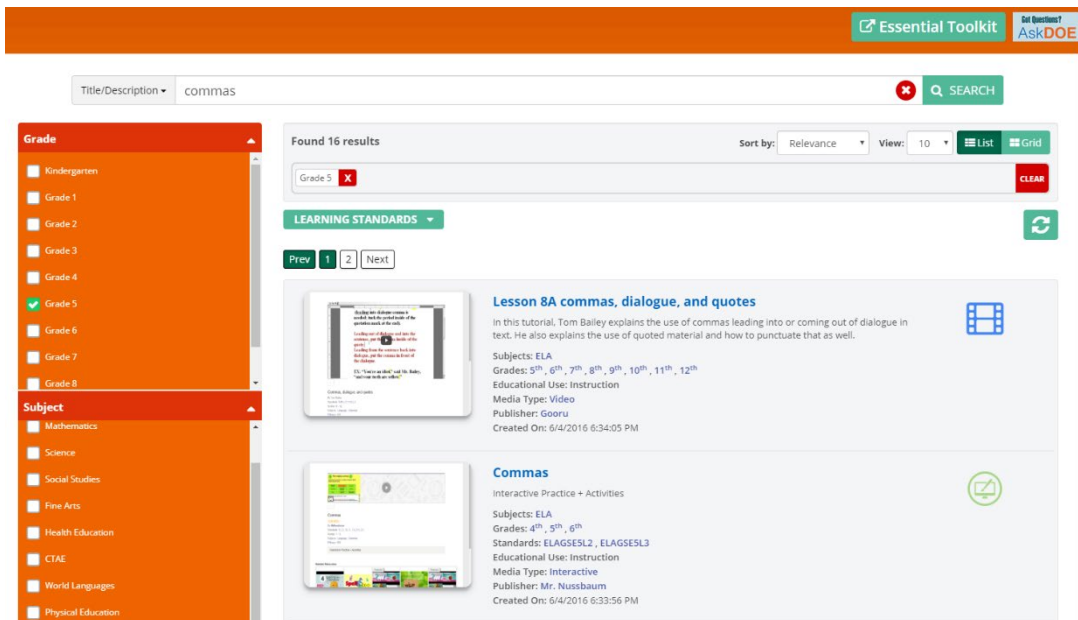


This screenshot shows the top navigation bar with the 'Essential Toolkit' and 'AskDOE' logos. Below it is a search bar with a dropdown menu for search criteria. The 'Title/Description' option is selected and highlighted with a red box. The search text in the field is 'Title/Description Search: enter word then results containing this word will appear below. (Math)'. To the right of the search bar are options for 'Sort by: Most Recent', 'View: 10', and buttons for 'List' and 'Grid'. Below the search bar is a 'LEARNING STANDARDS' dropdown and a 'Featured Resources' section which currently displays 'There are no Featured Resources at this time.'

A variety of filters are available to further define the search.



This screenshot shows the search interface with several filter menus highlighted with red boxes. On the left, the 'Grade', 'Subject', 'Digital Media Type', and 'Program' filters are listed. The 'LEARNING STANDARDS' dropdown is also highlighted. The search bar contains the same text as the previous screenshot. The 'Sort by' dropdown is set to 'Most Recent', and the 'View' is set to '10'. The 'Featured Resources' section remains empty.



This screenshot shows the search results page for the query 'commas'. The search bar contains 'commas' and the results are sorted by 'Relevance'. The 'Grade' filter is set to 'Grade 5'. The results section shows two items:

- Lesson 8A commas, dialogue, and quotes**: A video resource by Gooru explaining the use of commas and quoted material. Subjects: ELA. Grades: 5<sup>th</sup>, 6<sup>th</sup>, 7<sup>th</sup>, 8<sup>th</sup>, 9<sup>th</sup>, 10<sup>th</sup>, 11<sup>th</sup>, 12<sup>th</sup>. Educational Use: Instruction. Media Type: Video. Publisher: Gooru. Created On: 6/4/2016 6:34:05 PM.
- Commas**: An interactive practice resource by Mr. Nussbaum. Subjects: ELA. Grades: 4<sup>th</sup>, 5<sup>th</sup>, 6<sup>th</sup>. Standards: ELAGSE5L2, ELAGSE5L3. Educational Use: Instruction. Media Type: Interactive. Publisher: Mr. Nussbaum. Created On: 6/4/2016 6:33:56 PM.


The left sidebar shows the 'Grade' filter with 'Grade 5' selected and the 'Subject' filter with 'Mathematics' selected.

Each resource comes complete with metadata to provide detail. Links are embedded, enabling access to other pertinent content. Metadata is not visible using

Found 80 results Sort by: Relevance View: 10 [List](#) [Grid](#)

**LEARNING STANDARDS**

Prev 1 2 3 4 5 6 7 8 Next




### ELA Grade 5 Curriculum Map

Map of Standards for 5th Grade


Subjects: ELA  
Grades: 5<sup>th</sup>

Standards: ELAGSE5L1, ELAGSE5L2, ELAGSE5L3, ELAGSE5L4, ELAGSE5L5, ELAGSE5L6, ELAGSE5RF1, ELAGSE5RF2, ELAGSE5RF3, ELAGSE5RF4, ELAGSE5RI1, ELAGSE5RI10, ELAGSE5RI2, ELAGSE5RI3, ELAGSE5RI4, ELAGSE5RI5, ELAGSE5RI6, ELAGSE5RI7, ELAGSE5RI8, ELAGSE5RI9, ELAGSE5RL1, ELAGSE5RL10, ELAGSE5RL2, ELAGSE5RL3, ELAGSE5RL4, ELAGSE5RL5, ELAGSE5RL6, ELAGSE5RL7, ELAGSE5RL8, ELAGSE5RL9, ELAGSE5SL1, ELAGSE5SL2, ELAGSE5SL3, ELAGSE5SL4, ELAGSE5SL5, ELAGSE5SL6

[More](#)



---



### ESL Millionaire Game

This game gives students a review over a variety of ELA standards. The first half of the game focuses mainly on verb usage. After the first several questions the questions become sporadic in content covered.

Subjects: ELA  
Grades: 3<sup>rd</sup>

Standards: ELAGSE3L1  
Alignment Type: Teaches  
Learning Resource Type: Self-Assessment  
Course Number: 23.x040

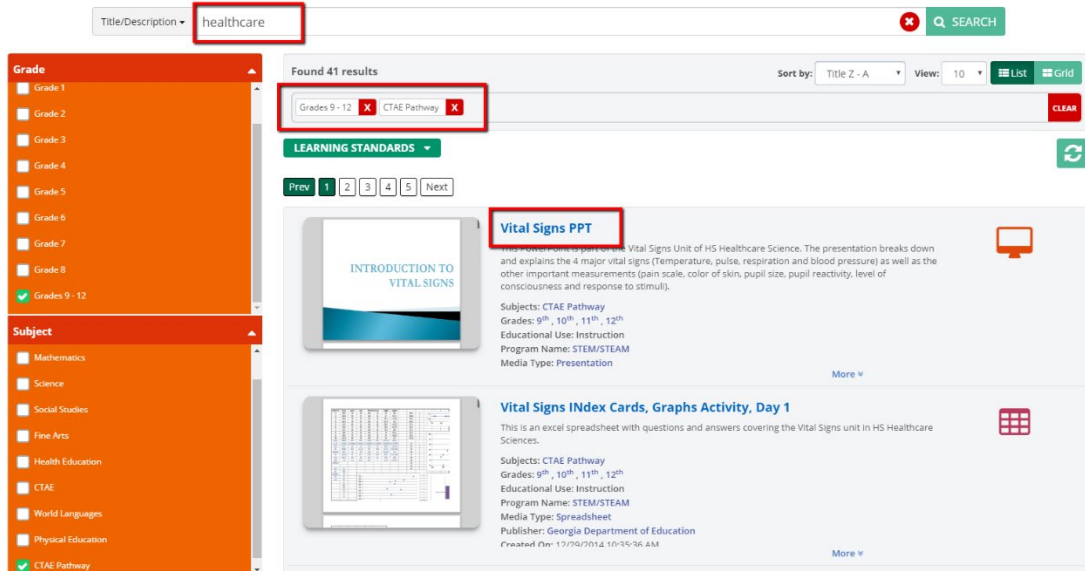
[More](#)

the **Grid** view.

Resource type is indicated by an icon.

					
Lesson Plan	Webpage	Document	Video	Audio	Interactive
					
Image	Presentation	Instructional Module	Spreadsheet	Mobile Device App	

Filters can be applied to further define the results. The page will automatically refresh as a filter is checked. Filter options are located on the left side menu. Click on the resource link to open the resource. The resource will display under a new tab.

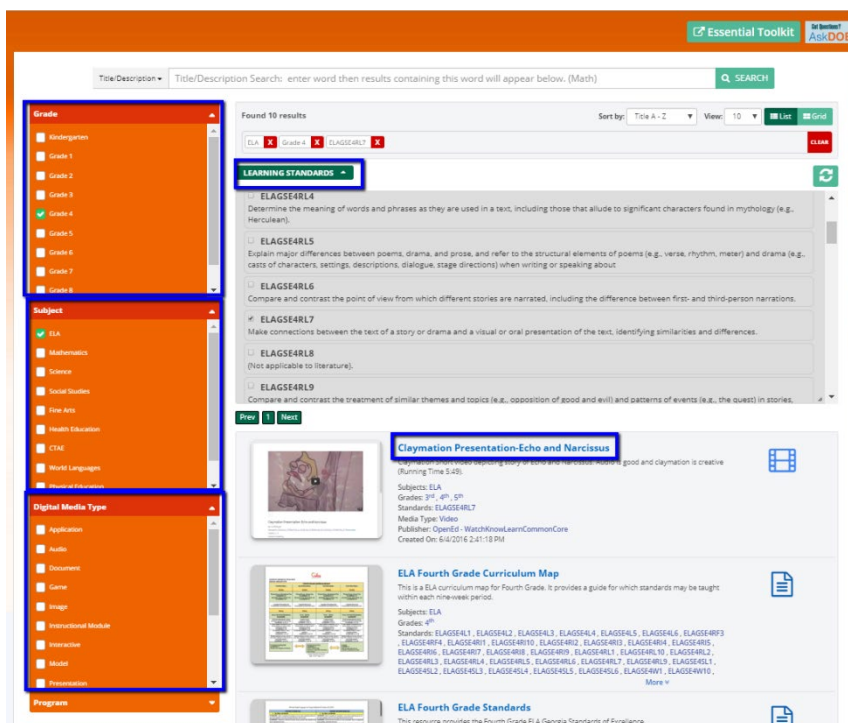


Learning standards can be viewed by selecting a course.

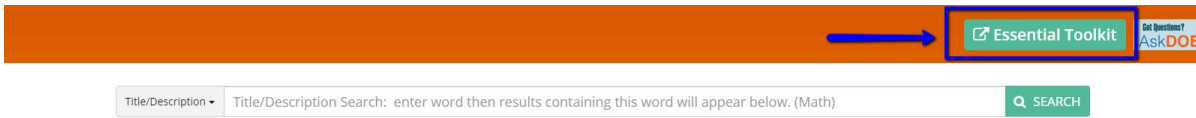


A **Grade** and **Subject** need to be chosen before course selection is available.

The standards for the course selected are displayed. Placing a check in the box beside a standard will display similarly tagged standards.



To return to the Essential Toolkit, click on the “Essential Toolkit” button on the top right.



Please contact “ASK DOE” if you need assistance by using the “Ask DOE” icon in the top right corner.

