


Georgia's Charter Schools 2018-2019 and 2019-2020

**The Georgia Department of Education's District Flexibility
and Charter Schools Division's 2019 Annual Report
submitted on behalf of the State Board of Education to the
Georgia General Assembly**



December 31, 2019





Georgia General Assembly
State Capitol Building
Atlanta, GA 30334

December 31, 2019

Dear Members of the Georgia General Assembly,

Georgia law requires all charter schools to submit an annual report to the Department of Education each year and the State Board of Education to report to the General Assembly each year on the status of the charter program [see O.C.G.A. § 20-2-2067.1(c) and § 20-2- 2070].

To facilitate the meeting of these requirements, the Georgia Department of Education's District Flexibility and Charter Schools Division each year conducts an Annual Report process for charter schools. The Department then compiles the Annual Report data along with academic assessment data and prepares and conveys to the General Assembly this report on behalf of the State Board of Education. The 2019 Charter Schools Annual Report is before you now.

Thank you for your ongoing dedication and hard work in helping to strengthen Georgia's public education system.

Sincerely,

Kevin Boyd, Chair
District Flexibility and Charter Schools Committee
State Board of Education

Table of Contents

Charter Schools in Georgia	4
Distribution of Students Attending Charter Schools in Georgia	8
Georgia Charter School Enrollment	10
Georgia Charter Schools Contract Performance Targets	11
Georgia Charter School CCRPI Scores	12
Additional Georgia Charter School Performance Information	14
Georgia Charter Schools by Authorizer	15
Acknowledgments	47

Charter Schools in Georgia

Georgia's first charter school law was passed in 1993. It allowed for the creation of conversion charter schools only. Conversion charter schools are charter schools that existed as a local school prior to becoming a charter school. The first three conversion charter schools were approved in 1995. The charter school law was expanded in 1998, allowing for both locally-approved, a charter school that did not exist as a local school prior to becoming a charter school, and state chartered special schools, a school whose creation is authorized pursuant to Article VIII, Section V, Paragraph VII of the Georgia Constitution. Oglethorpe Charter School was the first locally approved start-up charter school. It opened in the Savannah-Chatham County School System and is still operating today. In 2001, the first two state chartered special schools opened, Charter Conservatory for Liberal Arts and Technology (CCAT) – now Statesboro STEM Academy and Odyssey School, which added Georgia's first virtual school -- the Georgia Cyber Academy – as a program in 2007. In 2008, the charter law was changed to establish the Georgia Charter Schools Commission, with the first Commission schools opening in 2009. In 2012 a constitutional amendment was approved by Georgia voters to allow for a new State Charter Schools Commission (SCSC). A state charter school is a school that is authorized by the commission pursuant to Article 31A in the Official Code of Georgia whose creation was authorized pursuant to Article VIII, Section V, Paragraph VII of the Georgia Constitution. In 2010, the General Assembly established the "Building Resourceful Individuals to Develop Georgia's Economy Act", within this act college and career academies were established. In 2016 a college and career academy was defined as a specialized school established as a charter school or pursuant to a contract for a strategic waivers school system or charter system, which formalizes a partnership that demonstrates a collaboration between business, industry, and community stakeholders to advance work force development between one or more local boards of education, a private individual, a private organization, or a state or local public entity in cooperation with one or more postsecondary institutions.

2019-20 Charter Schools

There are 110 charter schools in Georgia for the 2019-20 school year. There are 7 conversion charter schools, including 2 that are college and career academies. There are 71 locally approved start-up charter schools, including 19 that are college and career academies. Finally, there are 22 state charter schools, which are authorized by the State Charter Schools Commission.

Georgia Charter Schools, 2019-20			
<i>Key: C=Conversion, S=Locally approved Start-up, SCS=State Charter School</i>			
<i>(CCA)= College and Career Academy</i>			
Sorted by Type and School Name			
#	Charter School	County / District Served	Charter Type
1	Centennial Academy	APS	C
2	Chamblee Charter High School	DeKalb	C
3	Clubview Elementary School	Muscogee	C
4	George Walton Comprehensive High School	Cobb	C
5	Peachtree Charter Middle School	DeKalb	C
6	7 Pillars Career Academy	Clayton	S
7	Amana Academy	Fulton	S
8	Atlanta Classical Academy	APS	S
9	Atlanta Neighborhood Charter School (ES)	APS	S
10	Atlanta Neighborhood Charter School (MS)	APS	S
11	Berrien Academy Performance Learning Center	Berrien	S
12	Bishop Hall Charter School	Thomas	S
13	Brighten Academy	Douglas	S
14	Charles R. Drew Charter School (ES)	APS	S
15	Charles R. Drew Charter School (JA/SA)	APS	S
16	Chattahoochee Hills Charter	Fulton	S

Georgia Charter Schools, 2019-20

Key: C=Conversion, S=Locally approved Start-up, SCS=State Charter School

(CCA)= College and Career Academy

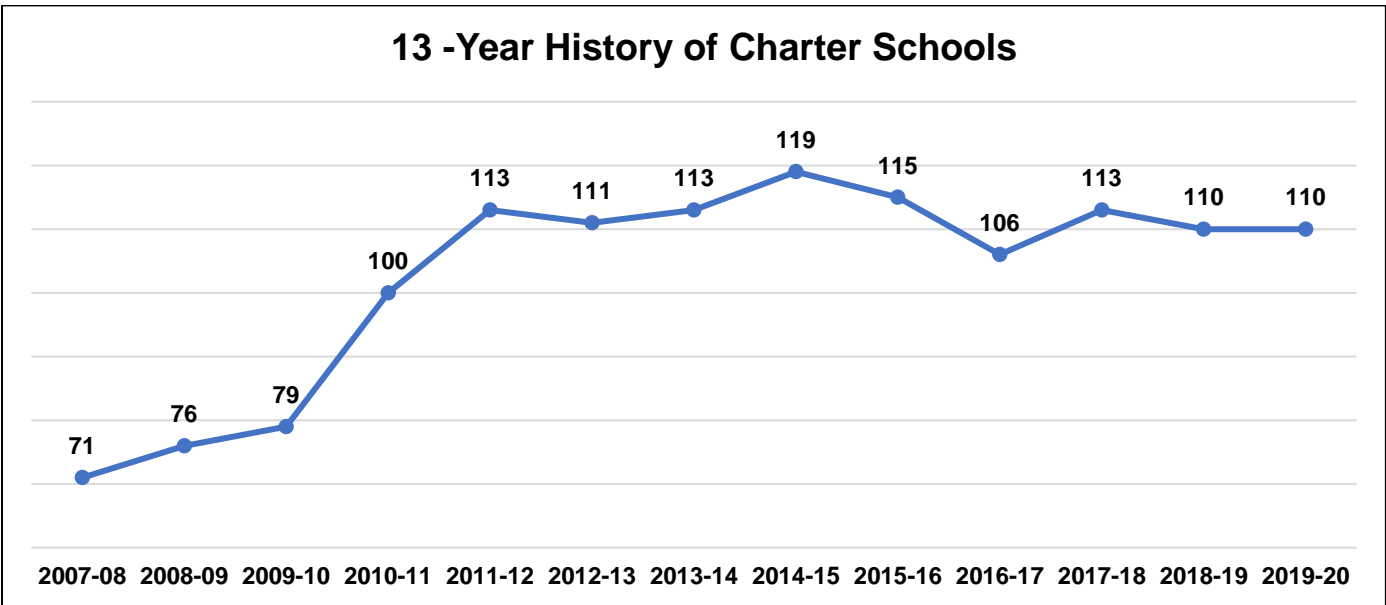
Sorted by Type and School Name

17	Coastal Empire Montessori	Chatham	S
18	DeKalb Academy of Technology & the Environment (D.A.T.E.)	DeKalb	S
19	DeKalb PATH Academy	DeKalb	S
20	DeKalb Preparatory Academy	DeKalb	S
21	Fulton Academy of Science and Technology (FAST)	Fulton	S
22	Furlow Charter School	Sumter	S
23	Hapeville Charter Middle School	Fulton	S
24	Hapeville Charter High School	Fulton	S
25	International Community School	DeKalb	S
26	Kennesaw Charter Science and Math Academy	Cobb	S
27	KIPP Atlanta Collegiate	APS	S
28	KIPP Soul Primary	APS	S
29	KIPP South Fulton Academy	Fulton	S
30	KIPP STRIVE Academy	APS	S
31	KIPP Strive Primary	APS	S
32	KIPP Vision	APS	S
33	KIPP Vision - Primary	APS	S
34	KIPP WAYS	APS	S
35	KIPP WAYS - Primary	APS	S
36	Lake Oconee Academy	Greene	S
37	Leadership Preparatory Academy	DeKalb	S
38	New Life Academy of Excellence	Gwinnett	S
39	North Metro Academy for Performing Arts	Gwinnett	S
40	Oglethorpe Charter School	Chatham	S
41	Rise College Prep School	Fulton	S
42	Rise Grammar School	Fulton	S
43	Savannah Classical Academy	Chatham	S
44	Savannah Classical Academy High School	Chatham	S
45	Skyview Charter School (GA HS for Accelerated Learning)	Fulton	S
46	Susie King Taylor Community School	Chatham	S
47	Tapestry Public Charter School	DeKalb	S
48	The GLOBE Academy	DeKalb	S
49	The GLOBE Academy	DeKalb	S
50	The Kindezi School	APS	S
51	The Kindezi School Old 4th Ward	APS	S
52	The Main Street Academy	Fulton	S
53	The Museum School of Avondale Estates	DeKalb	S
54	Tybee Island Maritime Academy	Chatham	S
55	Wesley International Academy	APS	S
56	Westside Atlanta	APS	S
57	Academy for Advanced Studies	Henry	S (CCA)
58	Bartow College and Career Academy	Bartow	S (CCA)
59	Cairo High School and College and Career Academy	Grady	C (CCA)
60	Central Educational Center	Coweta	S (CCA)
61	Chattahoochee Valley Academy	Chattahoochee	S (CCA)
62	Commodore Conyers College and Career Academy	Dougherty, Calhoun, Terrell, and Baker	S (CCA)
63	Douglas County College and Career Institute	Douglas	S (CCA)

Georgia Charter Schools, 2019-20			
<i>Key: C=Conversion, S=Locally approved Start-up, SCS=State Charter School</i>			
<i>(CCA)= College and Career Academy</i>			
Sorted by Type and School Name			
64	Effingham College and Career Academy	Effingham	S (CCA)
65	Floyd County College and Career Academy	Floyd	S (CCA)
66	Golden Isles Career Academy	Glynn	S (CCA)
67	Griffin Region College and Career Academy	Spalding, Butts, and Pike	S (CCA)
68	Heart of Georgia College and Career Academy	Dublin City and Laurens	S (CCA)
69	Houston County College and Career Academy	Houston	S (CCA)
70	Newton College and Career Academy	Newton	S (CCA)
71	Northwest Georgia College and Career Academy	Whitfield and Murray	S (CCA)
72	Polk County College and Career Academy - Cedartown	Polk	S (CCA)
73	Polk County College and Career Academy - Rockmart	Polk	S (CCA)
74	Rockdale Career Academy	Rockdale	S (CCA)
75	Southeastern Early College and Career Academy	Vidalia City, Toombs , Montgomery and Treutlen	S (CCA)
76	ThINC College and Career Academy	Troup	S (CCA)
77	William S. Hutchings College and Career Academy	Bibb	C (CCA)
78	Academy for Classical Education	Bibb	SCS
79	Atlanta Heights Charter School	APS	SCS
80	Baconton Community Charter School	Mitchell	SCS
81	Brookhaven Innovation Academy	DeKalb/ Statewide	SCS
82	Cherokee Charter Academy	Cherokee	SCS
83	Cirrus Academy Charter School	Statewide	SCS
84	Coastal Plains Charter High School	Candler	SCS
85	Coweta Charter Academy	Coweta	SCS
86	DuBois Integrity Academy	Clayton	SCS
87	Ethos Classical	APS	SCS
88	Foothills Charter High School	Madison	SCS
89	Fulton Leadership Academy	Fulton	SCS
90	Genesis Academy for Boys	Statewide	SCS
91	Genesis Academy for Girls	Statewide	SCS
92	Georgia Connections Academy	Statewide	SCS
93	Georgia Cyber Academy	Statewide	SCS
94	Georgia School for Innovation & the Classics	Richmond/ Statewide	SCS
95	International Academy of Smyrna	Cobb	SCS
96	International Charter Academy of Georgia	Statewide	SCS
97	International Charter School of Atlanta	Fulton/ Statewide	SCS
98	Ivy Preparatory Academy at Kirkwood	DeKalb	SCS
99	Liberty Tech Charter School	Fayette/ Statewide	SCS
100	Mountain Education Center	Elbert	SCS
101	Odyssey School	Coweta	SCS
102	Pataula Charter Academy	Baker, Clay, Calhoun, Early, Randolph	SCS
103	Resurgence Hall	Fulton	SCS
104	School for Arts-Infused Learning (SAIL)	Statewide	SCS
105	Scintilla Charter Academy	Lowndes, Valdosta City	SCS

Georgia Charter Schools, 2019-20			
<i>Key: C=Conversion, S=Locally approved Start-up, SCS=State Charter School</i>			
<i>(CCA)= College and Career Academy</i>			
Sorted by Type and School Name			
106	SLAM Academy of Atlanta	APS	SCS
107	Southwest Georgia STEM	Randolph/ Statewide	SCS
108	Spring Creek Charter Academy	Decatur, Miller, Seminole	SCS
109	Statesboro STEAM	Bullock	SCS
110	Utopian Academy for the Arts	Clayton	SCS

Historical Growth of Charter Schools in Georgia



Between the 2018-19 and 2019-20 school year, four (4) new charter schools opened, which included one (1) locally approved charter school and three (3) state charter schools. During this timeframe two (2) locally-approved charter schools transferred authorizers and became state charter schools, and two (2) schools, including one (1) conversion, two (2) locally-approved charter schools (college and career academies) converted to their district flexibility contract (strategic waivers system or charter system).

Percentage of students attending charter schools by system:

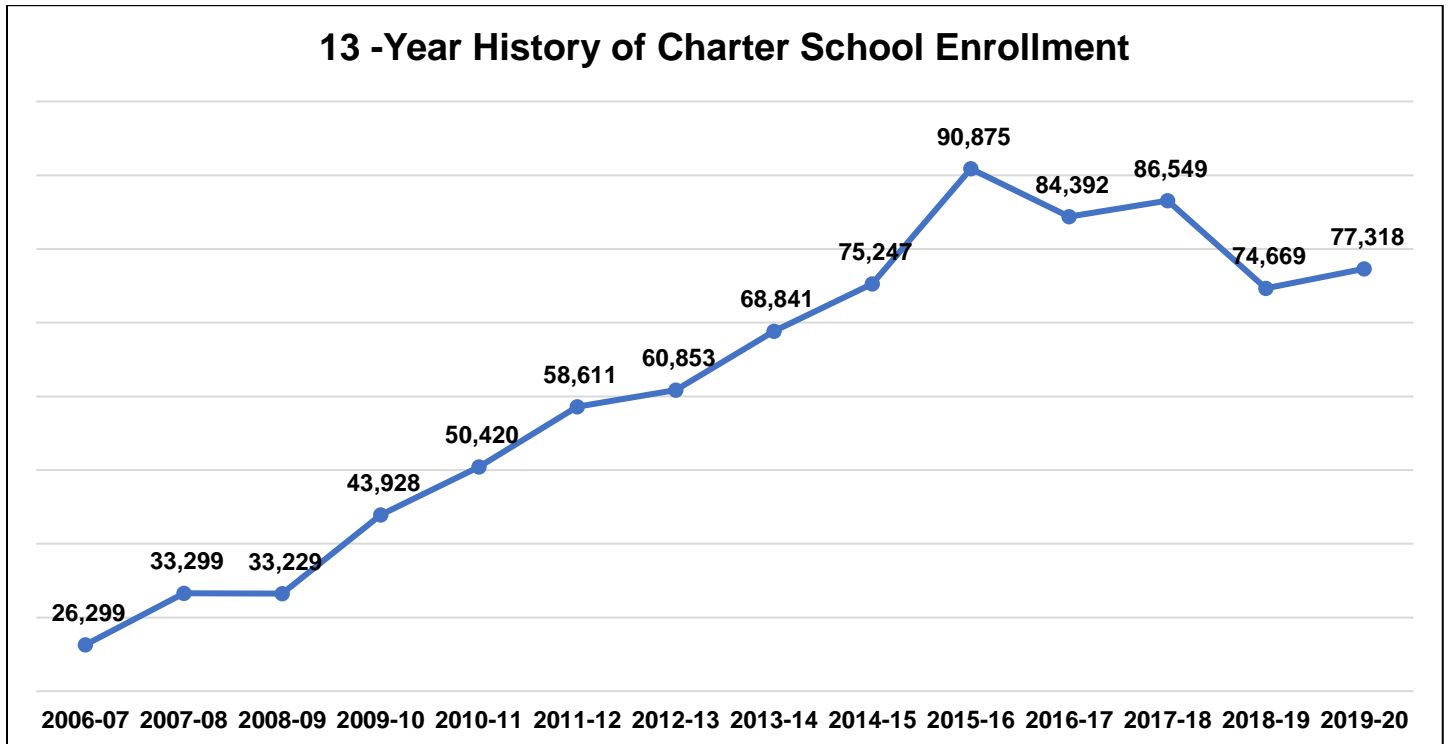
SYSTEM	% of Resident Students in Charter Schools
Appling County	0.4%
Atkinson County	0.3%
Bacon County	0.6%
Baker County	2.7%
Baldwin County	3.9%
Banks County	1.3%
Barrow County	3.1%
Bartow County	1.8%
Ben Hill County	0.7%
Berrien County	2.8%
Bibb County	10.2%
Bleckley County	0.4%
Brantley County	0.6%
Brooks County	1.6%
Bryan County	0.6%
Bulloch County	2.1%
Burke County	2.7%
Butts County	1.3%
Calhoun County	27.2%
Camden County	2.3%
Candler County	2.4%
Carroll County	0.8%
Catoosa County	0.5%
Charlton County	0.7%
Chatham County	5.4%
Chattahoochee County	2.2%
Chattooga County	0.7%
Cherokee County	2.5%
Clarke County	2.3%
Clay County	22.9%
Clayton County	3.7%
Clinch County	0.3%
Cobb County	3.7%
Coffee County	1.4%
Colquitt County	1.0%
Columbia County	2.3%
Cook County	0.8%
Coweta County	5.4%
Crawford County	1.4%
Crisp County	0.7%
Dade County	0.5%
Dawson County	2.4%
Decatur County	0.9%
DeKalb County	9.6%
Dodge County	0.7%
Dooly County	0.9%
Dougherty County	0.9%
Douglas County	4.2%
Early County	3.7%

SYSTEM	% of Resident Students in Charter Schools
Echols County	0.5%
Effingham County	0.7%
Elbert County	2.0%
Emanuel County	0.9%
Evans County	1.8%
Fannin County	4.6%
Fayette County	1.9%
Floyd County	0.8%
Forsyth County	1.1%
Franklin County	2.1%
Fulton County	7.6%
Gilmer County	4.7%
Glascok County	0.9%
Glynn County	1.5%
Gordon County	0.6%
Grady County	26.2%
Greene County	31.9%
Gwinnett County	1.4%
Habersham County	2.1%
Hall County	1.1%
Hancock County	0.8%
Haralson County	1.2%
Harris County	0.6%
Hart County	2.3%
Heard County	0.4%
Henry County	2.2%
Houston County	0.8%
Irwin County	0.6%
Jackson County	2.5%
Jasper County	0.9%
Jeff Davis County	2.5%
Jefferson County	2.7%
Jenkins County	0.6%
Johnson County	1.5%
Jones County	0.5%
Lamar County	0.6%
Lanier County	1.9%
Laurens County	0.8%
Lee County	1.0%
Liberty County	3.3%
Lincoln County	0.4%
Long County	1.9%
Lowndes County	4.1%
Lumpkin County	3.2%
Macon County	1.2%
Madison County	2.9%
Marion County	0.7%
McDuffie County	1.5%
McIntosh County	1.9%

SYSTEM	% of Resident Students in Charter Schools
Meriwether County	3.4%
Miller County	1.3%
Mitchell County	29.6%
Monroe County	2.8%
Montgomery County	1.5%
Morgan County	3.1%
Murray County	2.7%
Muscogee County	2.2%
Newton County	1.5%
Oconee County	0.3%
Oglethorpe County	3.4%
Paulding County	1.1%
Peach County	1.1%
Pickens County	3.3%
Pierce County	0.5%
Pike County	1.0%
Polk County	0.5%
Pulaski County	1.6%
Putnam County	1.9%
Quitman County	1.3%
Rabun County	2.3%
Randolph County	28.9%
Richmond County	3.2%
Rockdale County	1.6%
Schley County	0.7%
Screven County	2.6%
Seminole County	1.1%
Spalding County	2.0%
Stephens County	3.1%
Stewart County	11.7%
Sumter County	13.0%
Talbot County	2.0%
Taliaferro County	0.6%
Tattnall County	0.9%
Taylor County	1.3%
Telfair County	0.6%
Terrell County	9.3%
Thomas County	3.5%
Tift County	0.4%
Toombs County	3.1%
Towns County	3.8%
Treutlen County	1.7%
Troup County	0.8%
Turner County	0.7%
Twiggs County	1.7%
Union County	4.4%
Thomaston-Upson County	0.6%
Walker County	0.8%

SYSTEM	% of Resident Students in Charter Schools
Walton County	2.6%
Ware County	0.7%
Warren County	1.1%
Washington County	0.5%
Wayne County	2.7%
Webster County	11.6%
Wheeler County	0.6%
White County	4.1%
Whitfield County	0.6%
Wilcox County	1.2%
Wilkes County	1.2%
Wilkinson County	1.7%
Worth County	1.2%
Atlanta Public Schools	20.4%
Bremen City	0.9%
Buford City	1.0%
Calhoun City	0.5%
Carrollton City	0.4%
Cartersville City	0.9%
Chickamauga City	0.2%
Commerce City	1.3%
Dalton Public Schools	0.3%
City Schools of Decatur	1.6%
Dublin City	0.4%
Gainesville City	0.6%
Jefferson City	0.4%
Marietta City	1.6%
Pelham City	0.9%
Rome City	0.5%
Social Circle City	3.5%
Thomasville City	1.6%
Trion City	0.6%
Valdosta City	4.5%
Vidalia City	0.8%

Charter School Enrollment



NOTE: Enrollment numbers for college and career academy charter schools are self-reported, for 2019-20 school year this was 15,207

2020 Demographics of Charter Schools Compared to the State of Georgia

School Type	White	Black	Hispanic	Asian	Indian	Pacific	Multi
Conversion Charters	43.5%	24.3%	18.4%	10.9%	0.0%	0.0%	2.9%
Local Start-Up Charters	20.0%	69.2%	7.0%	2.3%	0.0%	0.0%	1.5%
State Charter Schools	49.0%	35.4%	8.6%	1.8%	0.1%	0.0%	4.2%
Statewide	38.4%	36.4%	16.7%	4.3%	0.2%	0.1%	4.0%

2020 Support Services

School Type	Special Education	English Language Learners	Free and Reduced Lunch Eligibility
All Charter Schools	12.4%	7.5%	65.0%
Conversion Charters	10.1%	7.4%	53.7%
Start-Up Charters	9.6%	4.8%	62.3%
State Charter Schools	10.2%	4.0%	51.9%
Statewide	14.1%	8.3%	65.0%

Charter School Contract Performance Targets

Background

The *Every Student Succeeds Act*, commonly referred to as ESSA, was signed into law in 2015. ESSA, which earned bipartisan approval in Congress, freed states from their *No Child Left Behind* (NCLB) waiver agreements and entrusted them with the responsibility to develop their own state plans to support education. ESSA significantly scaled back the authority of the U.S. Secretary of Education and U.S. Department of Education. The requirements of the law vary in specificity from issue to issue, with significant flexibility granted in some areas while in others (such as testing), many of the federal requirements introduced in No Child Left Behind remain.

The Every Student Succeeds Act gave Georgia an opportunity to *reflect on* and *refine* previous education reforms and engage Georgians in a meaningful way to chart out the future of education in our state – together.

In creating Georgia's ESSA State Plan, the State sought out maximum flexibility while creating a cohesive and aligned plan that is responsive to the feedback received from educators, parents, students, business/industry representatives, and community members. The resulting plan strongly supports Georgia's vision of *offering a holistic education to each and every child in the state*.

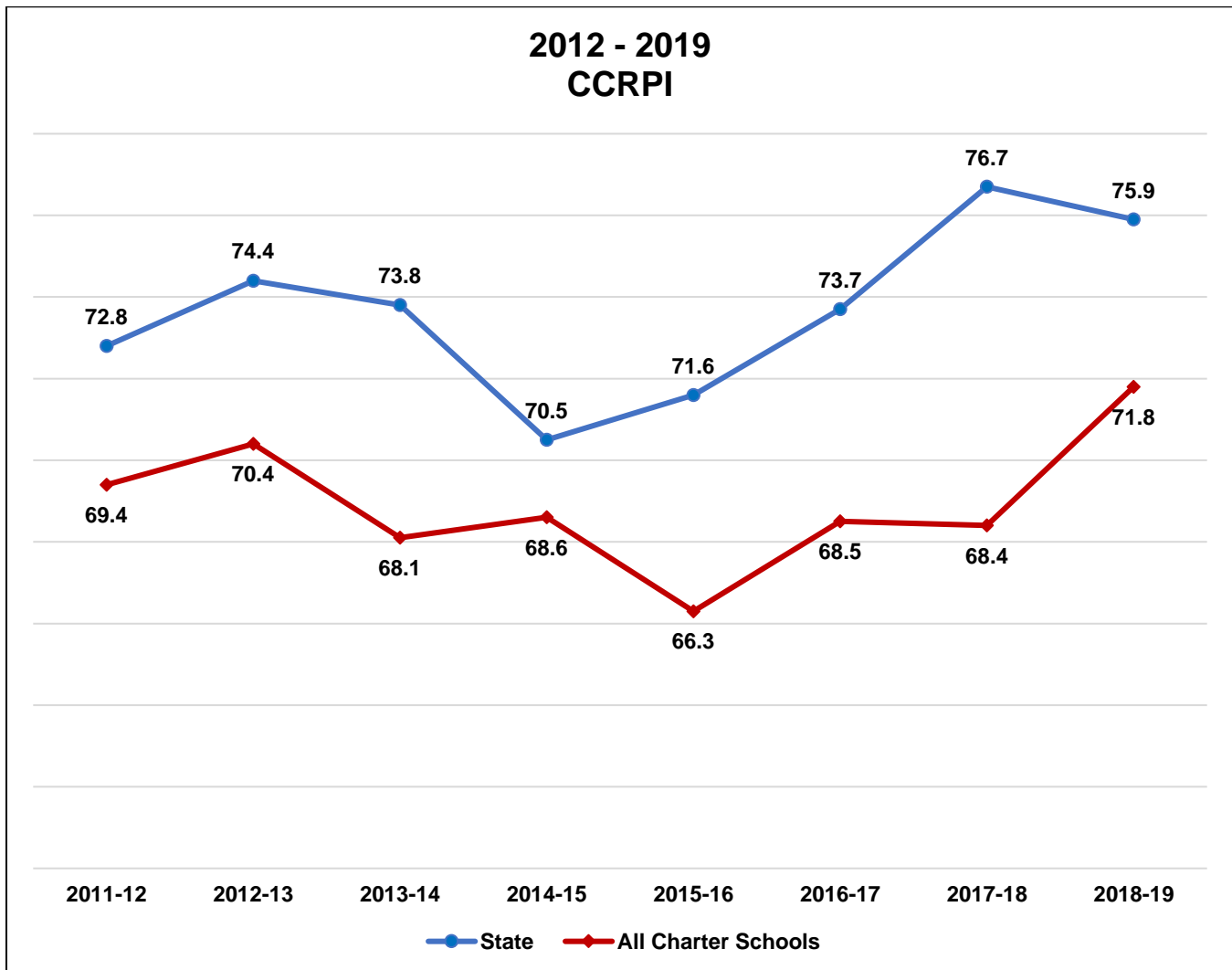
This plan captures the Georgia Department of Education's shifting role from one focused on *compliance* to one focused on *service* and *support*. It defines the Department's shared responsibility to expand opportunities and increase outcomes for students, in partnership with other state agencies, nonprofit and civic organizations, districts, schools, and communities. This plan supports the alignment of tools, resources, initiatives, programs, and efforts so they work in a more effective and efficient way to ultimately impact the classroom. The cornerstones of Georgia's plan are *strengthening the teaching profession* and *building the capacity of leaders through quality feedback, support, mentorship, and professional learning*.

GaDOE redesigned the accountability system, including CCRPI, to reflect the new goals of Georgia's new ESSA State Plan. The redesigned CCRPI was introduced for the 2017-18 school year. Because of this redesign, the District Flexibility and Charter Schools Division is working on a revised set of charter system performance measures. Until these measures are finalized, the division report presents only CCRPI scores. When the updated performance measures are approved, the District Flexibility and Charter Schools Division will update the report to reflect the update.

Given the two major changes in CCRPI since it was first introduced, CCRPI for the three years 2012-2014 are comparable to each other, and CCRPI for the three years 2015-2017 are also comparable to each other. The new redesigned CCRPI for 2018 as presented in the Georgia ESSA State Plan begins a new period of comparability. While the graphs and tables below show a time series of CCRPI from 2012 through 2019, the different comparability periods are typically separated by blank column in charts and by a vertical line in graphs.

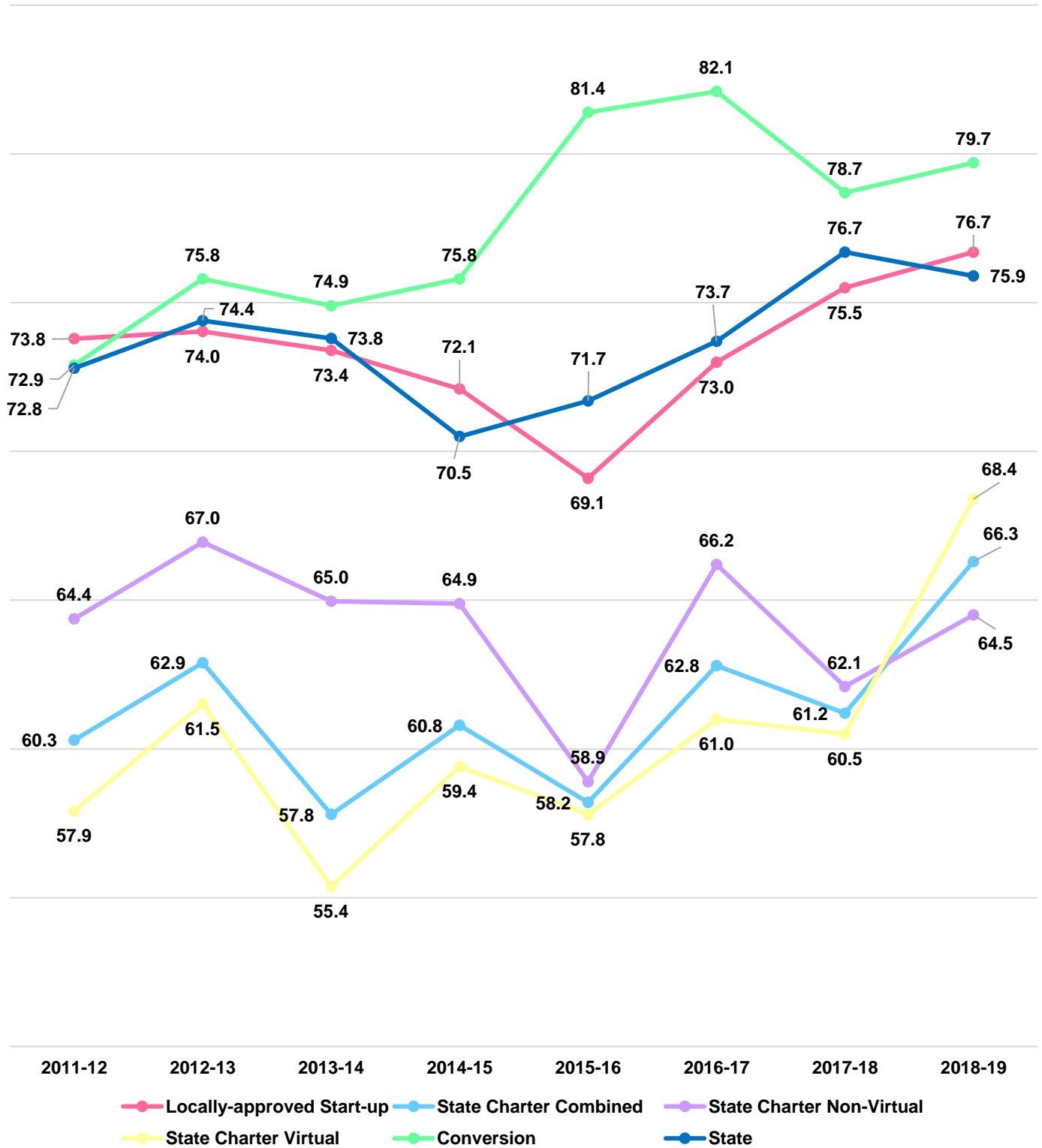
Georgia Charter School CCRPI Scores

While the charter school CCRPI score has not been higher than the state, they did have a substantial increase between 2018 and 2019, while the overall state score decreased.



Note: The Georgia Department of Education revised the CCRPI calculation in 2014 and 2018. Therefore, ONLY 2012 – 2014 are comparable to each other, ONLY 2015 – 2017 scores are comparable to each other, and 2018 – 2019 scores comparable to each other. For more information on the new calculation, visit [GaDOE's Accountability web page](#).

2012 - 2019 CCRPI By Charter Type



Additional Charter School Performance Information:

Georgia Department of Education (GaDOE) CCRPI Data:

<https://www.gadoe.org/CCRPI/Pages/default.aspx>

Governor’s Office of Student Achievement (GOSA) School Grades Report (provides school and system reports for all public elementary, middles, and high schools in Georgia. These reports are based on school performance, and include other useful information about the schools, such as performance on statewide assessments, demographics, graduation rate, and additional academic and non-academic information):

<https://schoolgrades.georgia.gov/>

GOSA Georgia Higher Learning and Earnings Dashboard:

<https://gosa.georgia.gov/georgia-higher-learning-and-earnings>

GOSA Schools Like Mine Dashboard (provides a school-based comparison based on student population):

<https://schoolslikemine.gosa.ga.gov/>

GaDOE Financial Transparency Dashboard (provides financial data, such as provides budget and expenditure information, for each public-school system and school):

<https://www.gadoe.org/Finance-and-Business-Operations/Financial-Review/Pages/School-System-Financial-Information.aspx>

State Charter Schools Commission Website:

<https://scsc.georgia.gov/>

The following pages include information about Georgia charter schools, organized by authorizing district. Each section includes a list of all charter schools in the authorizing district, the year the charter school(s) were initially approved, the current contract dates, enrollment and demographics, individual annual CCRPI data with a graph for the last two years. *Please Note: The Georgia Department of Education revised the CCRPI calculation in 2014 and 2018. Therefore, ONLY 2012 – 2014 are comparable to each other, ONLY 2015 – 2017 scores are comparable to each other, and 2018 – 2019 scores comparable to each other. For more information on the new calculation, visit [GaDOE's Accountability web page](#).*

Charter Schools Authorized by Atlanta Public Schools:

Number of Non-Charter Schools in the System: 64

Number of Charter Schools: 21 = 9 locally approved start-up charter schools; 1 locally approved charter cluster including 8 schools; 1 conversion charter school.

2019 – 2020 Enrollment: APS – Charter Schools: 9,277

Non-Charter Schools: 41,012

Charter School	Charter Type	Year Charter Opened	Current Charter Start	Current Charter End	Grades Served in 2019-20
Centennial Academy	Conversion	2014	7/1/2019	6/30/2024	K-8
Atlanta Classical Academy	Start-up	2014	7/1/2019	6/30/2024	K-12
Atlanta Neighborhood Charter School (ES)	Start-up	2001	7/1/2016	6/30/2021	K-5
Atlanta Neighborhood Charter School (MS)	Start-up	2005	7/1/2016	6/30/2021	6-8
Charles R. Drew Charter School (ES)	Start-up	2000	7/1/2017	6/30/2021	K-5
Charles R. Drew Charter School (JA/SA)	Start-up	2012	7/1/2017	6/30/2022	6-12
KIPP Atlanta Collegiate	Start-up	2011	7/1/2019	6/30/2024	9-12
KIPP Soul Primary	Start-up	2019	7/1/2019	6/30/2024	K-3
KIPP STRIVE Academy	Start-up	2009	7/1/2019	6/30/2024	5-8
KIPP Strive Primary	Start-up	2014	7/1/2019	6/30/2024	K-3
KIPP Vision	Start-up	2010	7/1/2019	6/30/2024	5-8
KIPP Vision - Primary	Start-up	2014	7/1/2019	6/30/2024	K-4
KIPP WAYS	Start-up	2003	7/1/2019	6/30/2024	5-8
KIPP WAYS - Primary	Start-up	2014	7/1/2019	6/30/2024	K-4
The Kindezi School	Start-up	2010	7/1/2015	6/30/2020	K-8
The Kindezi School Old 4th Ward	Start-up	2016	7/1/2015	6/30/2020	K-8
Wesley International Academy	Start-up	2007	7/1/2018	6/30/2023	K-8
Westside Atlanta	Start-up	2013	7/1/2018	6/30/2023	K-5

Charter School Student Demographics within Atlanta Public Schools

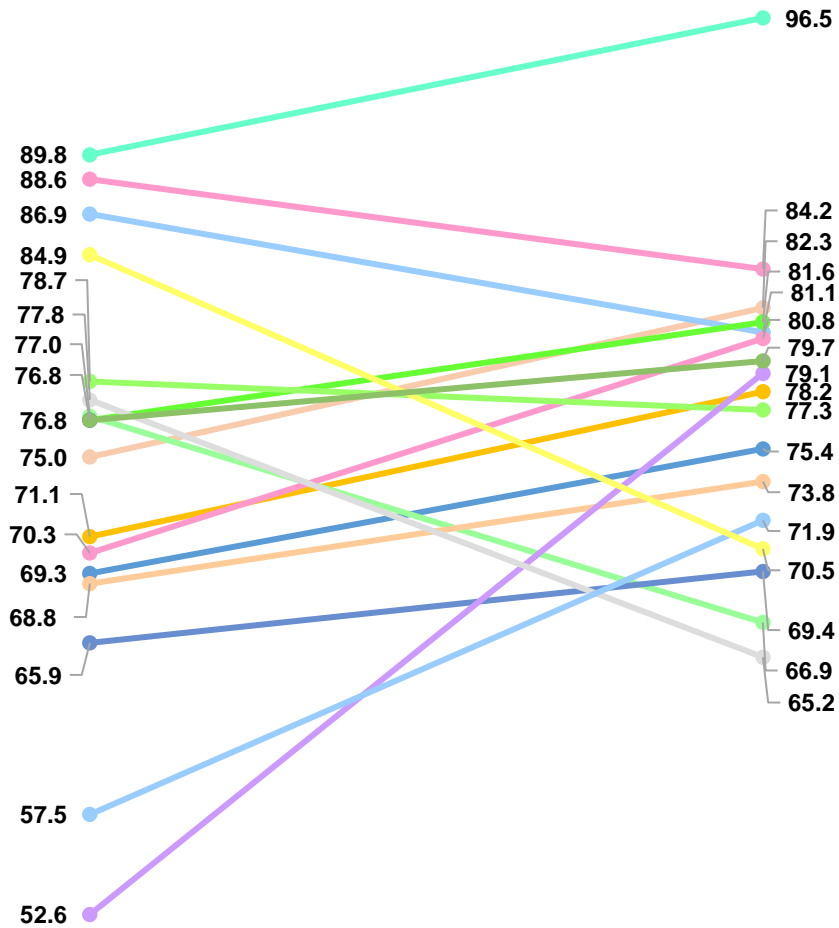
Atlanta Public Schools (761) Enrollment by Race/Ethnic Fiscal Year 2020-1															
Name	Total	White		Black		Hispanic		Asian		Indian		Pacific		Multi	
		#	%	#	%	#	%	#	%	#	%	#	%	#	%
Atlanta Public Schools	41,012	6,964	17.0%	29,746	72.5%	3,067	7.5%	418	1.0%	0	0.0%	0	0.0%	817	2.0%
Atlanta Classical Academy	646	479	74.1%	95	14.7%	72	11.2%	0	0.0%	0	0.0%	0	0.0%	0	0.0%
Atlanta Neighborhood Charter - Elementary	335	279	83.3%	56	16.7%	0	0.0%	0	0.0%	0	0.0%	0	0.0%	0	0.0%
Atlanta Neighborhood Charter - Middle	206	147	71.4%	59	28.6%	0	0.0%	0	0.0%	0	0.0%	0	0.0%	0	0.0%
Centennial Academy	755	0	0.0%	686	90.9%	30	3.97%	0	0.0%	0	0.0%	0	0.0%	39	5.17%
Charles Drew Charter School JA/SA	818	97	11.9%	721	88.1%	0	0.0%	0	0.0%	0	0.0%	0	0.0%	0	0.0%
Charles R. Drew Charter School	987	288	29.2%	604	61.2%	43	4.4%	0	0.0%	0	0.0%	0	0.0%	52	5.3%
The Kindezi School West	390	0	0.0%	390	100.0%	0	0.0%	0	0.0%	0	0.0%	0	0.0%	0	0.0%
The Kindezi School Old 4th Ward	482	43	8.9%	439	91.1%	0	0.0%	0	0.0%	0	0.0%	0	0.0%	0	0.0%
KIPP Atlanta Collegiate	756	0	0.0%	756	100.0%	0	0.0%	0	0.0%	0	0.0%	0	0.0%	0	0.0%
KIPP Soul Primary	190	0	0.0%	190	100.0%	0	0.0%	0	0.0%	0	0.0%	0	0.0%	0	0.0%
KIPP Strive Academy	380	0	0.0%	380	100.0%	0	0.0%	0	0.0%	0	0.0%	0	0.0%	0	0.0%
KIPP Strive Primary	509	0	0.0%	0	0.0%	0	0.0%	0	0.0%	0	0.0%	0	0.0%	0	0.0%
KIPP VISION	355	0	0.0%	0	0.0%	0	0.0%	0	0.0%	0	0.0%	0	0.0%	0	0.0%
KIPP Vision Primary	481	0	0.0%	0	0.0%	0	0.0%	0	0.0%	0	0.0%	0	0.0%	0	0.0%
KIPP WAYS Primary School	380	0	0.0%	0	0.0%	0	0.0%	0	0.0%	0	0.0%	0	0.0%	0	0.0%
KIPP WAYS Academy	500	0	0.0%	0	0.0%	0	0.0%	0	0.0%	0	0.0%	0	0.0%	0	0.0%
Wesley International Academy	801	85	10.6%	629	78.5%	42	5.2%	0	0.0%	0	0.0%	0	0.0%	45	5.6%
Westside Atlanta Charter School	306	84	27.5%	222	72.5%	0	0.0%	0	0.0%	0	0.0%	0	0.0%	0	0.0%

CCRPI Scores for Charter Schools in Atlanta Public Schools:

School Name	2012	2013	2014	2015	2016	2017	2018	2019
Atlanta Classical Academy				59.5	69.1	75.3	75.0	82.3
Atlanta Neighborhood Charter (ES)	82.4	88.3	87.6	85.1	82.2	79.1	88.6	84.2
Atlanta Neighborhood Charter (MS)	67.7	70.6	77.7	67.6	70.1	76.9	71.1	78.2
Centennial Academy	63.7	66.3	66.4	55.6	60.0	77.0	69.3	75.4
Charles Drew Charter School JA/SA				70.3	67.0	80.3	86.9	81.1
Charles R. Drew Charter School	82.7	81.3	79.5	78.8	80.5	83.6	89.8	96.5
KIPP Atlanta Collegiate	74.4	79.6	75.1	77.4	71.8	69.4	77.0	66.9
KIPP Strive Academy							70.3	80.8
KIPP Strive Primary Academy	70.0	73.0	64.3	77.4	71.0	69.3	68.8	73.8
KIPP VISION	84.1	79.6	78.6	82.6	74.9	72.7	76.8	81.6
KIPP Vision Primary Academy						50.7	78.7	77.3
KIPP WAYS Academy	60.7	73.3	67.5	68.2	57.6	65.0	65.9	69.4
KIPP WAYS Primary Academy							52.6	79.1
The Kindezi School West	71.1	72.5	69.5	77.3	74.7	67.2	77.8	65.2
The Kindezi School Old 4th Ward							57.5	71.9
Wesley International Academy	70.4	70.4	71.2	70.6	68.5	65.7	84.9	70.5
Westside Atlanta Charter School					60.6	70.6	76.8	79.7

Charter Schools in Atlanta Public Schools

2018 and 2019 CCRPI Scores



- | | |
|-------------------------------------|-------------------------------------|
| — Atlanta Classical Academy | — Atlanta Neighborhood Charter (ES) |
| — Atlanta Neighborhood Charter (MS) | — Centennial Academy |
| — Charles Drew Charter School JA/SA | — Charles R. Drew Charter School |
| — KIPP Atlanta Collegiate | — KIPP Strive Academy |
| — KIPP Strive Primary Academy | — KIPP VISION |
| — KIPP Vision Primary Academy | — KIPP WAYS Academy |
| — KIPP WAYS Primary Academy | — The Kindezi School West |
| — The Kindezi School Old 4th Ward | — Wesley International Academy |
| — Westside Atlanta Charter School | |

Charter Schools Authorized by Berrien County Schools:

Number of Non-Charter Schools in the System: 4

Number of Charter Schools: 1 – 1 locally approved start-up charter school

2019 – 2020 Enrollment: Berrien – Charter Schools: 59 Non-Charter Schools: 3102

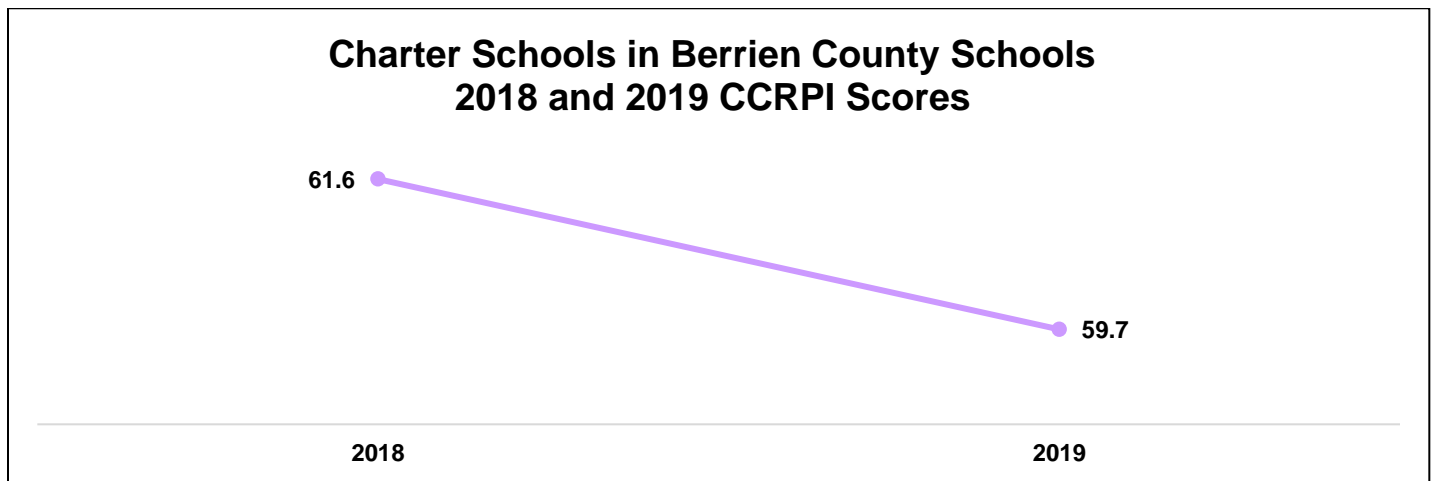
Charter School	Charter Type	Year Charter Opened	Current Charter Start	Current Charter End	Grades Served in 2019-20
Berrien Academy Performance Learning Center	Start-up	2004	7/1/2015	6/30/2020	9-12

Charter School Student Demographics within Berrien County Schools:

Name	Total	White		Black		Hispanic		Multi	
		#	%	#	%	#	%	#	%
Berrien County	3,102	2,294	74%	402	13%	269	9%	137	4%
BAPLC	59	59	100%	0	0%	0	0%	0	0%

CCRPI Scores for Charter Schools in Berrien County Schools:

School Name	2012	2013	2014	2015	2016	2017	2018	2019
BAPLC	43.6	50.0	41.8	48.0	53.2	58.0	61.6	59.7



Charter Schools Authorized by Chatham County Schools:

Number of Non-Charter Schools in the System: 52

Number of Charter Schools: 5 – 5 locally approved start-up charter schools

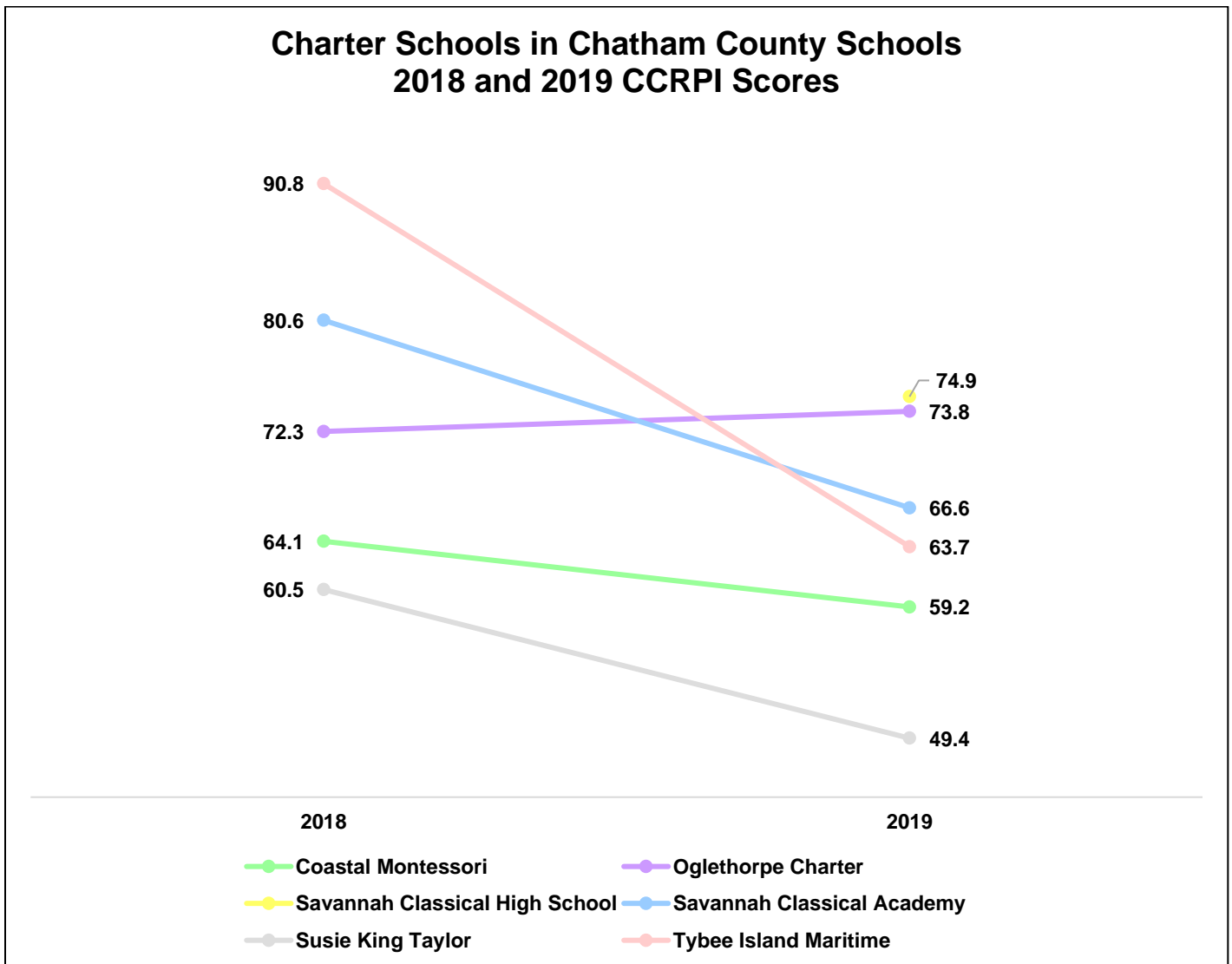
2019 – 2020 Enrollment: SCCPS – Charter Schools: 1,456

Non-Charter Schools: 36,000

Charter School	Charter Type	Year Charter Opened	Current Charter Start	Current Charter End	Grades Served in 2019-20
Coastal Empire Montessori	Start-up	2008	7/1/2018	6/30/2023	K-5
Oglethorpe Charter Schools	Start-up	1999	7/1/2018	6/30/2023	6-8
Savannah Classical Academy	Start-up	2013	7/1/2019	6/30/2024	K-12
Susie King Taylor Community School	Start-up	2017	7/1/2017	6/30/2022	K-8
Tybee Island Maritime Academy	Start-up	2013	7/1/2018	6/30/2023	K-5

CCRPI Scores for Charter Schools in Chatham County Schools:

School Name	2012	2013	2014	2015	2016	2017	2018	2019
Coastal Montessori	60.2	61.1	71.1	67.2	73.4	63.6	64.1	59.2
Oglethorpe Charter		76.4	77.1	80.6	75.1	75.1	72.3	73.8
Savannah Classical High School								74.9
Savannah Classical Academy			42.6	55.6	54.2	52.2	80.6	66.6
Susie King Taylor							60.5	49.4
Tybee Island Maritime			76.4	64.6	81.8	84.3	90.8	63.7



Charter Schools Authorized by Clayton County Schools:

Number of Non-Charter Schools in the System: 64

Number of Charter Schools: 1 – 1 locally-approved start-up charter schools

2019 – 2020 Enrollment: Clayton County– Charter Schools: 57

Non-Charter Schools: 54,333

Charter School	Charter Type	Year Charter Opened	Current Charter Start	Current Charter End	Grades Served in 2019-20
7 Pillars Career Academy	Start-up	2019	7/1/2019	6/30/2024	6-10

Charter School Student Demographics within Clayton County Schools:

Name	Total	White		Black		Hispanic		Asian		Multi	
		#	%	#	%	#	%	#	%	#	%
Clayton County	54,276	1019	2%	37,731	70%	12,226	23%	1847	3%	1,386	3%
7 Pillars	57	0	0%	57	100%	0	0%	0	0%	0	0%

The 2019-2020 school year is the first year that 7 Pillars is in operation, therefore they do not have any academic data to report.

Charter Schools Authorized by Cobb County Schools:

Number of Non-Charter Schools in the System: 109

Number of Charter Schools: 2 - 1 locally approved start-up charter school and 1 conversion charter school

2019 – 2020 Enrollment: Cobb – Charter Schools: 2,951

Non-Charter Schools: 109,146

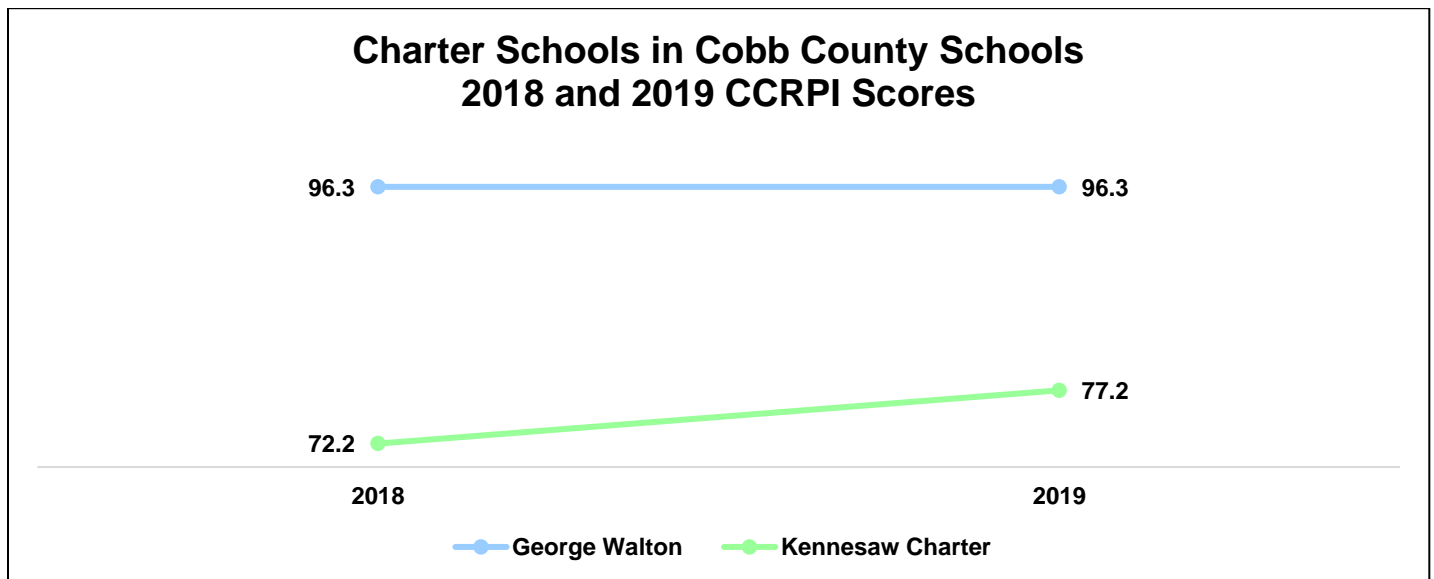
Charter School	Charter Type	Year Charter Opened	Current Charter Start	Current Charter End	Grades Served in 2019-20
George Walton Charter High School	Conversion	1998	7/1/2018	6/30/2023	9-12
Kennesaw Charter Science and Math Academy	Start-up	2003	7/1/2015	6/30/2020	K-5

Charter School Student Demographics within Cobb County Schools:

Name	Total	White		Black		Hispanic		Asian		Multi	
		#	%	#	%	#	%	#	%	#	%
Cobb County	109,146	39,230	36%	33,566	31%	25,457	23%	6,049	6%	4,528	4%
Walton High School	2,650	1,730	65%	159	6%	159	6%	530	20%	72	3%
Kennesaw Charter	301	42	14%	210	70%	49	16%	0	0%	0	0%

CCRPI Scores for Charter Schools in Cobb County Schools:

School Name	2012	2013	2014	2015	2016	2017	2018	2019
George Walton	91.0	90.0	87.6	94.5	99.7	98.7	96.3	96.3
Kennesaw Charter	85.0	78.2	82.3	71.2	69.4	75.0	72.2	77.2



Charter Schools Authorized by DeKalb County Schools:

Number of Non-Charter Schools in the System: 109

Number of Charter Schools: 11 = 9 locally approved start-up charter school and 2 conversion charter school

2019 – 2020 Enrollment: DeKalb – Charter Schools: 7,491

Non-Charter Schools: 91,309

Charter School	Charter Type	Year Charter Opened	Current Charter Start	Current Charter End	Grades Served in 2019-20
Chamblee Charter High School	Conversion	2009	7/1/2016	6/30/2021	9-12
DeKalb Academy of Technology & the Environment (D.A.T.E.)	Start-up	2005	7/1/2016	6/30/2021	K-8
DeKalb PATH Academy	Start-up	2002	7/1/2015	6/30/2020	5-8
DeKalb Preparatory Academy	Start-up	2012	7/1/2019	6/30/2022	K-8
International Community School	Start-up	2002	7/1/2019	6/30/2022	K-5
Leadership Preparatory Academy	Start-up	2010	7/1/2015	6/30/2020	K-8
Peachtree Charter Middle School	Conversion	2001	7/1/2016	6/30/2021	6-8
Tapestry Public Charter School	Start-up	2014	7/1/2019	6/30/2022	6-11
The GLOBE Academy	Start-up	2013	7/1/2018	6/30/2023	K-8
The Museum School of Avondale Estates	Start-up	2010	7/1/2017	6/30/2022	K-8

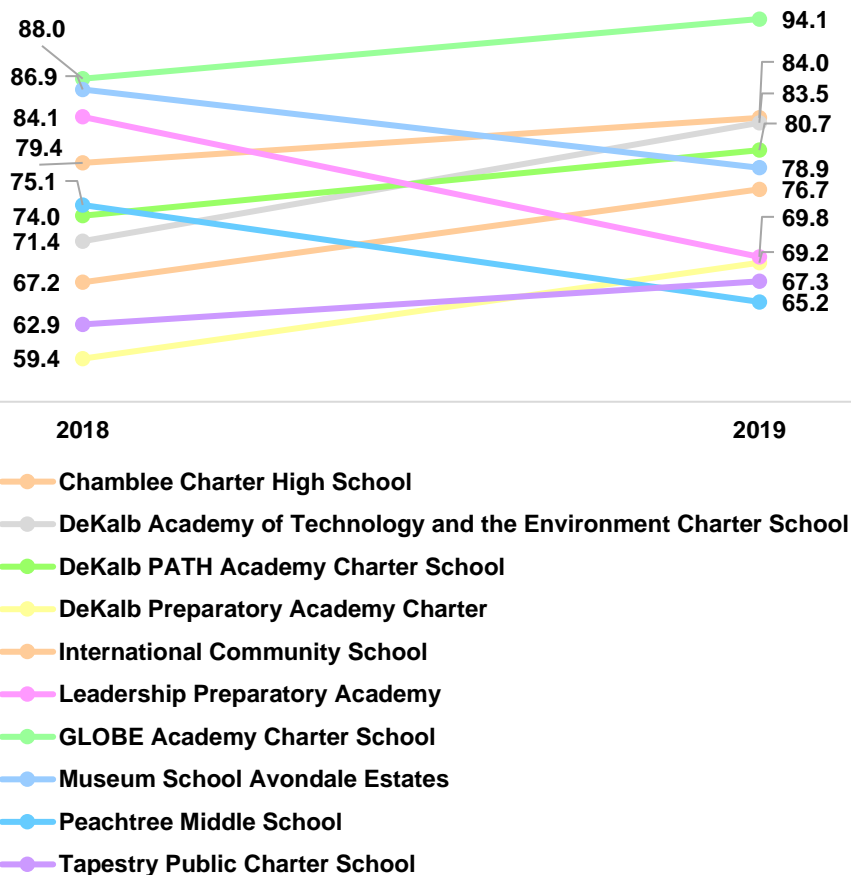
Charter School Student Demographics within DeKalb County Schools:

Atlanta Public Schools (761) Enrollment by Race/Ethnic Fiscal Year 2020-1															
Name	Total	White		Black		Hispanic		Asian		Indian		Pacific		Multi	
		#	%	#	%	#	%	#	%	#	%	#	%	#	%
DeKalb County	91,309	9,357	10%	55,867	61%	17,394	19%	6,295	7%	338	0.3%	110	0.2%	1,948	2%
Chamblee Charter High School	1,757	582	33%	370	21%	509	29%	237	13%	0	0%	0	0%	59	3%
D.A.T.E.	700	0	0%	645	92%	55	8%	0	0%	0	0%	0	0%	0	0%
DeKalb PATH Academy	347	0	0%	54	16%	293	84%	0	0%	0	0%	0	0%	0	0%
DeKalb Preparatory Academy	519	0	0%	519	100%	0	0%	0	0%	0	0%	0	0%	0	0%
International Community School	357	76	21%	142	40%	0	0%	139	39%	0	0%	0	0%	0	0%
Leadership Preparatory Academy	436	0	0%	436	100%	0	0%	0	0%	0	0%	0	0%	0	0%
Peachtree Charter Middle School	1,563	548	35%	236	15%	597	38%	148	9%	0	0%	0	0%	34	2%
Tapestry Public Charter School	225	111	44%	102	40%	42	16%	0	0%	0	0%	0	0%	0	0%
The GLOBE Academy	992	459	46%	270	27%	140	14%	49	5%	0	0%	0	0%	74	7%
The Museum School of Avondale Estates	565	326	58%	170	30%	39	7%	0	0%	0	0%	0	0%	30	5%

CCRPI Scores for Charter Schools in DeKalb County Schools:

School Name	2012	2013	2014	2015	2016	2017	2018	2019
Chamblee Charter High School	79.3	76.7	79.1	86.8	86.1	81.6	79.4	84.0
DeKalb Academy of Technology and the Environment Charter School	77.7	68.6	66.8	66.5	60.0	76.4	71.4	83.5
DeKalb PATH Academy Charter School	75.3	80.0	78.3	76.1	78.0	76.2	74.0	80.7
DeKalb Preparatory Academy Charter		54.9	53.4	60.4	60.6	68.5	59.4	69.2
International Community School	66.8	63.0	63.0	62.8	62.4	75.4	67.2	76.7
Leadership Preparatory Academy	68.9	73.9	64.3	69.2	66.2	77.8	84.1	69.8
GLOBE Academy Charter School I	51.1		76.4	88.4	82.8	87.8	88.0	94.1
Museum School Avondale Estates	93.4	88.2	89.3	88.4	87.2	89.1	86.9	78.9
Peachtree Middle School	79.1	71.5	78.8	77.6	76.8	76.1	75.1	65.2
Tapestry Public Charter School				60.1	57.6	59.5	62.9	67.3

**Charter Schools in DeKalb County Schools
2018 and 2019 CCRPI Scores**



Charter Schools Authorized by Douglas County Schools:

Number of Non-Charter Schools in the System: 34

Number of Charter Schools: 1 – 1 locally-approved start-up charter school

2019 – 2020 Enrollment: Douglas – Charter Schools: 815

Non-Charter Schools: 25,848

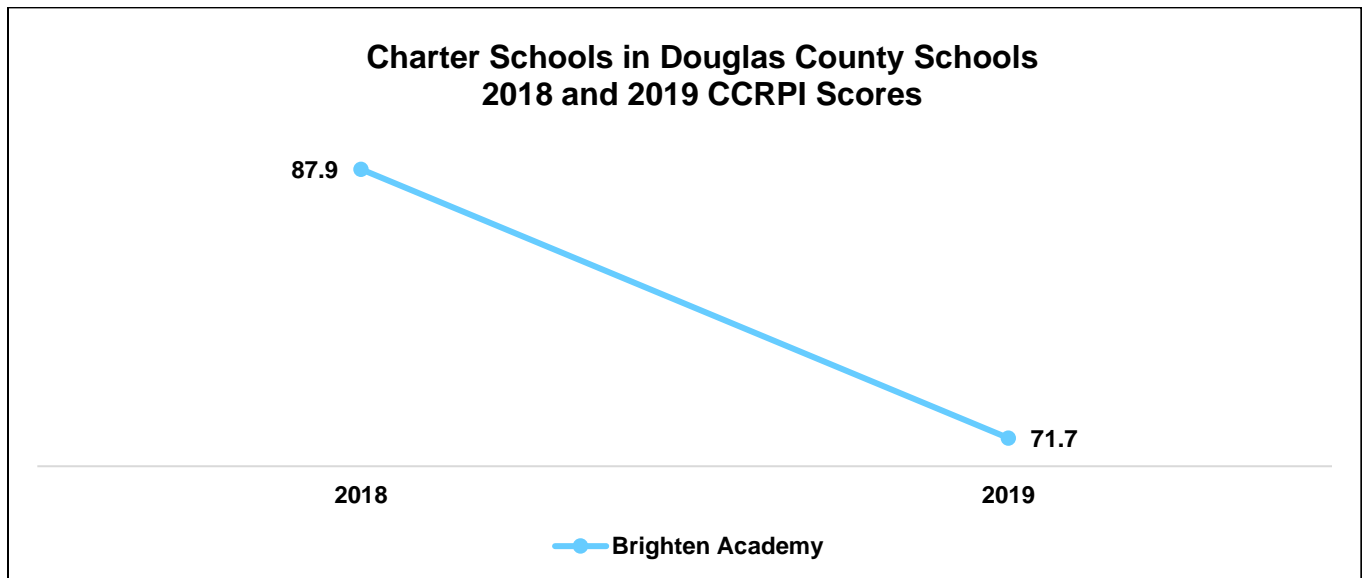
Charter School	Charter Type	Year Charter Opened	Current Charter Start	Current Charter End	Grades Served in 2019-20
Brighten Academy	Start-up	2006	7/1/2017	6/30/2022	K-8

Charter School Student Demographics within DeKalb County Schools:

Name	Total	White		Black		Hispanic		Asian		Multi	
		#	%	#	%	#	%	#	%	#	%
Douglas County	25,848	5,480	21%	14,033	54%	4,601	18%	351	1%	1290	5%
Brighten Academy	815	180	22%	509	62%	85	10%	0	0%	41	5%

CCRPI Scores for Charter Schools in Douglas County Schools:

School Name	2012	2013	2014	2015	2016	2017	2018	2019
Brighten Academy	85.1	85.1	75.0	76.9	77.1	77.1	87.9	71.7



Charter Schools Authorized by Fulton County Schools:

Number of Non-Charter Schools in the System: 97

Number of Charter Schools: 10 – 10 locally-approved start-up charter school

2019 – 2020 Enrollment: Fulton – Charter Schools: 4,925 Non-Charter Schools: 88,972

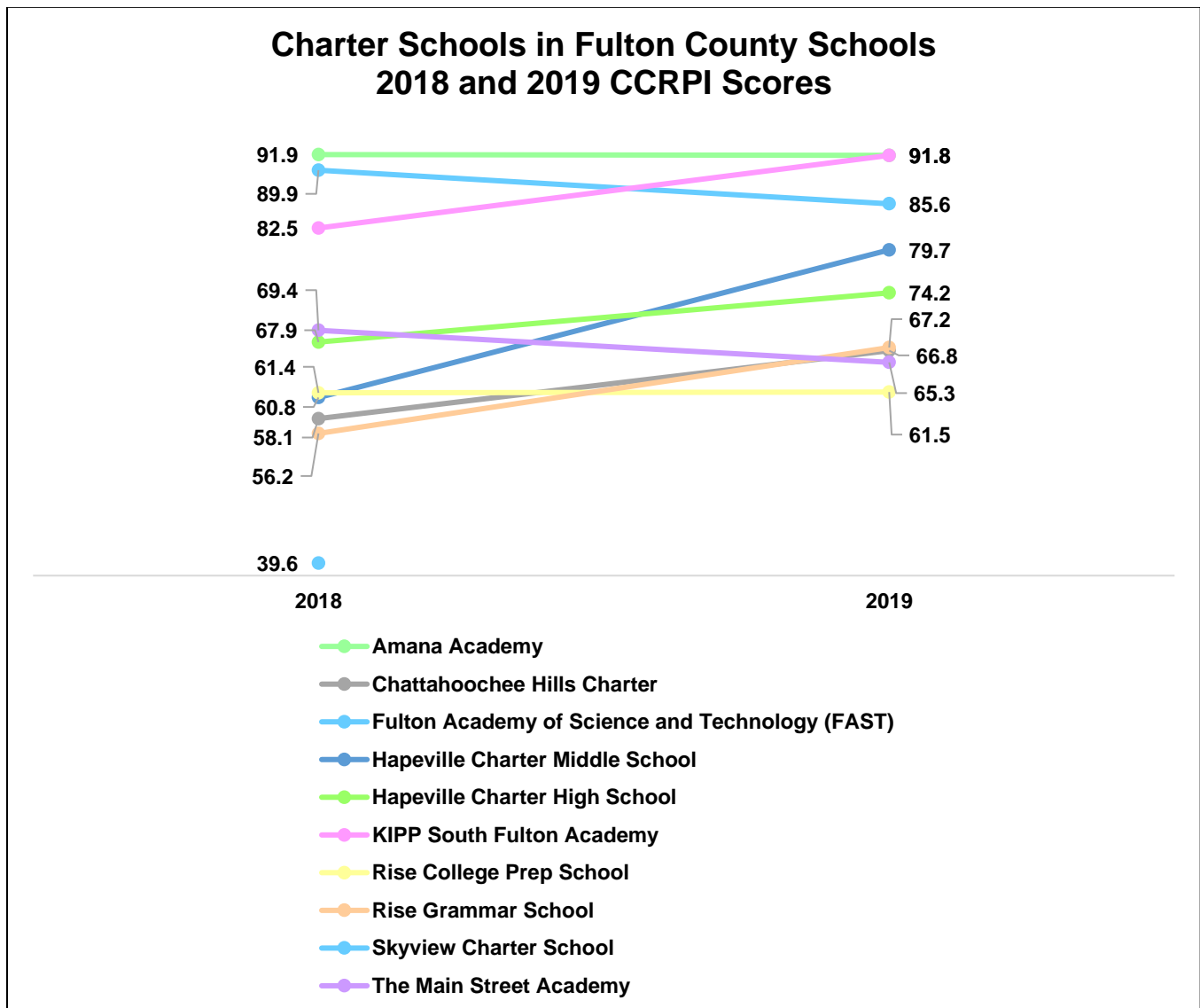
Charter School	Charter Type	Year Charter Opened	Current Charter Start	Current Charter End	Grades Served in 2019-20
Amana Academy	Start-up	2005	7/1/2019	6/30/2024	K-8
Chattahoochee Hills Charter	Start-up	2013	7/1/2019	6/30/2022	K-8
Fulton Academy of Science and Technology (FAST)	Start-up	2016	7/1/2016	6/30/2021	K-7
Hapeville Charter Middle School	Start-up	2004	7/1/2019	6/30/2022	6-8
Hapeville Charter High School	Start-up	2004	7/1/2019	6/30/2022	9-12
KIPP South Fulton Academy	Start-up	2003	7/1/2018	6/30/2023	5-8
Rise College Prep School	Start-up	2015	7/1/2015	6/30/2020	6-8
Rise Grammar School	Start-up	2015	7/1/2015	6/30/2020	K-3
Skyview Charter School (GA HS for Accelerated Learning)	Start-up	2016	7/1/2016	6/30/2021	9-12
The Main Street Academy	Start-up	2010	7/1/2015	6/30/2020	K-8

Charter School Student Demographics within Fulton County Schools:

Name	Total	White		Black		Hispanic		Asian		Multi	
		#	%	#	%	#	%	#	%	#	%
Fulton County	88,972	25,254	28%	35,399	40%	14,431	16%	10,632	12%	3,068	3%
Amana Academy	721	138	19%	329	46%	103	14%	111	15%	40	6%
Chattahoochee Hills Charter	496	0	0%	496	100%	0	0%	0	0%	0	0%
Fulton Academy of Science and Technology	524	209	40%	114	22%	0	0%	201	38%	0	0%
Hapeville Charter Middle School	470	0	0%	355	76%	115	24%	0	0%	0	0%
Hapeville Charter High School	579	0	0%	517	89%	62	11%	0	0%	0	0%
KIPP South Fulton	356	0	0%	320	90%	36	10%	0	0%	0	0%
Rise College Prep School	257	0	0%	215	84%	42	16%	0	0%	0	0%
Rise Grammar School	422	0	0%	377	89%	45	11%	0	0%	0	0%
Skyview Charter School	270	0	0%	270	100%	0	0%	0	0%	0	0%
Main Street Academy	830	34	4%	796	96%	0	0%	0	0%	0	0%

CCRPI Scores for Charter Schools in Fulton County Schools:

School Name	2012	2013	2014	2015	2016	2017	2018	2019
Amana Academy	78.0	78.1	83.1	76.0	76.3	80.5	91.9	91.8
Chattahoochee Hills Charter				56.0	66.3	63.7	58.1	66.8
Fulton Academy of Science and Technology (FAST)						84.2	89.9	85.6
Hapeville Charter Middle School	61.1	58.5	57.0	50.8	57.9	68.1	60.8	79.7
Hapeville Charter High School	43.8	64.2	60.5	67.2	54.5	68.2	67.9	74.2
KIPP South Fulton Academy	73.3	81.1	81.4	79.6	72.5	74.5	82.5	91.8
Rise College Prep School							61.4	61.5
Rise Grammar School							56.2	67.2
Skyview Charter School							39.6	TFS
The Main Street Academy	63.7	75.2	73.9	72.2	61.5	73.3	69.4	65.3



Charter Schools Authorized by Grady County Schools:

Number of Non-Charter Schools in the System: 2

Number of Charter Schools: 1 – 1 locally-approved conversion charter school, that is also a College and Career Academy

2019 – 2020 Enrollment: Grady – Charter Schools: 1,241 Non-Charter Schools: 3,403

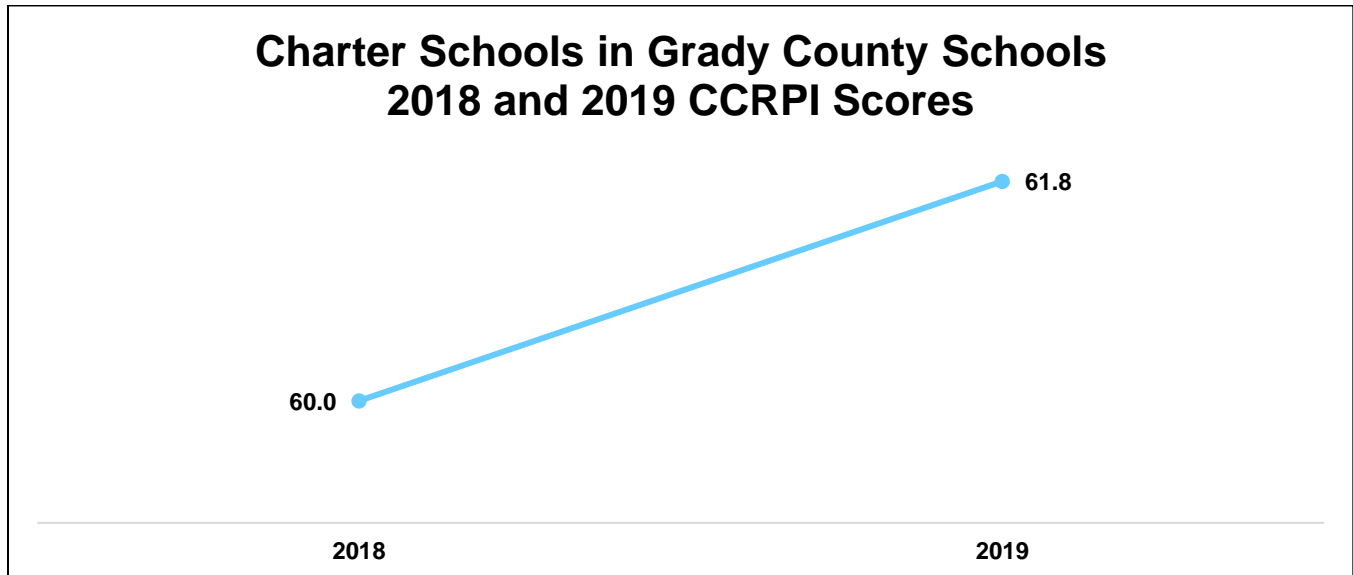
Charter School	Charter Type	Year Charter Opened	Current Charter Start	Current Charter End	Grades Served in 2019-20
Cairo High School	Conversion	2013	7/1/2018	6/30/2023	9 -12

Charter School Student Demographics within Grady County Schools:

Name	Total	White		Black		Hispanic		Asian		Multi	
		#	%	#	%	#	%	#	%	#	%
Grady County	3,403	1,303	38%	1,046	31%	929	27%			125	4%
Cairo High School	1,241	548	44%	438	35%	255	21%	0	0%	0	0%

CCRPI Scores for Charter Schools in Grady County Schools:

School Name	2012	2013	2014	2015	2016	2017	2018	2019
Grady High School	62.0	65.5	53.9	61.0	64.9	60.7	60.0	61.8



Charter Schools Authorized by Greene County Schools:

Number of Non-Charter Schools in the System: 4

Number of Charter Schools: 1 – 1 locally-approved start-up charter school

2019 – 2020 Enrollment: Greene – Charter Schools: 1,013

Non-Charter Schools: 1,631

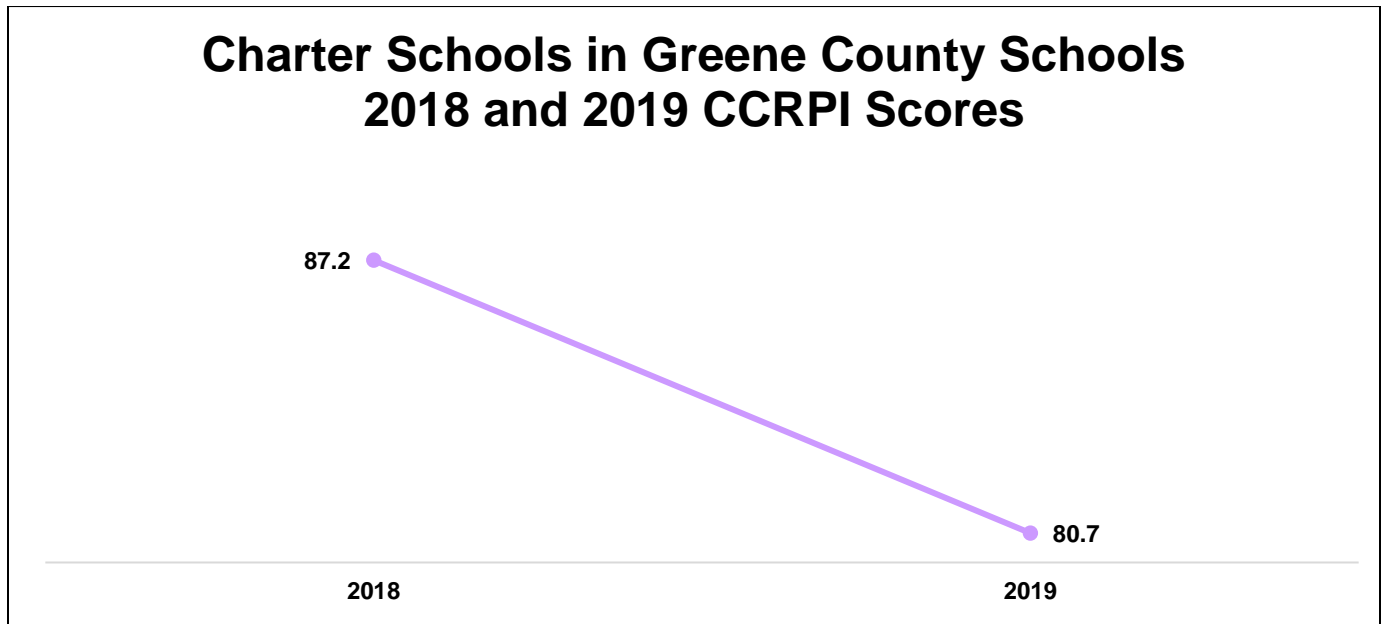
Charter School	Charter Type	Year Charter Opened	Current Charter Start	Current Charter End	Grades Served in 2019-20
Lake Oconee Academy	Start-up	2007	7/1/2016	6/30/2024	K-12

Charter School Student Demographics within Greene County Schools:

Name	Total	White		Black		Hispanic		Asian		Multi	
		#	%	#	%	#	%	#	%	#	%
Greene County	1,631	183	11%	1,065	65%	297	18%	32	2%	54	3%
Lake Oconee Academy	1,013	772	76%	97	10%	97	10%	0	0%	47	5%

CCRPI Scores for Charter Schools in Greene County Schools:

School Name	2012	2013	2014	2015	2016	2017	2018	2019
Lake Oconee Academy	90.4	92.3	91.2	84.2	87.0	83.3	87.2	80.7



Charter Schools Authorized by Gwinnett County Schools:

Number of Non-Charter Schools in the System: 136

Number of Charter Schools: 2 – 2 locally-approved start-up charter school

2019 – 2020 Enrollment: Gwinnett – Charter Schools: 1,013 Non-Charter Schools: 1,631

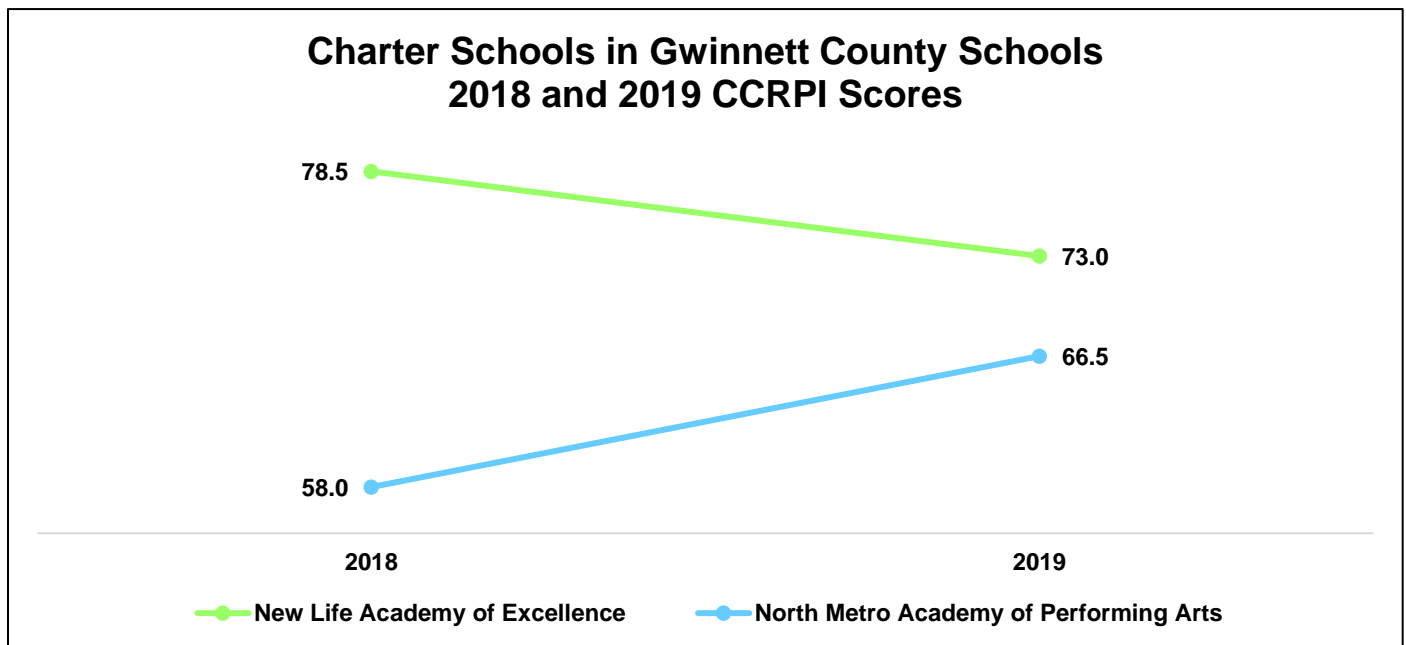
Charter School	Charter Type	Year Charter Opened	Current Charter Start	Current Charter End	Grades Served in 2019-20
New Life Academy of Excellence	Start-up	2011	7/1/2019	6/30/2024	K-8
North Metro Academy for Performing Arts	Start-up	2007	7/1/2014	6/30/2020	K-8

Charter School Student Demographics within Greene County Schools:

Name	Total	White		Black		Hispanic		Asian		Multi	
		#	%	#	%	#	%	#	%	#	%
Gwinnett County	179,780	37,725	21%	56,820	32%	57,924	32%	19,625	11%	7,219	4%
New Life	494	0	0%	385	78%	109	22%	0	0%	0	0%
North Metro	315	0	0%	279	89%	36	11%	0	0%	0	0%

CCRPI Scores for Charter Schools in Gwinnett County Schools:

School Name	2012	2013	2014	2015	2016	2017	2018	2019
New Life	82.2	82.1	78.7	64.3	77.4	74.8	78.5	73.0
North Metro				45.9	53.6	67.5	58.0	66.5



Charter Schools Authorized by Muscogee County Schools:

Number of Non-Charter Schools in the System: 53

Number of Charter Schools: 1 – 1 locally-approved conversion charter school

2019 – 2020 Enrollment: Muscogee – Charter Schools: 453

Non-Charter Schools: 1,661

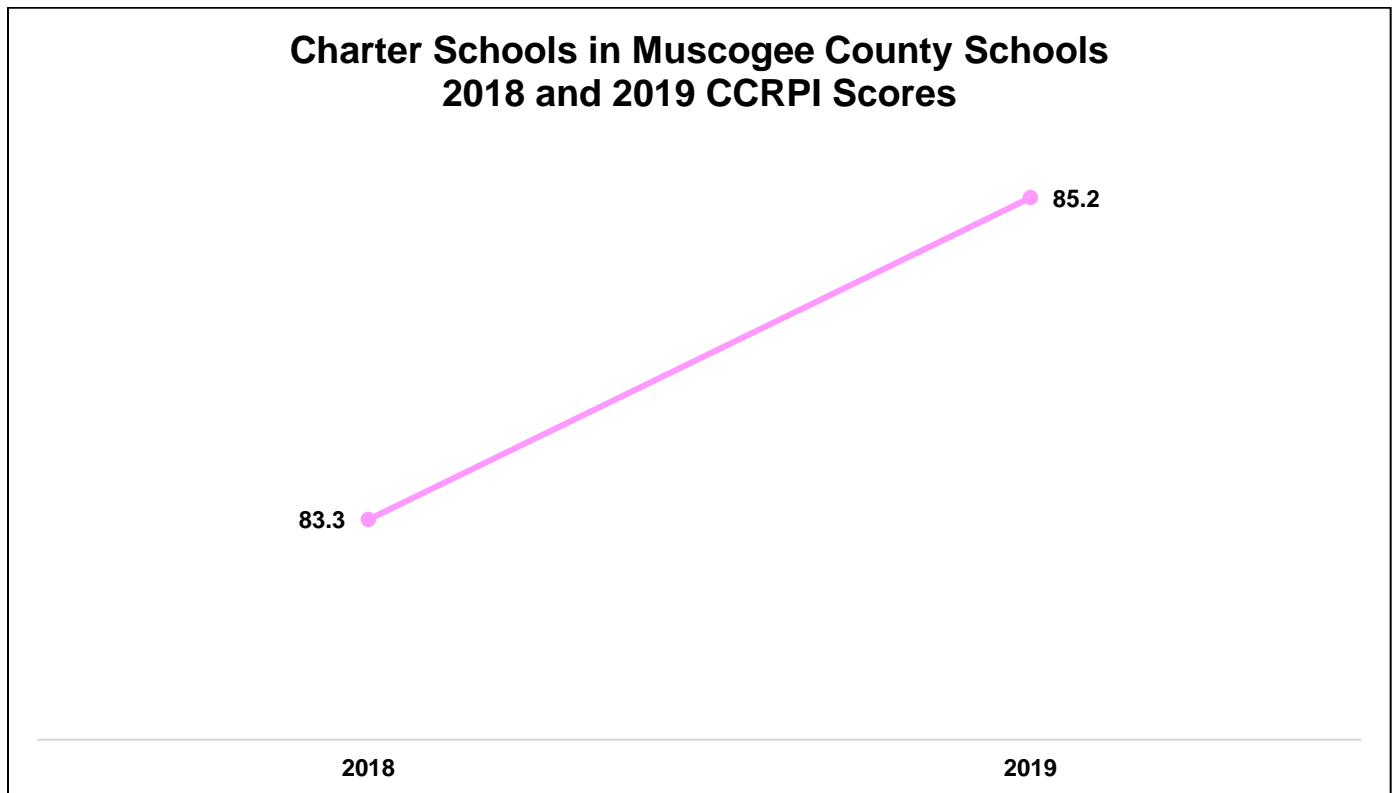
Charter School	Charter Type	Year Charter Opened	Current Charter Start	Current Charter End	Grades Served in 2019-20
Clubview Elementary School	Conversion	2006	7/1/2016	6/30/2021	K-5

Charter School Student Demographics within Muscogee County Schools:

Name	Total	White		Black		Hispanic		Asian		Multi	
		#	%	#	%	#	%	#	%	#	%
Muscogee County	31,280	7,339	23%	18,226	58%	874	3%	0	0%	1,661	5%
Clubview	453	254	56%	159	35%	0	0%	0	0%	40	9%

CCRPI Scores for Charter Schools in Muscogee County Schools:

School Name	2012	2013	2014	2015	2016	2017	2018	2019
Clubview Elementary	78.4	80.9	83.3	74.0	75.2	77.4	83.3	85.2



Charter Schools Authorized by Sumter County Schools:

Number of Non-Charter Schools in the System: 6

Number of Charter Schools: 1 – 1 locally-approved conversion charter school

2019 – 2020 Enrollment: Sumter – Charter Schools: 453

Non-Charter Schools: 1,661

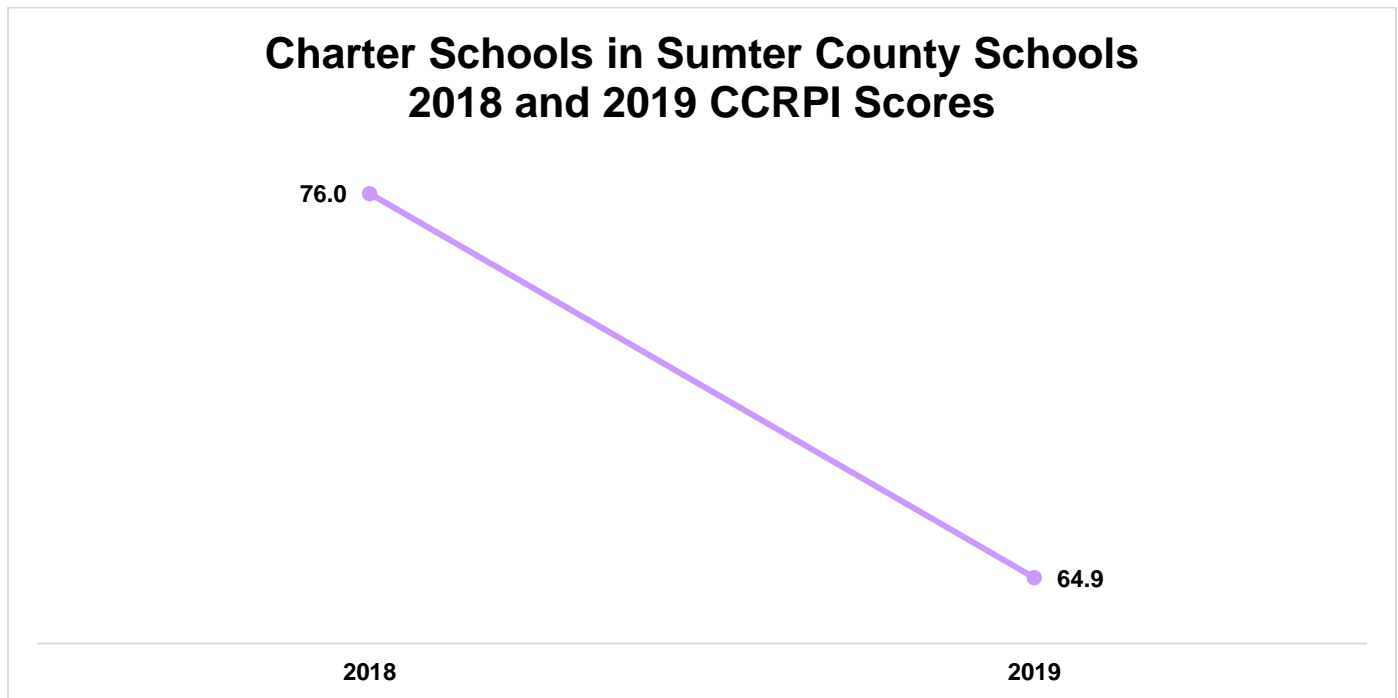
Charter School	Charter Type	Year Charter Opened	Current Charter Start	Current Charter End	Grades Served in 2019-20
Furlow Charter School	Start-up	2015	7/1/2015	6/30/2020	K-12

Charter School Student Demographics within Sumter County Schools:

Name	Total	White		Black		Hispanic		Asian		Multi	
		#	%	#	%	#	%	#	%	#	%
Sumter County	3,836	271	7%	3,004	78%	466	12%	0	0%	95	2%
Furlow	539	361	67%	91	17%	87	16%	0	0%	0	0%

CCRPI Scores for Charter Schools in Sumter County Schools:

School Name	2016	2017	2018	2019
Furlow Charter School	53.5	69.8	76.0	64.9



Charter Schools Authorized by Thomas County Schools:

Number of Non-Charter Schools in the System: 6

Number of Charter Schools: 1 – 1 locally-approved conversion charter school

2019 – 2020 Enrollment: Thomas – Charter Schools: 195

Non-Charter Schools: 5,606

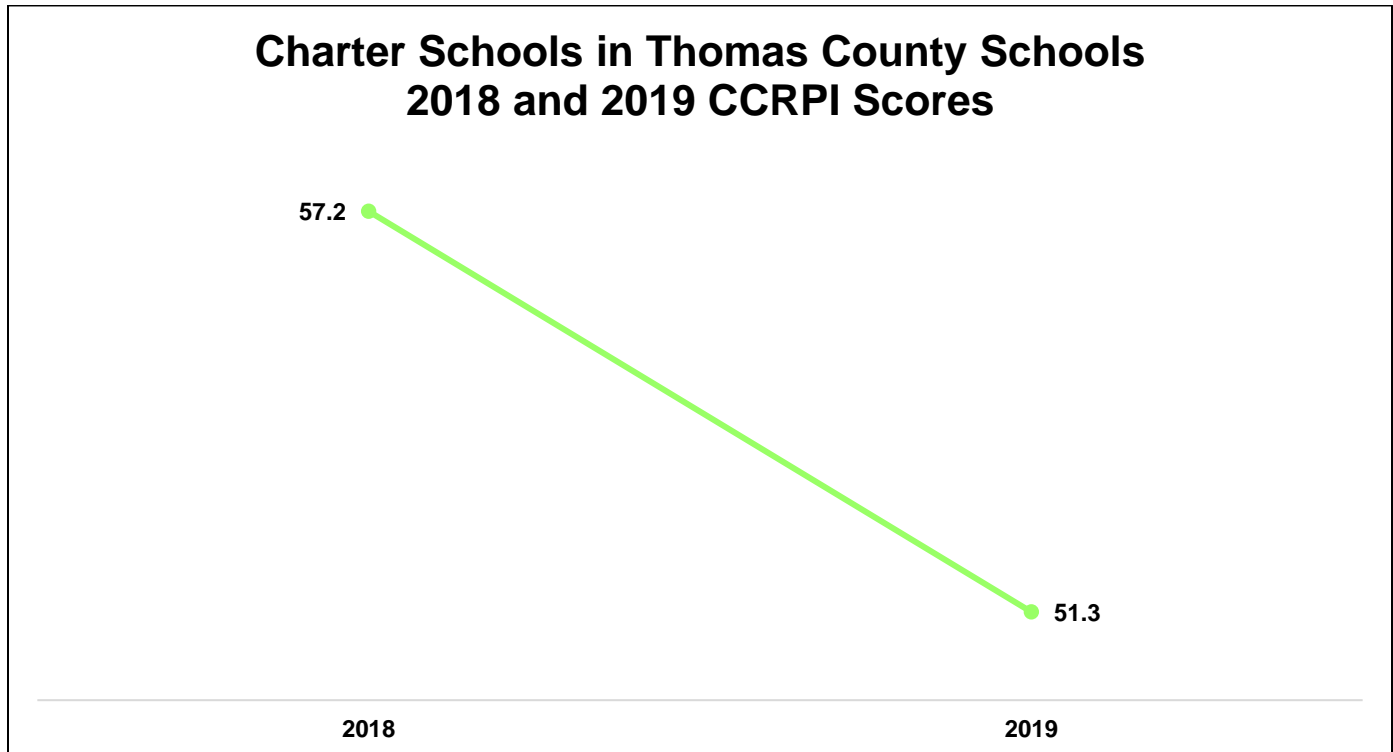
Charter School	Charter Type	Year Charter Opened	Current Charter Start	Current Charter End	Grades Served in 2019-20
Bishop Hall Charter School	Start-up	1999	7/1/2019	6/30/2024	9-12

Charter School Student Demographics within Thomas County Schools:

Name	Total	White		Black		Hispanic		Asian		Multi	
		#	%	#	%	#	%	#	%	#	%
Thomas County	5,606	2,948	53%	2,000	36%	416	7%	44	1%	198	4%
Bishop Hall	195	134	69%	61	31%	0	0%	0	0%	0	0%

CCRPI Scores for Charter Schools in Thomas County Schools:

School Name	2012	2013	2014	2015	2016	2017	2018	2019
Bishop Hall	36.6	27.8	41.2	45.2	50.0	56.9	57.2	51.3



Charter Schools Authorized by State Charter School Commission

Number of Charter Schools: 33

2019 – 2020 Enrollment: 32,565

Charter School	County / District Served	Year Charter Opened	Current Charter Start	Charter End	Grades Served in 2019-20
Academy for Classical Education	Bibb	2014	7/1/2019	6/30/2024	K-11
Atlanta Heights Charter School	APS	2010	7/1/2018	6/30/2021	K-8
Baconton Community Charter School	Mitchell	2000	7/1/2016	6/30/2021	PK-12
Brookhaven Innovation Academy	DeKalb/ Statewide	2016	7/1/2016	6/30/2021	K-6
Cherokee Charter Academy	Cherokee	2011	7/1/2018	6/30/2023	K-8
Cirrus Academy Charter School	Statewide	2015	7/1/2015	6/30/2020	K-8
Coastal Plains Charter High School	Candler	2017	7/1/2017	6/30/2022	9-12
Coweta Charter Academy	Coweta	2010	7/1/2018	6/30/2023	K-8
DuBois Integrity Academy	Clayton	2015	7/1/2015	6/30/2020	K-5
Ethos Classical	APS	2019	7/1/2019	6/30/2024	K-5
Foothills Charter High School	Madison	2015	7/1/2015	6/30/2020	9-12
Fulton Leadership Academy	Fulton	2010	7/1/2018	6/30/2023	6-12
Genesis Academy for Boys	Statewide	2017	7/1/2017	6/30/2022	K-8
Genesis Academy for Girls	Statewide	2017	7/1/2017	6/30/2022	K-8
Georgia Connections Academy	Statewide	2011	7/1/2018	6/30/2021	6-12
Georgia Cyber Academy	Statewide	2014	7/1/2014	6/30/2020	K-12
Georgia School for Innovation & the Classics	Richmond/ Statewide	2015	7/1/2015	6/30/2020	K-8
International Academy of Smyrna	Cobb	2006	7/1/2017	6/30/2020	K-8
International Charter Academy of Georgia	Statewide	2019	7/1/2018	6/30/2023	K-5
International Charter School of Atlanta	Fulton/ Statewide	2015	7/1/2015	6/30/2020	K-5
Ivy Preparatory Academy at Kirkwood	DeKalb	2011	7/1/2018	6/30/2021	K-8

Charter School	County / District Served	Year Charter Opened	Current Charter Start	Charter End	Grades Served in 2019-20
Liberty Tech Charter School	Fayette/ Statewide	2016	7/1/2016	6/30/2021	3-8
Mountain Education Center	Elbert	2007	7/1/2013	6/30/2023	9-12
Odyssey School	Coweta	2004	7/1/2014	6/30/2020	K-8
Pataula Charter Academy	Baker, Clay, Calhoun, Early, Randolph	2010	7/1/2018	6/30/2023	K-12
Resurgence Hall	Fulton	2017	7/1/2017	6/30/2022	K-8
School for Arts-Infused Learning (SAIL)	Statewide	2017	7/1/2017	6/30/2022	K-6
Scintilla Charter Academy	Lowndes, Valdosta City	2015	7/1/2015	6/30/2020	K-5
SLAM Academy of Atlanta	APS	2019	7/1/2018	6/30/2023	K-12
Southwest Georgia STEM	Randolph/ Statewide	2016	7/1/2016	6/30/2021	K-5
Spring Creek Charter Academy	Decatur, Miller, Seminole	2019	7/1/2019	6/30/2024	K-12
Statesboro STEAM	Bullock	2002	7/1/2016	6/30/2021	6-12
Utopian Academy for the Arts	Clayton	2014	7/1/2014	6/30/2020	6-8

Charter School Student Demographics within State Charter School Commission:

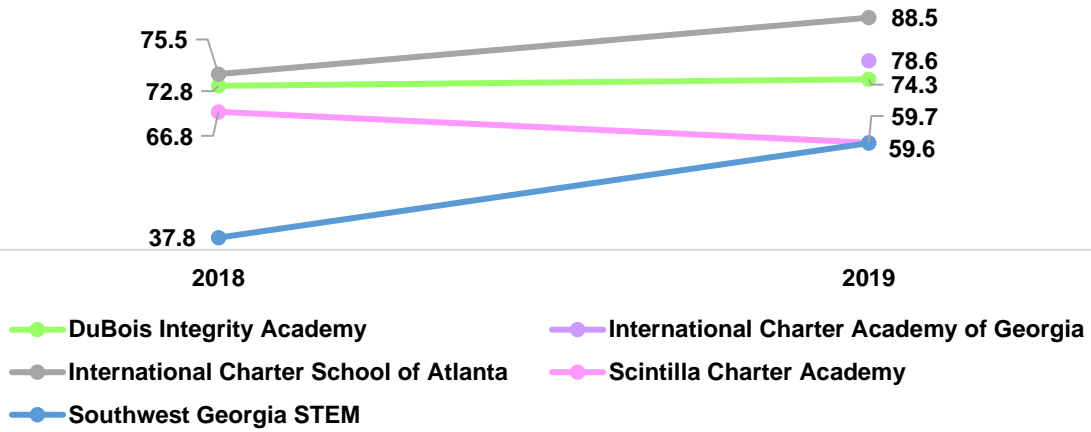
Name	Total	White		Black		Hispanic		Asian		Multi	
		#	%	#	%	#	%	#	%	#	%
Academy for Classical Education	1,767	1,251	71%	265	15%	61	3%	143	8%	47	3%
Atlanta Heights Charter School	710	0	0%	679	96%	31	4%	0	0%	0	0%
Baconton Community Charter School	849	633	75%	150	18%	66	8%	0	0%	0	0%
Brookhaven Innovation Academy	490	125	26%	209	43%	106	22%	0	0%	50	10%
Cherokee Charter Academy	604	369	61%	124	21%	111	18%	0	0%	0	0%
Cirrus Academy Charter School	483	0	0%	483	100%	0	0%	0	0%	0	0%
Coastal Plains Charter High School	1,169	637	54%	343	29%	137	12%	0	0%	52	4%
Coweta Charter Academy	762	542	71%	121	16%	58	8%	0	0%	41	5%
DuBois Integrity Academy	773	0	0%	773	100%	0	0%	0	0%	0	0%
Ethos Classical	121	0	0%	121	100%	0	0%	0	0%	0	0%
Foothills Charter High School	1,850	942	51%	667	36%	194	10%	0	0%	47	3%
Fulton Leadership Academy	283	0	0%	283	100%	0	0%	0	0%	0	0%
Genesis Academy for Boys	315	0	0%	293	93%	22	7%	0	0%	0	0%
Genesis Academy for Girls	317	0	0%	317	100%	0	0%	0	0%	0	0%
Georgia Connections Academy	4,620	2,174	47%	1,633	35%	412	9%	104	2%	297	6%
Georgia Cyber Academy	9,158	3,917	43%	3,657	40%	755	8%	197	2%	632	7%
Georgia School for Innovation & the Classics	683	501	73%	119	17%	45	7%	0	0%	18	3%

Name	Total	White		Black		Hispanic		Asian		Multi	
		#	%	#	%	#	%	#	%	#	%
International Academy of Smyrna	396	0	0%	306	77%	90	23%	0	0%	0	0%
International Charter Academy of Georgia	135	0	0%	40	30%	0	0%	52	39%	43	32%
International Charter School of Atlanta	788	294	37%	186	24%	176	22%	61	8%	71	9%
Ivy Preparatory Academy at Kirkwood	486	0	0%	459	94%	27	6%	0	0%	0	0%
Liberty Tech Charter School	385	242	63%	107	28%	36	9%	0	0%	0	0%
Mountain Education Center	2,077	1,639	79%	852	4%	315	15%	0	0%	41	2%
Odyssey School	328	165	50%	132	40%	15	5%	0	0%	16	5%
Pataula Charter Academy	550	359	65%	155	28%	36	7%	0	0%	0	0%
Resurgence Hall	272	0	0%	272	100%	0	0%	0	0%	0	0%
School for Arts-Infused Learning (SAIL)	542	390	72%	78	14%	59	11%	0	0%	15	3%
Scintilla Charter Academy	545	331	61%	195	36%	0	0%	0	0%	19	3%
SLAM Academy of Atlanta	101	0	0%	101	100%	0	0%	0	0%	0	0%
Southwest Georgia STEM	331	264	80%	67	20%	0	0%	0	0%	0	0%
Spring Creek Charter Academy	270	201	74%	69	26%	0	0%	0	0%	0	0%
Statesboro STEAM	159	112	70%	47	30%	0	0%	0	0%	0	0%
Utopian Academy for the Arts	246	0	0%	246	100%	0	0%	0	0%	0	0%

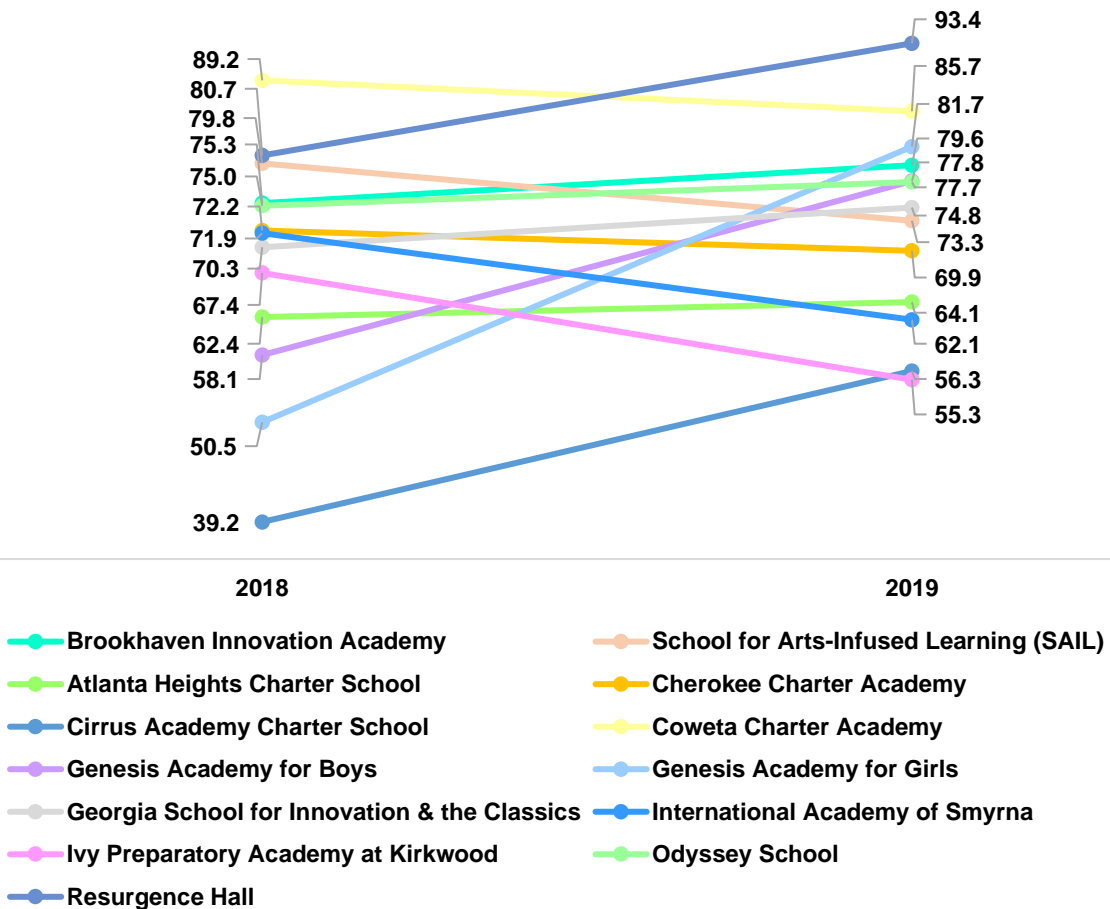
State Charter Schools CCRPI Compared to the State:

School Name	2012	2013	2014	2015	2016	2017	2018	2019
Academy for Classical Education				67.8	78.3	81.6	86.5	92.6
Atlanta Heights Charter School	56.8	58.2	56.8	57.9	57.5	64.3	62.4	64.1
Baconton Community Charter School	78.0	76.0	77.4	75.0	76.6	78.3	76.0	64.5
Brookhaven Innovation Academy						54.5	75.3	79.6
Cherokee Charter Academy	73.4	78.3	77.6	71.7	74.8	73.2	72.2	69.9
Cirrus Academy Charter School						42.4	39.2	56.3
Coastal Plains Charter High School							31.6	57.6
Coweta Charter Academy	83.1	74.4	81.6	72.9	72.9	82.4	89.2	85.7
DuBois Integrity Academy					33.3	67.0	72.8	74.3
Foothills Charter High School					46.2	48.0	56.1	55.7
Fulton Leadership Academy	81.8	85.0	76.4	66.0	61.2	69.9	64.7	58.6
Genesis Academy for Boys							58.1	77.8
Genesis Academy for Girls							50.5	81.7
Georgia Connections Academy	47.9	63.8	57.2	61.7	60.4	63.8	73.1	69.2
Georgia Cyber Academy				61.4	58.5	61.9	60.2	68.1
Georgia School for Innovation & the Classics					54.4	71.8	70.3	74.8
International Academy of Smyrna	72.3	79.2	74.7	69.7	56.7	61.3	71.9	62.1
International Charter Academy of Georgia								78.6
International Charter School of Atlanta					70.1	77.5	75.5	88.5
Ivy Preparatory Academy at Kirkwood		73.3	76.3	71.1	56.3	58.2	67.4	55.3
Liberty Tech Charter School						73.0	66.9	79.8
Mountain Education Center	57.5	57.4	51.1	63.7	55.0	63.9	48.8	51.6
Odyssey School	58.8	62.2	57.9	64.1	71.0	73.5	75.0	77.7
Pataula Charter Academy	78.9	72.7	75.4	71.4	72.4	74.0	78.4	70.6
Resurgence Hall							80.7	93.4
School for Arts-Infused Learning (SAIL)							79.8	73.3
Scintilla Charter Academy					51.8	64.7	66.8	59.7
SLAM Academy of Atlanta								55.8
Southwest Georgia STEM							37.8	59.6
Statesboro STEAM	68.8	76.1	60.4	69.2	64.3	69.8	70.1	82.0
Utopian Academy for the Arts				63.8	57.9	55.0	81.7	69.1

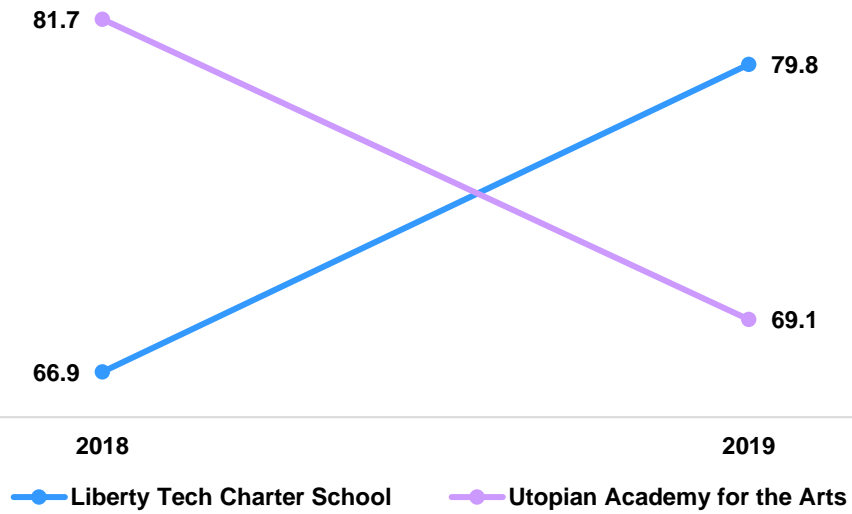
State Charter Schools Serving Grades K-5 2018 & 2019 CCRPI Scores



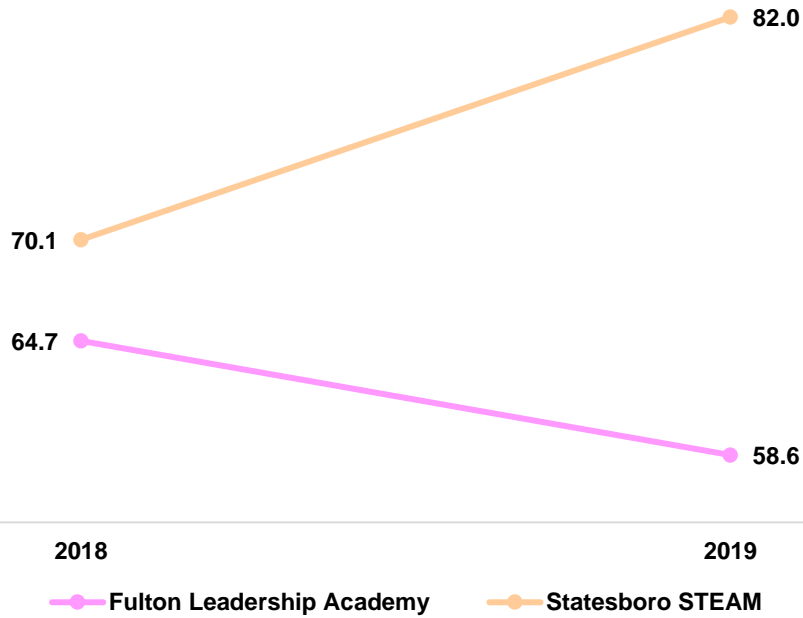
State Charter Schools Serving Grades K-8 2018 & 2019 CCRPI Scores



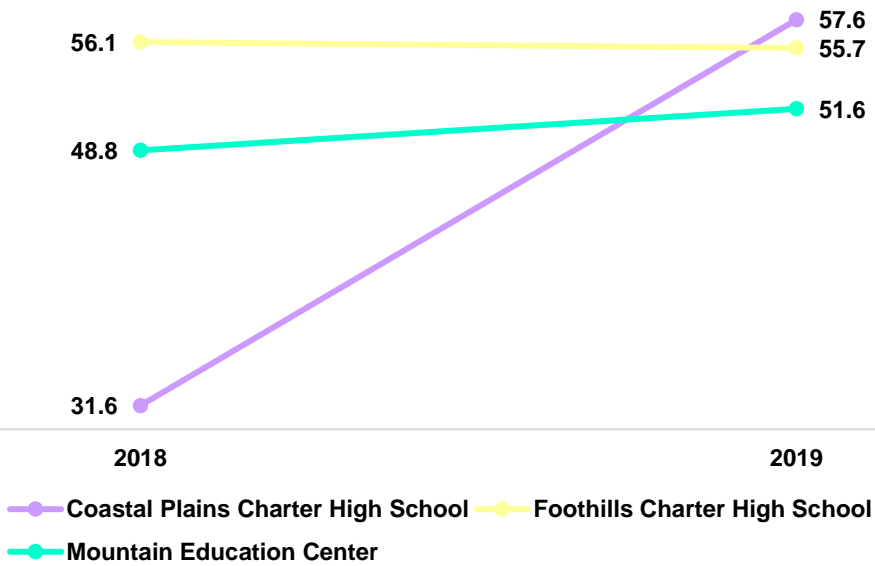
State Charter Schools Serving Grades 6-8 2018 & 2019 CCRPI Scores



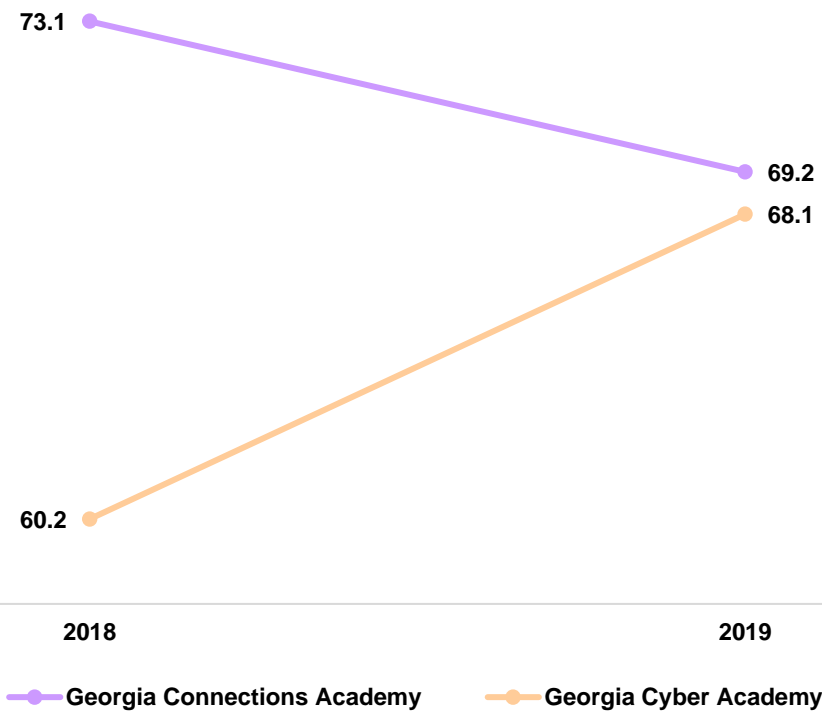
State Charter Schools Serving Grades 6-12 2018 & 2019 CCRPI Scores



State Charter Schools Serving Grades 9-12 2018 & 2019 CCRPI Scores



State Charter Schools Serving Virtual Students 2018 & 2019 CCRPI Scores



Acknowledgements

A special thank you from the GaDOE District Flexibility and Charter Schools Division to the following individuals and teams for their contributions to this report.

State Board of Education District Flexibility and Charter Schools Committee

Mr. Kevin Boyd, Chair
Mr. Scott Johnson (State Board Chair)
Ms. Lisa Kinnemore
Mr. Trey Allen
Mr. Scott Sweeny

Georgia Department of Education

Richard Woods, State Superintendent
Dr. Xiaoying Wu, Education Statistics Analyst, Policy Division
Mr. Mark Vignati, Systems Analyst, Office of Technology Services

District Flexibility and Charter Schools Division

District Flexibility & Charter Schools Division

Ms. Tiffany Taylor, Deputy Superintendent
Mr. Louis Erste, Associate Superintendent
Mr. Allen Mueller, Director
Ms. Yoshana Hill, Staff Attorney
Ms. Kerry Pritchard, Accountability Manager
Mr. Kim Wiggins, Grants & Financial Manager

Contact Information

District Flexibility and Charter Schools Division
Georgia Department of Education
2053 Twin Towers East
205 Jesse Hill Jr. Dr. SE
Atlanta, Georgia 30334-5040
(404) 657-0515
(404) 657-6978 (Fax)