

# Local Assessment Teacher User Guide

---



**Georgia Department of Education**

**Richard Woods, Georgia's School Superintendent**  
*"Educating Georgia's Future"*

# Accessing Local Assessment

1. Log on to your Student Information System (SIS).
2. Select the Statewide Longitudinal Data System (SLDS) link. The SLDS window is displayed.

**Dundee School System**

SLDS Resources Resources 2 IEP Usage Reports Growth Model L A Status PD GOFAR Gifted Eligibility TestPAD E

Quick Links: [TeacherDashboard](#)

Period: ALL View Report

1 of 1 Find | Next

Welcome Barra, Buck C - Drummond Middle School - Dundee District Monday, April 17, 2017

**My Schedule** 2016-2017 Active [2016-2017 Inactive](#) [2015-2016](#)

2016-2017 Active Schedule Students Enrolled

Year Long	Students Enrolled
23. English Language Arts - 23.01 Language Arts, General, Middle Grades (6-8)	6
<a href="#">Language Arts/Grade 7 - Section 181 (23.8120000)</a>	6
26. Life Sciences - 26.01 Biology, General	4
<a href="#">Science (Grade 7) - Section 381 (26.9110000)</a>	4
27. Mathematics - 27.02 Mathematics/General Middle Grades (6-8)	5
<a href="#">Mathematics/Grade 7 - Section 281 (27.8220000)</a>	5
Locally Defined - Locally Defined	11
<a href="#">Locally Defined - Section 071 (00.0000099)</a>	11

**Attendance Tracker**

Attendance 2015 - 2016

■ Zero Absences  
■ 1 to 5 Absences  
■ 6 to 10 Absences  
■ > 10 Absences

Category	Zero Absences	1 to 5 Absences	6 to 10 Absences	> 10 Absences
Classroom	33%	45%	29%	8%
State	13%	43%	24%	20%

% of Students by Category


**Statewide Test Results**

[Classroom Lexile](#)

Current Grade	Classroom Lexile Performance
07	<div style="display: flex; align-items: center;"> <div style="width: 82%; background-color: red; margin-right: 5px;"></div> <div style="width: 18%; background-color: green; margin-right: 5px;"></div> <div style="margin-left: 10px;"> <p style="font-size: small;"> <span style="color: red;">■</span> &lt; 970  <span style="color: green;">■</span> 970 - 1120  <span style="color: yellow;">■</span> &gt; 1120                             </p> </div> </div>
08	<div style="display: flex; align-items: center;"> <div style="width: 100%; background-color: red; margin-right: 5px;"></div> <div style="margin-left: 10px;"> <p style="font-size: small;"> <span style="color: red;">■</span> &lt; 1010  <span style="color: green;">■</span> 1010 - 1185  <span style="color: yellow;">■</span> &gt; 1185                             </p> </div> </div>

[Additional Information about Lexiles](#)

Scroll down (near the bottom of the dashboard) and select the **Local Assessment Classroom Performance** link.



## Local Assessment Teacher User Guide

The assessments available to you are displayed. You can hold your mouse over each achievement band for additional information.

SLDS	GUIDE	Groups	Resources	Learning Tool	Growth Model	LOR	L A Status	PD	GOFAR
------	-------	--------	-----------	---------------	--------------	-----	------------	----	-------

Quick Links: [TeacherDashboard](#)

MAP ACT - Winter 2016-2017 <small>(Data as of 3/26/2017)</small>	Rubric Description	Achievement%
<b>Mathematics</b>	ACT College Readiness	1-100
<b>Reading</b>	ACT College Readiness	1-91 <span style="float: right;">3-9</span>
<b>Language</b>	No Detailed Data Available	
<b>Science</b>	No Detailed Data Available	
MAP GA Milestones - Winter 2016-2017 <small>(Data as of 3/26/2017)</small>	Rubric Description	Achievement%
<b>Mathematics</b>	Georgia Milestones Assessment System	1-83 <span style="float: right;">2-17</span>
<b>Reading</b>	Georgia Milestones Assessment System	1-82 <span style="float: right;">2-9 3-9</span>
<b>Language</b>	No Detailed Data Available	
<b>Science</b>	No Detailed Data Available	
MAP Status Percentile - Winter 2016-2017 <small>(Data as of 3/26/2017)</small>	Rubric Description	Achievement%
<b>Mathematics</b>	Status Percentile	1-83 <span style="float: right;">2-17</span>
<b>Reading</b>	Status Percentile	1-73 <span style="float: right;">2-9 3-9 5-9</span>
<b>Language</b>	No Detailed Data Available	
<b>Science</b>	No Detailed Data Available	

**Legend**

MAP ACT - Winter 2016-2017(Data as of 3/26/2017)

[More Details](#)

<b>ACT College Readiness</b>	1-Not On Track	2-On Track 22	3-On Track 24
------------------------------	----------------	---------------	---------------

Click Here to Get More Details on MAP ACT

MAP GA Milestones - Winter 2016-2017(Data as of 3/26/2017)

[More Details](#)

<b>Georgia Milestones Assessment System</b>	1-Beginning Learner	2-Developing Learner	3-Proficient Learner	4-Distinguished Learner
---	---------------------	----------------------	----------------------	-------------------------

Click Here to Get More Details on MAP GA Milestones

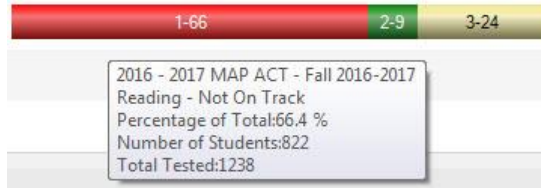
MAP Status Percentile - Winter 2016-2017(Data as of 3/26/2017)

[More Details](#)


<b>Status Percentile</b>	1-1 to 20%	2-21 to 40%	3-41 to 60%	4-61 to 80%	5-81 to 99%
--------------------------	------------	-------------	-------------	-------------	-------------

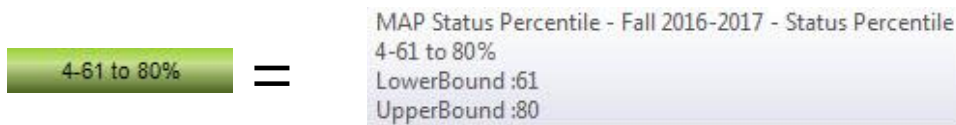
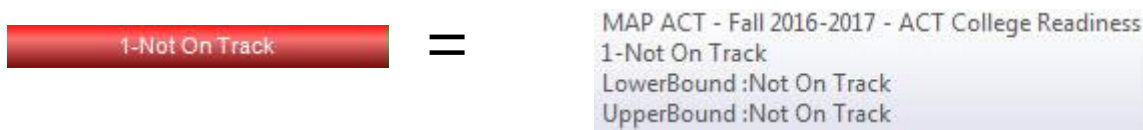
Click Here to Get More Details on MAP Status Percentile





## Legend

The **Legend** link  at the bottom of the assessment provides a description of the achievement band for each specific assessment. Each assessment has a specific set of achievement bands and associated descriptions. Hold your mouse over each band to view the detailed description of that band.



## Local Assessment Teacher User Guide

MAP ACT - Winter 2016-2017 (Data as of 3/26/2017)		Rubric Description	Achievement%
Mathematics	ACT College Readiness		
Reading	ACT College Readiness		
Language	No Detailed Data Available		
Science	No Detailed Data Available		
MAP GA Milestones - Winter 2016-2017 (Data as of 3/26/2017)		Rubric Description	Achievement%
Mathematics	Georgia Milestones Assessment System		
Reading	Georgia Milestones Assessment System		
Language	No Detailed Data Available		
Science	No Detailed Data Available		
MAP Status Percentile - Winter 2016-2017 (Data as of 3/26/2017)		Rubric Description	Achievement%
Mathematics	Status Percentile		
Reading	Status Percentile		
Language	No Detailed Data Available		
Science	No Detailed Data Available		

- [SLDS](#)
- [GUIDE](#)
- [Groups](#)
- [Resources](#)
- [Learning Tool](#)
- [TKES](#)
- [ODS Reports](#)
- [IIS Dashboard](#)
- [Growth Model](#)
- [LOR](#)
- [LOR Dashboard](#)
- [PD](#)

Quick Links: [TeacherDashboard](#)

Achievement Level:  Measure Name:

1 of 1 Find | Next

MAP Status Percentile - Winter 2016-2017 (2016 - 2017) (Data as of 3/26/2017)  
Mathematics (21 to 40%)

Student Name	GTID	Grade	Assessment Date	Mathematics		
				TestPercentile_Math	ProjectedProficiencyLevel1_Math	ProjectedProficiencyLevel2_Math
<a href="#">Summer, Angeline</a>	0000000001	08	08/09/2016	39	Not On Track	Developing Learner
<a href="#">Wilson, Adam</a>	0000000002	08	08/09/2016	25	Not On Track	Beginning Learner
<a href="#">Flowers, Madison</a>	0000000003	08	08/09/2016	23	Not On Track	Beginning Learner

## Local Assessment Teacher User Guide

- Click on a student to view detailed assessment information for that student.
- Navigate through the data by using the **Achievement Level** filter. Click the **View Report** button to generate the report.
- Filter data by using the **Measure Name** filter. Click the **View Report** button to generate the report.
- Click on a student's link to go to their profile page.

SLDS
GUIDE
Groups
Resources
Learning Tool
TKES
ODS Reports
IIS Dashboard
Growth Model
LOR
LOR Dashboard
PD
GOFAR
Gifted Eligibility
Backpa

Quick Links: [TeacherDashboard](#)

Achievement Level: 41 to 60%

- 1 to 20%
- 21 to 40%
- 41 to 60%
- 61 to 80%
- 81 to 99%

Measure Name: TestType\_Math, TestName\_Math,

- (Select All)
- TestType\_Math
- TestName\_Math
- TestStartDate\_Math
- TestDurationMinutes\_Math
- TestRITScore\_Math
- TestStandardError\_Math

View Report

MAP Status P Mathematics (41 to 60%) 17 (2016 - 2017)

Student Name	GTID	Grade	Date	Score	Proficiency Level 1	Proficiency Level 2	Study 1	Projected P
Summer, Angeline	0000000001	07	08/09/2016	42	Not On Track	Developing Learner	ACT College Readiness (Spring)	Georgia M System (S

Student Profile for Summer, Angeline M/GTID:000000001  
(as of school year 2016-2017)

<< [Next](#) >>

**Demographics**

Name: Summer, Angeline<sup>3</sup>

Grade: 07<sup>3</sup>

Gender: female<sup>4</sup>

Ethnicity: white, not of hispanic origin<sup>4</sup>

Birth Date: 6/15/2004<sup>4</sup>

**Attendance**

Year	Days Absent
2010	26
2011	10
2012	0
2013	9
2014	10
2015	9
2016	4

<sup>1</sup>This information is from Student Record 2016

<sup>3</sup>Student Class File last received on: 11/16/2016

<sup>4</sup>FTE File last received on: 11/15/2016

**Local Assessments**

2016 - 2017

Assessment	Rubric Description	Achievement
<b>Dundee District MAP ACT - Winter 2016-2017</b> (Data as of 3/26/2017)		
Mathematics	ACT College Readiness	3-On Track 24
Reading	ACT College Readiness	1-Not On Track
Language	No Detailed Data Available	
Science	No Detailed Data Available	
<b>Dundee District MAP GA Milestones - Winter 2016-2017</b> (Data as of 3/26/2017)		
Mathematics	Georgia Milestones Assessment System	3-Proficient Learner
Reading	Georgia Milestones Assessment System	2-Developing Learner
Language	No Detailed Data Available	
Science	No Detailed Data Available	
<b>Dundee District MAP Status Percentile - Winter 2016-2017</b> (Data as of 3/26/2017)		
Mathematics	Status Percentile	5-83
Reading	Status Percentile	4-66
Language	No Detailed Data Available	
Science	No Detailed Data Available	

Legend (2016 - 2017)

Dundee District MAP ACT - Winter 2016-2017(Data as of 3/26/2017) [More Details](#)

ACT College Readiness	1-Not On Track	2-On Track 22	3-On Track 24
-----------------------	----------------	---------------	---------------

Dundee District MAP GA Milestones - Winter 2016-2017(Data as of 3/26/2017) [More Details](#)

Georgia Milestones Assessment System	1-Beginning Learner	2-Developing Learner	3-Proficient Learner	4-Distinguished Learner
--------------------------------------	---------------------	----------------------	----------------------	-------------------------

Dundee District MAP Status Percentile - Winter 2016-2017(Data as of 3/26/2017) [More Details](#)

Status Percentile	1-1 to 20%	2-21 to 40%	3-41 to 60%	4-61 to 80%	5-81 to 99%
-------------------	------------	-------------	-------------	-------------	-------------



## Local Assessment Teacher User Guide

MAP Status Percentile - Winter 2016-2017 (2016 - 2017) (Data as of 3/26/2017)  
Mathematics (21 to 40%)

Student Name ▾	GTID ▾	Grade ▾	Assessment Date ▾	Mathematics		
				TestPercentile_Math	ProjectedProficiencyLevel1_Math	ProjectedProficiencyLevel2_Math
Summer, Angeline	0000000001	07	08/09/2016	29	Not On Track	Developing Learner