

Local Assessment School User Guide



Georgia Department of Education

Richard Woods, Georgia's School Superintendent
"Educating Georgia's Future"

Table of Contents

- Introduction 3
- Accessing Local Assessment..... 3
- Dashboards 4
 - Operational 4
 - Legend..... 5
 - Historical 9
 - Legend..... 10

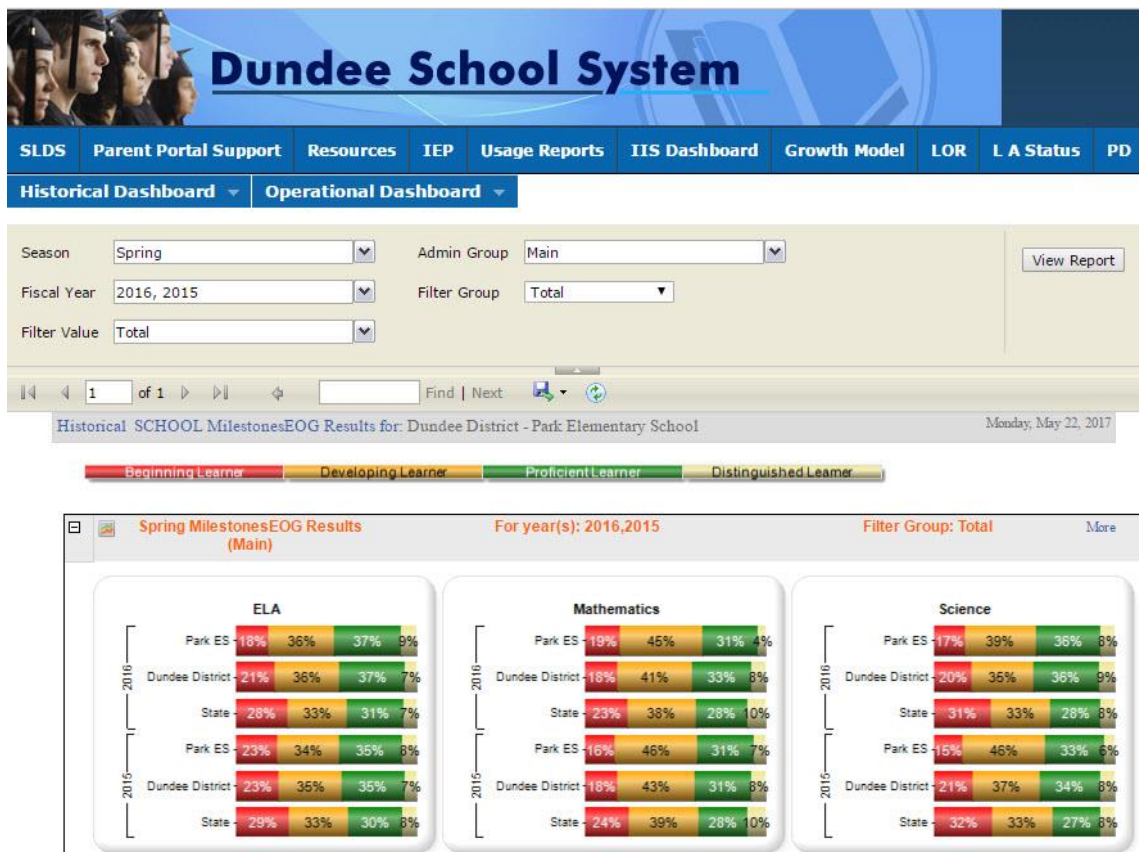
Introduction


The Local Assessment web application provides student assessment data for districts, schools, and teachers. The addition of the Local Assessment web application tells a more complete story about the academic performance of students.

This document provides information on accessing and understanding the features of Local Assessment.

Accessing Local Assessment


1. Log on to your Student Information System (SIS).
2. Select the Statewide Longitudinal Data System (SLDS) link. The SLDS window is displayed.



 This is the default view for the school dashboard. Your dashboard may differ according to the permissions afforded you by your district.

Dashboards

Within Local Assessment you can view assessment data from two perspectives, historical and operational.

 The school user role can only view assessment data associated with their school.


Operational

The operational dashboard provides assessment data for students that are currently enrolled in classes within their district or school. To view assessment data, hover your mouse over the **Operational Dashboard** button. Click on the **Local Assessment** button.



The screenshot shows the Dundee School System dashboard. At the top, there is a navigation bar with buttons for SLDS, Parent Portal Support, Resources, IEP, Usage Reports, IIS Dashboard, Growth Model, LOR, L A Status, and PD. Below this, there are two main dashboard options: Historical Dashboard and Operational Dashboard. The Operational Dashboard is selected, and a dropdown menu is open, showing options for Assessment, GAVL Enrollment, Local Assessment (highlighted), and GOFAR Assessment. The main content area shows filters for Season (Spring), Fiscal Year (2016, 2015), Filter Value (Total), Admin Group (Main), and Filter Group (Total). A View Report button is visible on the right. At the bottom, there is a breadcrumb trail: Historical SCHOOL Milestones EOG Results for: Dundee District - Park Elementary School, and the date Monday, May 22, 2017.

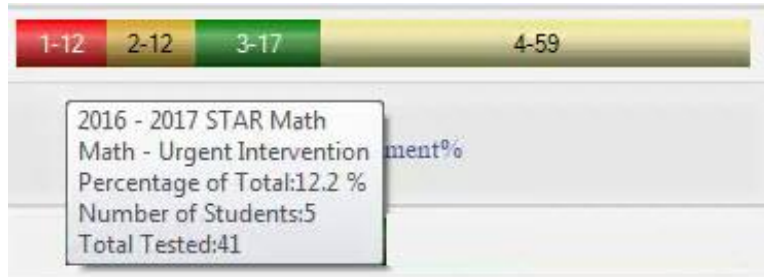
The assessments available to your school are displayed. You can hold your mouse over each achievement band for additional information.




The screenshot shows the Local Assessment results for Dundee District - Park Elementary School (2016 - 2017) as of Monday, May 22, 2017. The results are displayed in a table format with columns for the assessment name, rubric description, and achievement percentage. The table shows results for STAR Math and STAR Reading, both Version 3, 2016-02-26. The Math results show a Default Response to Intervention Screening Category with achievement bands: 1-12 (red), 2-12 (orange), 3-17 (green), and 4-59 (yellow). The ELA-Literacy results show a Default Response to Intervention Screening Category with achievement bands: 1-30 (red), 2-19 (orange), 3-21 (green), and 4-30 (yellow). A Legend button is visible at the bottom left.

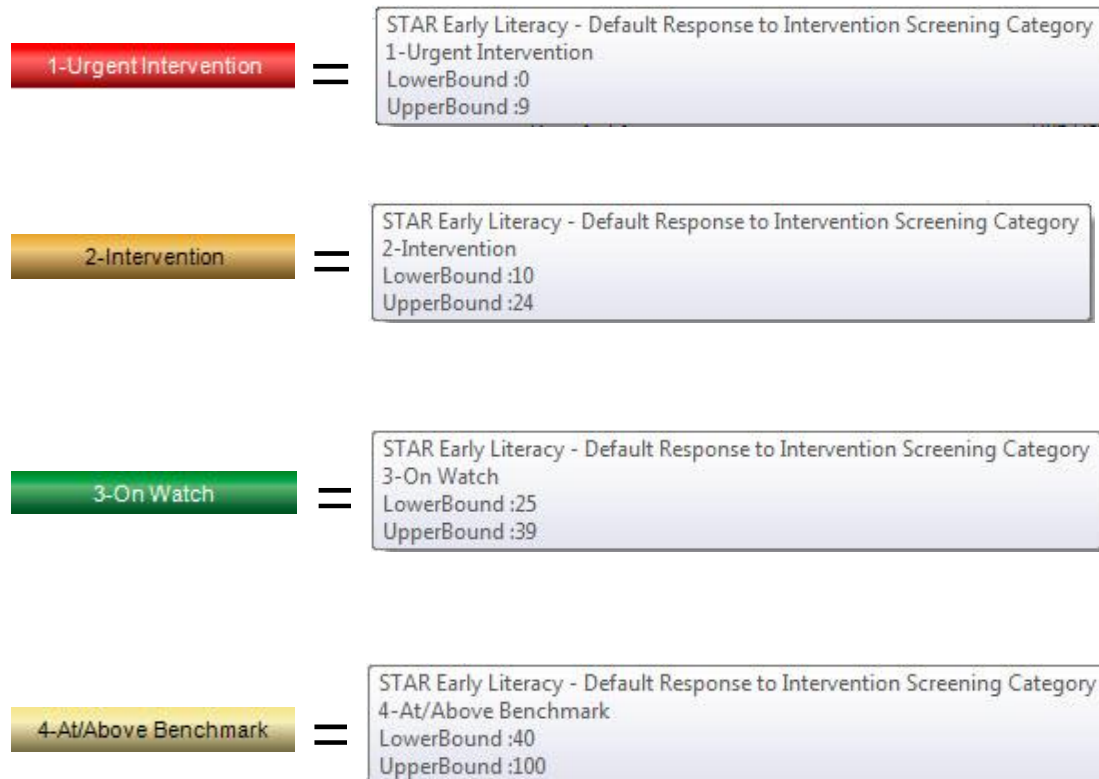
| STAR Math (Version 3, 2016-02-26) | Rubric Description | Achievement% |
|---|---|---------------------|
| Math | Default Response to Intervention Screening Category | 1-12 2-12 3-17 4-59 |
| STAR Reading (Version 3, 2016-02-26) | Rubric Description | Achievement% |
| ELA-Literacy | Default Response to Intervention Screening Category | 1-30 2-19 3-21 4-30 |

In this example, **1-12** the number 1 indicates that students in this area need urgent intervention. The number 12 indicates that 12% of the total number of students tested are in the urgent intervention category. Specific assessment information can be accessed by holding your mouse over an achievement band.



Legend

The **Legend** link  at the bottom of the assessment provides the name of the assessment, the action needed to be taken, along with the upper and lower thresholds for that achievement band.



This page displays detailed assessment information. Your school is represented based on the colored band you clicked on. In this example, each student within the *Intervention* category for your school is displayed.

Document Map: AFStudentRoster, Park Elementary School

STAR Reading (2016 - 2017) (Version 3, 2016-02-26)
 ELA-Literacy (Intervention)

| School Name | Student Name | GTID | Grade | Assessment Date | ELA-Literacy | | | |
|------------------------|--------------------------------------|------------|-------|-----------------|----------------|-----------------|-------|--------|
| | | | | | PercentileRank | GradeEquivalent | IRL | Lexile |
| Park Elementary School | Corral, Beverly V | 9000479160 | 05 | 08/03/2016 | 17 | 3.40 | 3.30 | 430L |
| | Doe, Aurea R | 9000015981 | 04 | 08/05/2016 | 20 | 7.10 | 6.40 | 1060L |
| | Hatmaker, Patricia T | 9000108392 | 05 | 08/03/2016 | 23 | 1.50 | -1.00 | BR26C |
| | Hennig, Billie L | 9000541006 | 05 | 08/03/2016 | 13 | 3.90 | 3.70 | 540L |
| | Heyward, Herbert R | 9000214816 | 02 | 08/03/2016 | 14 | 4.00 | 3.80 | 560L |

- Navigate through the data by using the **Achievement Level** filter. Click the **View Report** button to generate the report.
- Filter data by using the **Measure Name** filter. Click the **View Report** button to generate the report.
- Click on a student’s link to go to their profile page.


Achievement Level: Intervention (dropdown menu open showing Urgent Intervention, Intervention, On Watch, At/Above Benchmark)

Measure Name: ScaledScore, GradeEquivalent, Pe (dropdown menu open showing (Select All), ScaledScore, GradeEquivalent, PercentileRank, NormalCurveEquivalent, IRL, ORF, LowerZPD)

View Report button

| School Name | Student Name | GTID | Grade | Assessment Date | ELA-Literacy | | |
|------------------------|--------------------------------------|------------|-------|-----------------|----------------|-----------------|-------|
| | | | | | PercentileRank | GradeEquivalent | IRL |
| Park Elementary School | Corral, Beverly V | 9000479160 | 05 | 08/03/2016 | 17 | 3.40 | 3.30 |
| | Doe, Aurea R | 9000015981 | 04 | 08/05/2016 | 20 | 7.10 | 6.40 |
| | Hatmaker, Patricia T | 9000108392 | 05 | 08/03/2016 | 23 | 1.50 | -1.00 |
| | Hennig, Billie L | 9000541006 | 05 | 08/03/2016 | 13 | 3.90 | 3.70 |

This is the student profile page.

 Local assessments are now available from the student profile page.

Corral , Beverly V/GTID:9000479160 (as of school year 2016-2017) Tuesday, May 23, 2017

Student Profile for Corral , Beverly V/GTID:9000479160 (as of school year 2016-2017)

Demographics

Name: Corral , Beverly V³


Grade: 05³

Gender: female¹

Ethnicity: white, not of hispanic origin¹

Birth Date: 1/26/2005¹

Attendance



| Year | Days Absent |
|------|-------------|
| 2011 | 0 |
| 2012 | 4 |
| 2013 | 8 |
| 2014 | 3 |
| 2015 | 4 |
| 2016 | 2 |

¹This information is from Student Record 2016
³Student Class File last received on: 08/06/2016

Local Assessments

2016 - 2017

| Dundee District - STAR Math (Version 3, 2016-02-26) | Rubric Description | Achievement |
|--|---|------------------------------|
| Math | Default Response to Intervention Screening Category | 4-45 Details |
| Dundee District - STAR Reading (Version 3, 2016-02-26) | Rubric Description | Achievement |
| ELA-Literacy | Default Response to Intervention Screening Category | 2-17 Details |

2015 - 2016

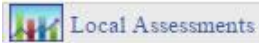
| Dundee District - STAR Math (Version 3, 2016-02-26) | Rubric Description | Achievement |
|--|---|------------------------------|
| Math | Default Response to Intervention Screening Category | 4-46 Details |
| Dundee District - STAR Reading (Version 3, 2016-02-26) | Rubric Description | Achievement |
| ELA-Literacy | Default Response to Intervention Screening Category | 4-55 Details |

[Legend \(2016 - 2017\)](#)
[Legend \(2015 - 2016\)](#)

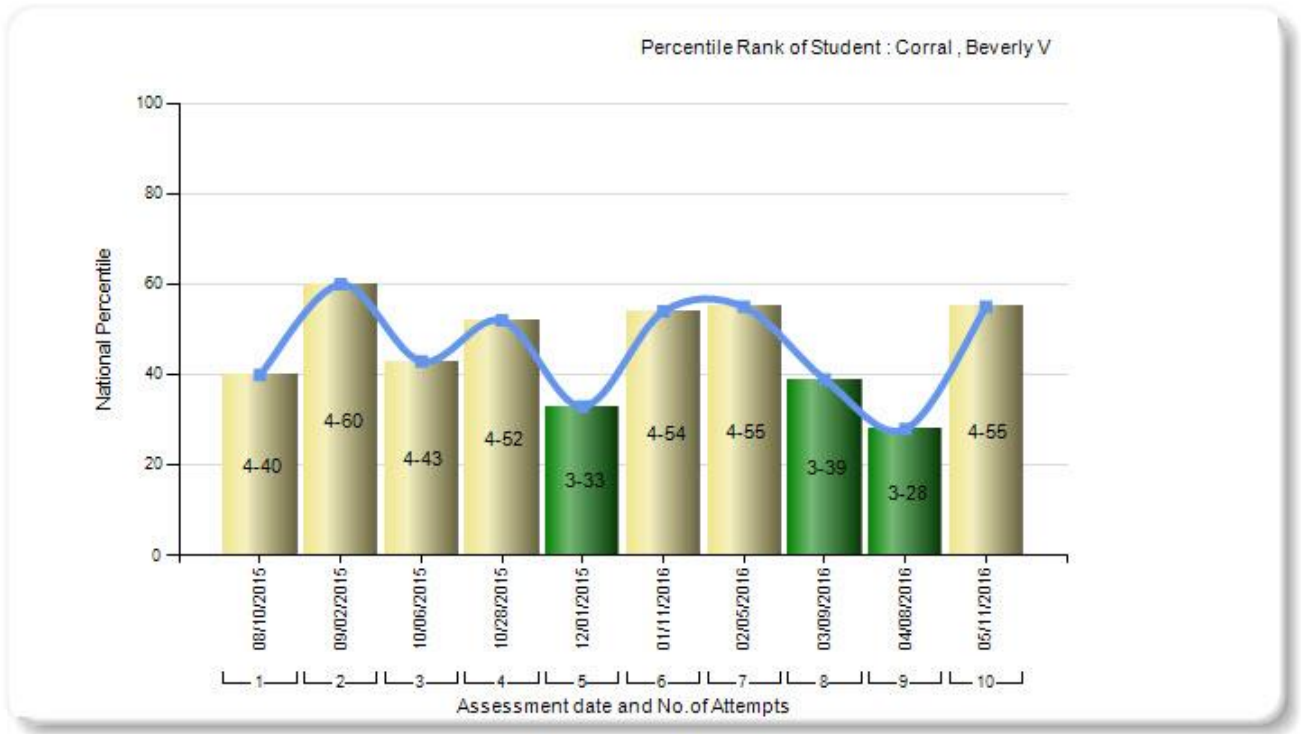
Click on the [Details](#) link to display the **Percentile Rank** of the selected student.

 The view when hovering over the [Details](#) link. Click Here To View Percentile Rank Details of Student : Corral, Beverly V

This is the percentile ranking of the student. Click on a specific percentile to view the details.



Dundee District - Corral , Beverly V - STAR Reading (Version 3, 2016-02-26)(2015-2016)



Legend

STAR Reading (Version 3, 2016-02-26)(2015-2016)



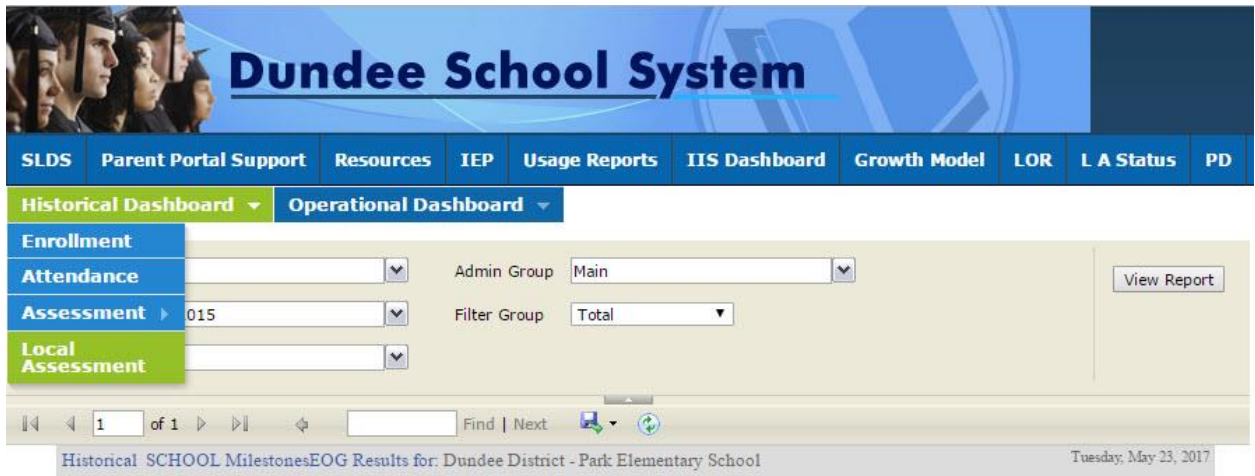
Percentile Details

STAR Reading (2015 - 2016) (Version 3, 2016-02-26)
 ELA-Literacy (At/Above Benchmark)

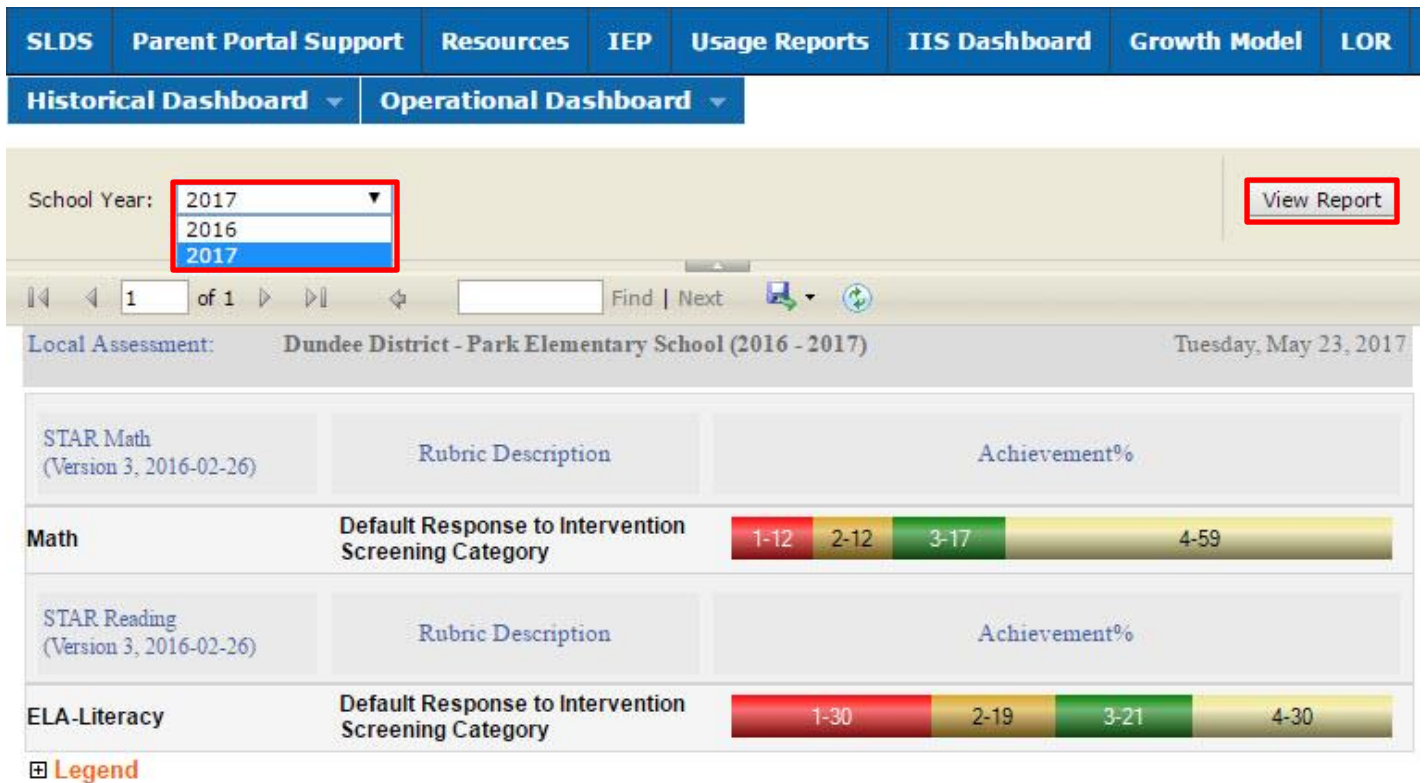
| Student Name | GTID | Grade | Assessment Date | ELA-Literacy | | | |
|-------------------|------------|-------|-----------------|-----------------|------------------|------|--------|
| | | | | Percentile Rank | Grade Equivalent | IRL | Lexile |
| Corral, Beverly V | 9000479160 | 02 | 05/11/2016 | 55 | 4.00 | 3.80 | 560L |

Historical

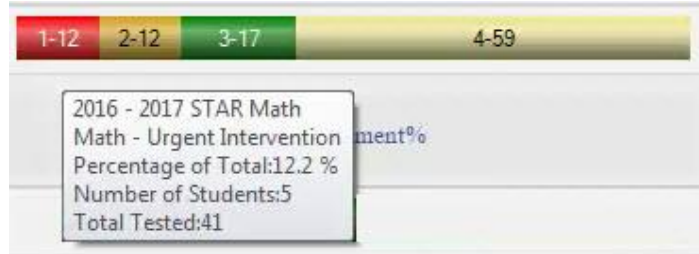
The historical dashboard displays assessment data for currently enrolled students as well as their entire history. To view assessment data, hover your mouse over the **Historical Dashboard** button. Click on the **Local Assessment** button.




The assessment window will open. Use the **School Year** filter to view a specific year. Click the **View Report** button to generate the report.







In this example, **1-12** the number 1 indicates that students in this area need urgent intervention. The number 12 indicates that 12% of the total number of students tested are in the urgent intervention category. Specific assessment information can be accessed by clicking on a colored band.



Legend

The **Legend** link  **Legend** at the bottom of the assessment provides the name of the assessment, the action needed to be taken, along with the upper and lower thresholds for that achievement band.

| | | |
|---|---|--|
|  | = | STAR Early Literacy - Default Response to Intervention Screening Category 1-Urgent Intervention LowerBound :0 UpperBound :9 |
|  | = | STAR Early Literacy - Default Response to Intervention Screening Category 2-Intervention LowerBound :10 UpperBound :24 |
|  | = | STAR Early Literacy - Default Response to Intervention Screening Category 3-On Watch LowerBound :25 UpperBound :39 |
|  | = | STAR Early Literacy - Default Response to Intervention Screening Category 4-At/Above Benchmark LowerBound :40 UpperBound :100 |

This page displays detailed assessment information. Your school is represented based on the colored band you clicked on. In this example, each student within the *Intervention* category for your school is displayed.

STAR Reading (2016 - 2017) (Version 3, 2016-02-26)
 ELA-Literacy (Intervention)

| School Name | Student Name | GTID | Grade | Assessment Date | ELA-Literacy | | | |
|------------------------|--------------------------------------|------------|-------|-----------------|----------------|-----------------|-------|--------|
| | | | | | PercentileRank | GradeEquivalent | IRL | Lexile |
| Park Elementary School | Corral, Beverly V | 9000479160 | 05 | 08/03/2016 | 17 | 3.40 | 3.30 | 430L |
| | Doe, Aurea R | 9000015981 | 04 | 08/05/2016 | 20 | 7.10 | 6.40 | 1060L |
| | Hatmaker, Patricia T | 9000108392 | 05 | 08/03/2016 | 23 | 1.50 | -1.00 | BR260 |
| | Hennig, Billie L | 9000541006 | 05 | 08/03/2016 | 13 | 3.90 | 3.70 | 540L |
| | Heyward, Herbert R | 9000214816 | 02 | 08/03/2016 | 14 | 4.00 | 3.80 | 560L |


- Navigate through the data by using the **Achievement Level** filter. Click the **View Report** button to generate the report.
- Filter data by using the **Measure Name** filter. Click the **View Report** button to generate the report.
- Click on a student’s link to go to their profile page.

Achievement Level : Intervention
 Measure Name: ScaledScore, GradeEquivalent, PercentileRank, NormalCurveEquivalent, IRL, ORF, LowerZPD

View Report

| School Name | Student Name | GTID | Grade | Assessment Date | ELA-Literacy | | |
|------------------------|--------------------------------------|------------|-------|-----------------|----------------|-----------------|-------|
| | | | | | PercentileRank | GradeEquivalent | IRL |
| Park Elementary School | Corral, Beverly V | 9000479160 | 05 | 08/03/2016 | 17 | 3.40 | 3.30 |
| | Doe, Aurea R | 9000015981 | 04 | 08/05/2016 | 20 | 7.10 | 6.40 |
| | Hatmaker, Patricia T | 9000108392 | 05 | 08/03/2016 | 23 | 1.50 | -1.00 |
| | Hennig, Billie L | 9000541006 | 05 | 08/03/2016 | 13 | 3.90 | 3.70 |

This is the student profile page.

 Local assessments are now available from the student profile page.

Corral , Beverly V/GTID:9000479160 (as of school year 2016-2017) Tuesday, May 23, 2017

Student Profile for Corral , Beverly V/GTID:9000479160 (as of school year 2016-2017)

Demographics

Name: Corral , Beverly V³


Grade: 05³

Gender: female¹

Ethnicity: white, not of hispanic origin¹

Birth Date: 1/26/2005¹

Attendance



| Year | Days Absent |
|------|-------------|
| 2011 | 0 |
| 2012 | 4 |
| 2013 | 8 |
| 2014 | 3 |
| 2015 | 4 |
| 2016 | 2 |

¹This information is from Student Record 2016

³Student Class File last received on: 08/06/2016

Local Assessments

2016 - 2017

| Assessment | Rubric Description | Achievement | Details |
|--|---|-------------|---------|
| Dundee District - STAR Math (Version 3, 2016-02-26) | | | |
| Math | Default Response to Intervention Screening Category | 4-45 | |
| Dundee District - STAR Reading (Version 3, 2016-02-26) | | | |
| ELA-Literacy | Default Response to Intervention Screening Category | 2-17 | |

2015 - 2016

| Assessment | Rubric Description | Achievement | Details |
|--|---|-------------|---------|
| Dundee District - STAR Math (Version 3, 2016-02-26) | | | |
| Math | Default Response to Intervention Screening Category | 4-46 | |
| Dundee District - STAR Reading (Version 3, 2016-02-26) | | | |
| ELA-Literacy | Default Response to Intervention Screening Category | 4-55 | |

Legend (2016 - 2017)

Legend (2015 - 2016)

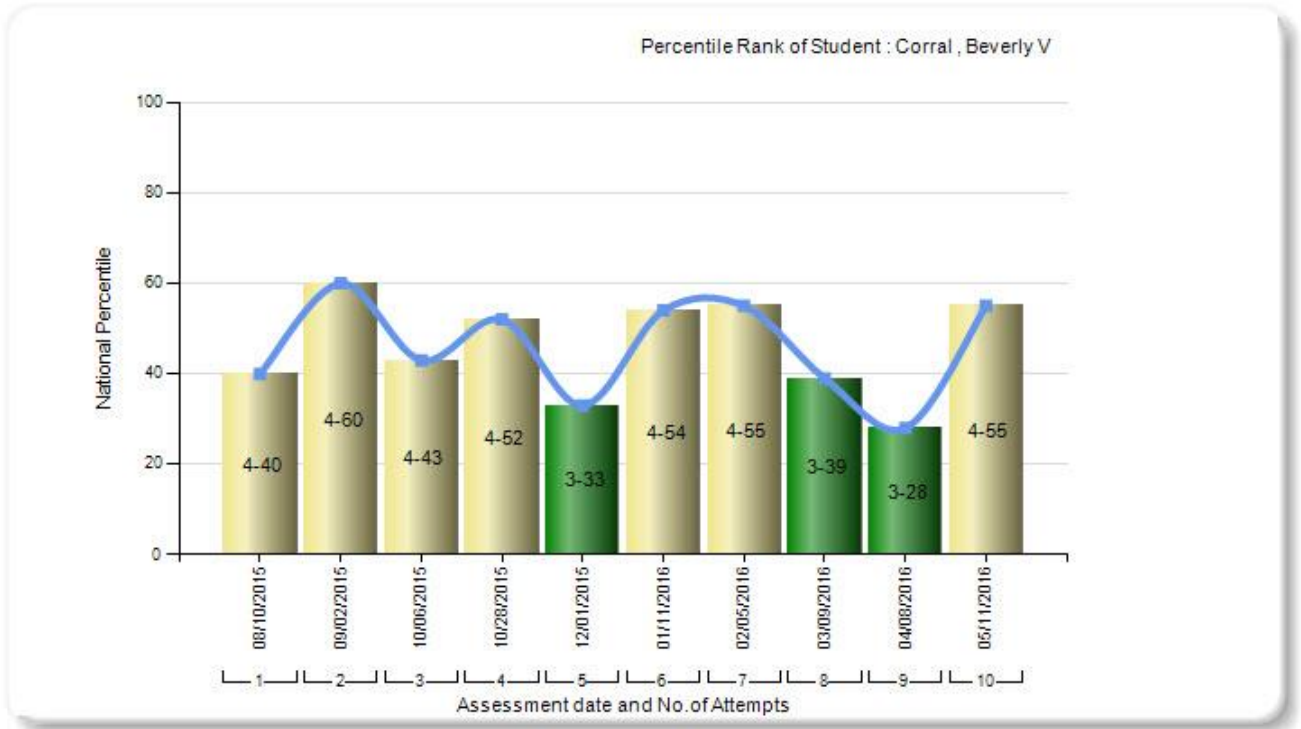
Click on the [Details](#) link to display the **Percentile Rank** of the selected student.

 The view when hovering over the [Details](#) link. Click Here To View Percentile Rank Details of Student : Corral, Beverly V

This is the percentile ranking of the student. Click on a specific percentile to view the details.



Dundee District - Corral , Beverly V - STAR Reading (Version 3, 2016-02-26)(2015-2016)



Legend

STAR Reading (Version 3, 2016-02-26)(2015-2016)



Percentile Details

STAR Reading (2015 - 2016) (Version 3, 2016-02-26)
 ELA-Literacy (At/Above Benchmark)

| Student Name | GTID | Grade | Assessment Date | ELA-Literacy | | | |
|-----------------------------------|------------|-------|-----------------|----------------|-----------------|------|--------|
| | | | | PercentileRank | GradeEquivalent | IRL | Lexile |
| Corral, Beverly V | 9000479160 | 02 | 05/11/2016 | 55 | 4.00 | 3.80 | 560L |