

# CCRPI and School Improvement

**Georgia Education Leadership Institute**

**Cowen Harter**  
**Assessment & Accountability**  
**Director, Accountability**  
**404-463-1168**  
**[charter@doe.k12.ga.us](mailto:charter@doe.k12.ga.us)**

**Bobby Smith**  
**School Improvement**  
**District Effectiveness Team**  
**229-221-7164**  
**[bosmith@doe.k12.ga.us](mailto:bosmith@doe.k12.ga.us)**



Dr. John D. Barge, State School Superintendent  
"Making Education Work for All Georgians"  
[www.gadoe.org](http://www.gadoe.org)

# Presentation Outline

- CCRPI Score Overview
- Accountability Web Page
- Accessing the CCRPI Reports
- CCRPI Data Detail Files on Portal Reports
- School Improvement – Meeting the Challenge of CCRPI



# CCRPI Score Overview



## 2013 College and Career Ready Performance Index (CCRPI)

District:    
 School:    
 Title I Schools:    
 Grades:    
 Choose a Report Type: ☐ State ☒ Elementary School ☐ Middle School ☐ High School

CCRPI Score

Achievement

Progress

Achievement Gap

ED/EL/SWD Performance

Exceeding the Bar

Performance Flags

Financial Efficiency

School Climate

### CCRPI Score

Overall Score = 100 Points

CCRPI Score					
77.8					
Sum of Achievement, Progress, Achievement Gap, and Challenge Points					
Achievement Points	Progress Points	Achievement Gap Points	Challenge Points		Financial Efficiency Rating
			ED/EL/SWD Performance Points	Exceeding the Bar Points	
47.5	16.5	9	4.8	0	
			4.8		

**Achievement = 60 Points**   **Progress = 25 Points**   **Achievement Gap = 15 Points**   **Challenge Points = 10 Points**  
 Content Mastery = 40%  
 Post Readiness = 30%  
 Grad Rate/Predictor = 30%



Dr. John D. Barge, State School Superintendent  
 "Making Education Work for All Georgians"  
[www.gadoe.org](http://www.gadoe.org)

# GaDOE Home Page

<http://www.gadoe.org/Pages/Home.aspx>



Georgia Department of Education

*Making Education Work For All Georgians!*

Search this site...



Dr. John D. Barge, State School Superintendent

Offices & Divisions ▾

Programs & Initiatives ▾

Data & Reporting ▾

Learning & Curriculum ▾

State Board & Policy ▾

Finance & Operations ▾

Contact ▾

## Curriculum & Instruction

Assessment

Accountability

College and Career Ready Performance Index (CCRPI)

Career, Technical, Agricultural Education

Curriculum & Instruction

Special Education Services and Supports

Student Support Teams

State Schools

## External Affairs & Policy

AskDOE

Charter Schools

Communications

Excellence Recognition

Governmental Affairs

Policy

State Board of Education

## Finance & Business Operations

Accounting Services

Budget Services

Facilities Services

Financial Review

Human Resources

Internal Support

Pupil Transportation


School Nutrition



Dr. John D. Barge, State School Superintendent  
"Making Education Work for All Georgians"  
[www.gadoe.org](http://www.gadoe.org)

# Accountability Web Page

<http://www.gadoe.org/Curriculum-Instruction-and-Assessment/Accountability/Pages/default.aspx>

 → Curriculum, Instruction and Assessment → Accountability

CCRPI Reports

Georgia High School Graduation  
Tests (GHS GT)

No Child Left Behind (NCLB)

## CCRPI-Accountability

The Accountability Team serves to improve communication between all Georgia public schools and other stakeholders regarding federal and state education accountability initiatives. The Accountability Team also publishes the Reward, Priority, Focus, and Alert Schools lists required by the Elementary and Secondary Education Act (ESEA) Flexibility Waiver of February 6, 2012. Additionally, the Accountability Team publishes the College and Career Ready Performance Index (CCRPI) reports for all public school districts and schools.

Each school system has a dedicated Accountability Specialist to serve as a liaison between the Local Education Agency (LEA) and the State Education Agency (SEA) to provide support for all areas of accountability including, but not limited to, interpretation of the reports.

## View CCRPI Reports Here

## What is the College and Career Ready Performance Index (CCRPI)?

CCRPI is a comprehensive school improvement, accountability, and communication platform for all educational stakeholders that will promote college and career readiness for all Georgia public school students.

## Contact Information

**Cowen Harter**

**Director, Accountability**

Phone: 404-463-1168

Email: [charter@doe.k12.ga.us](mailto:charter@doe.k12.ga.us)

**Matt Cardoza**

**Director of Communications**

(Media Contact)

Phone 404-651-7358

Email: [mcardoza@doe.k12.ga.us](mailto:mcardoza@doe.k12.ga.us)

**Melissa Fincher, Ph.D.**

**Deputy Superintendent**

Phone: 404-656-2668

Email: [mfincher@doe.k12.ga.us](mailto:mfincher@doe.k12.ga.us)

# Accountability Web Page

<http://www.gadoe.org/Curriculum-Instruction-and-Assessment/Accountability/Pages/default.aspx>

## Accountability Resources

- Accountability Specialist List- Updated 12.16.13
- 2015 CCRPI Indicators - 08.21.14
- 2015 CCRPI Summary of Changes - 08.21.14
- 2014 CCRPI Indicators - 04.01.14
- 2013 CCRPI Indicators - Updated 10.11.13
- 2013 CCRPI Summary of Changes - 01.08.14
- 2013 CCRPI Indicator Calculation Guidance- Updated 06.09.14
- 2013 CCRPI Calculator - Elementary Schools- Updated 04.04.14
- 2013 CCRPI Calculator User Guide - Elementary Schools- Updated 04.17.14
- 2013 CCRPI Calculator - Middle Schools- Updated 04.04.14
- 2013 CCRPI Calculator User Guide - Middle Schools- Updated 04.17.14
- 2013 CCRPI Calculator - High Schools- Updated 04.04.14
- 2013 CCRPI Calculator User Guide - High Schools- Updated 04.17.14
- Cohort Graduation Rate Calculators - Updated 11.13.13
- Performance Targets for CRCT - Updated 02.26.13
- Performance Targets for EOCT - Updated 12.16.13
- Performance Targets for 4-Year Cohort Graduation Rate - Updated 2.26.13





# Accountability Web Page

<http://www.gadoe.org/Curriculum-Instruction-and-Assessment/Accountability/Pages/default.aspx>

## CCRPI Indicator Guidance

### CCRPI High School Indicator #9 Guidance

- Guidance
- Pathway Courses- Updated 01.17.14
- CTAE Pathway Courses
- Students with Disabilities and the Career Related Assessments/Inventories

## Presentations

- FY2015 Data Collections Conference
- 2014 Title I Conference
- 2014 Title III Conference
- FY2014 Data Collections Conference
- CCRPI for Public and Press

## 2014 CCRPI Webinars

- 2014 CCRPI - Content Completer
- Content Completer - Additional Clarification



# Accountability Web Page

<http://www.gadoe.org/Curriculum-Instruction-and-Assessment/Accountability/Pages/default.aspx>

## 2013 CCRPI Webinars

- 2013 CCRPI - Indicators and Overall Score (time = 11:01)
- 2013 CCRPI - Achievement (time = 23:41)
- 2013 CCRPI - Course Numbers (time = 12:11)
- 2013 CCRPI - Participation Rate (time = 12:42)
- 2013 CCRPI - Meets & Exceeds Rate (time = 7:48)
- 2013 CCRPI - Graduation Rate (time = 8:11)
- 2013 CCRPI - Progress (time = 9:20)
- 2013 CCRPI - Achievement Gap (time = 7:13)
- 2013 CCRPI - Performance Flags (time = 7:42)
- 2013 CCRPI - Challenge Points (time = 11:45)



Dr. John D. Barge, State School Superintendent  
"Making Education Work for All Georgians"  
[www.gadoe.org](http://www.gadoe.org)



# Accountability Web Page

<http://www.gadoe.org/Curriculum-Instruction-and-Assessment/Accountability/Pages/default.aspx>

## No Child Left Behind / ESEA Flexibility

- ESEA Flexibility Extension (Updated 07.31.14)
- ESEA Flexibility Extension Amendments
- US ED ESEA Flexibility Extension Approval Letter
- ESEA Flexibility Part B Monitoring Report from US ED
- ESEA Flexibility Waiver
- Definitions for Priority, Focus, Alert, and Reward Schools
- Priority Schools
- Priority Schools Calculator
- Focus Schools
- Focus Schools Calculator- Updated 10.12.12
- 2014 Alert Schools
- 2014 Alert Schools Calculator
- 2013 Reward Schools - Highest Performing
- 2013 Reward Schools - Highest Progress
- 2013 Reward Schools Calculators

## Additional Resources

- Effective Practices for CCRPI
- Georgia Student Growth Model
- 2011 AYP Reports
- 160-7-1-.01 Single Statewide Accountability System
- K-12 Public Schools Report Card



Dr. J.  
"Mak  
www

# CCRPI Landing Page

<http://www.gadoe.org/CCRPI/Pages/default.aspx>

## What is the College and Career Ready Performance Index (CCRPI)?

CCRPI is a comprehensive school improvement, accountability, and communication platform for all educational stakeholders that will promote college and career readiness for all Georgia public school students.



### [View 2013 CCRPI Reports Here](#)

- 2013 CCRPI Summary
- 2013 CCRPI Detailed Summary of Changes

## 2013 CCRPI Data Files

- CRCT and EOCT Data by Subgroup
- Cohort Graduation Rate Data by Subgroup
- CCRPI Scoring by Component
- CCRPI Achievement Indicators Data



### [View 2012 CCRPI Reports Here](#)

## 2012 CCRPI Data Files

- CRCT and EOCT Data by Subgroup
- Cohort Graduation Rate Data by Subgroup
- CCRPI Scoring by Component
- CCRPI Achievement Indicators Data

## Contact Information

**Melissa Fincher, Ph.D.**  
**Deputy Superintendent**  
**Assessment and Accountability**  
Phone: (404) 656-2668  
Email: [mfincher@doe.k12.ga.us](mailto:mfincher@doe.k12.ga.us)

[Accountability Division](#)

**Contact for Media:**

**Matt Cardoza**

**Director, Communications**

Phone: (404) 651-7358

Email: [mcardoza@doe.k12.ga.us](mailto:mcardoza@doe.k12.ga.us)

## Additional Resources

[Assessment Division](#)

[Georgia Student Growth Model](#)

[School Improvement Office](#)

[State Report Card/Governor's Office of Student Achievement](#)

[Title I Division](#)



# CCRPI Data Detail Files

2013 **COLLEGE AND CAREER READY PERFORMANCE INDEX (CCRPI)**

District:  Title I School: No

School:  Grades: 06, 07, 08

Choose a Report Type: ☐ School Score ☒ Middle School

CCRPI Score Achievement Progress Achievement Gap ED/EL/SWD Performance Exceeding the Bar Performance Flags

Financial Efficiency School Climate **Data Details**

## CCRPI SCORE

CCRPI Score						
87.9						
Sum of Achievement, Progress, Achievement Gap, and Challenge Points						
Achievement Points	Progress Points	Achievement Gap Points	Challenge Points		Financial Efficiency Rating	School Climate Rating
			ED/EL/SWD Performance Points	Exceeding the Bar Points		
55.9	17.5	12	1.5	1		
			2.5			



Dr. John D. Barge, State School Superintendent  
 "Making Education Work for All Georgians"  
[www.gadoe.org](http://www.gadoe.org)

# CCRPI Data Detail Files

File Type:	Attendance Rate
	English Language Arts
	Reading
	Mathematics
	Science
	Social Studies
	Writing
	Progress - Student Growth Percentiles
	Achievement Gap Z Scores

File Type:	Attendance Rate
	Graduation Rate
	9th Grade Literature and Composition
	American Literature and Composition
	Mathematics-1
	Mathematics-2
	Algebra
	Coordinate Algebra
	Geometry
	Physical Science
	Biology
	US History
	Economics/Business/Free Enterprise
	Writing
	Progress - Student Growth Percentiles
	Achievement Gap Z Scores




# Meeting the CCRPI Challenge



Dr. John D. Barge, State School Superintendent  
"Making Education Work for All Georgians"  
[www.gadoe.org](http://www.gadoe.org)

# How High Performing Districts Are Meeting The CCRPI Challenge



Dr. John D. Barge, State School Superintendent  
"Making Education Work for All Georgians"  
[www.gadoe.org](http://www.gadoe.org)



# **Provide CCRPI workshops where school and district leaders and leadership teams can:**

- **Drill into their own data to identify specific areas of need.**
- **Discover the “low hanging” fruit to make quick gains.**
- **Make connections with other state initiatives such as TKES and LKES.**
- **Redeliver CCRPI Sessions to their staffs to increase understanding and accountability.**
- **Establish leading indicators for monitoring progress.**
- **Celebrate whenever possible.**



# The CCRPI is a Data Analysis Event.

1  
Collect  
All Relevant  
Data

2  
Analyze Data  
to Prioritize  
Needs

3  
Determine  
Root  
Causes

4  
Establish  
SMART  
Goals

5  
Identify  
Appropriate  
Actions

8  
Monitor  
and Adjust  
the Plan

7  
Implement  
the  
SI Plan

6  
Determine  
Artifacts and  
Evidence



Dr. John D. Barge, State School Superintendent  
"Making Education Work for All Georgians"  
[www.gadoe.org](http://www.gadoe.org)

**We have viewed  
schools through  
the AYP Keyhole.**



**Now we have the panoramic view of**




Dr. John D. Barge, State School Superintendent  
"Making Education Work for All Georgians"  
[www.gadoe.org](http://www.gadoe.org)

# Key Advantages of CCRPI

- ✓ Monitors a school's ability to close the gap.
- ✓ Assesses progress down to the subgroup level.
- ✓ Provides a strong focus on literacy/writing.
- ✓ Brings science/social studies into the mix.
- ✓ Shares the responsibility for graduation rate.
- ✓ Shines a light on CTAE performance.
- ✓ Sets high expectations for high performers.



# Links Teacher, Leader, and School Accountability







## College and Career Ready Performance Index (CCRPI)

Dr. John D. Barge State School Superintendent



2013 **COLLEGE AND CAREER READY PERFORMANCE INDEX (CCRPI)**

District: All Systems - ALL

School: All Schools - ALL

Title I School: No

Grades: PK, KK, 01, 02, 03, 04, 05, 06, 07, 08, 09, 10, 11, 12

### Choose a Report Type:

☐ State Score

☒ Elementary School

☐ Middle School

☐ High School

CCRPI Score

Achievement

Progress

Achievement Gap

ED/EL/SWD Performance

Exceeding the Bar

Performance Flags

Financial Efficiency

School Climate

Data Details

## CCRPI SCORE

**70.5**

### CCRPI Score

Sum of Achievement, Progress, Achievement Gap, and Challenge Points

Achievement Points	Progress Points	Achievement Gap Points	Challenge Points		Financial Efficiency Rating	School Climate Rating
			ED/EL/SWD Performance Points	Exceeding the Bar Points		
<b>41.1</b>	<b>16.2</b>	<b>10.3</b>	<b>2.4</b>	<b>.5</b>		
			<b>2.9</b>			



Dr. John D. Barge, State School Superintendent  
"Making Education Work for All Georgians"  
[www.gadoe.org](http://www.gadoe.org)



# CCRPI Performance Categories

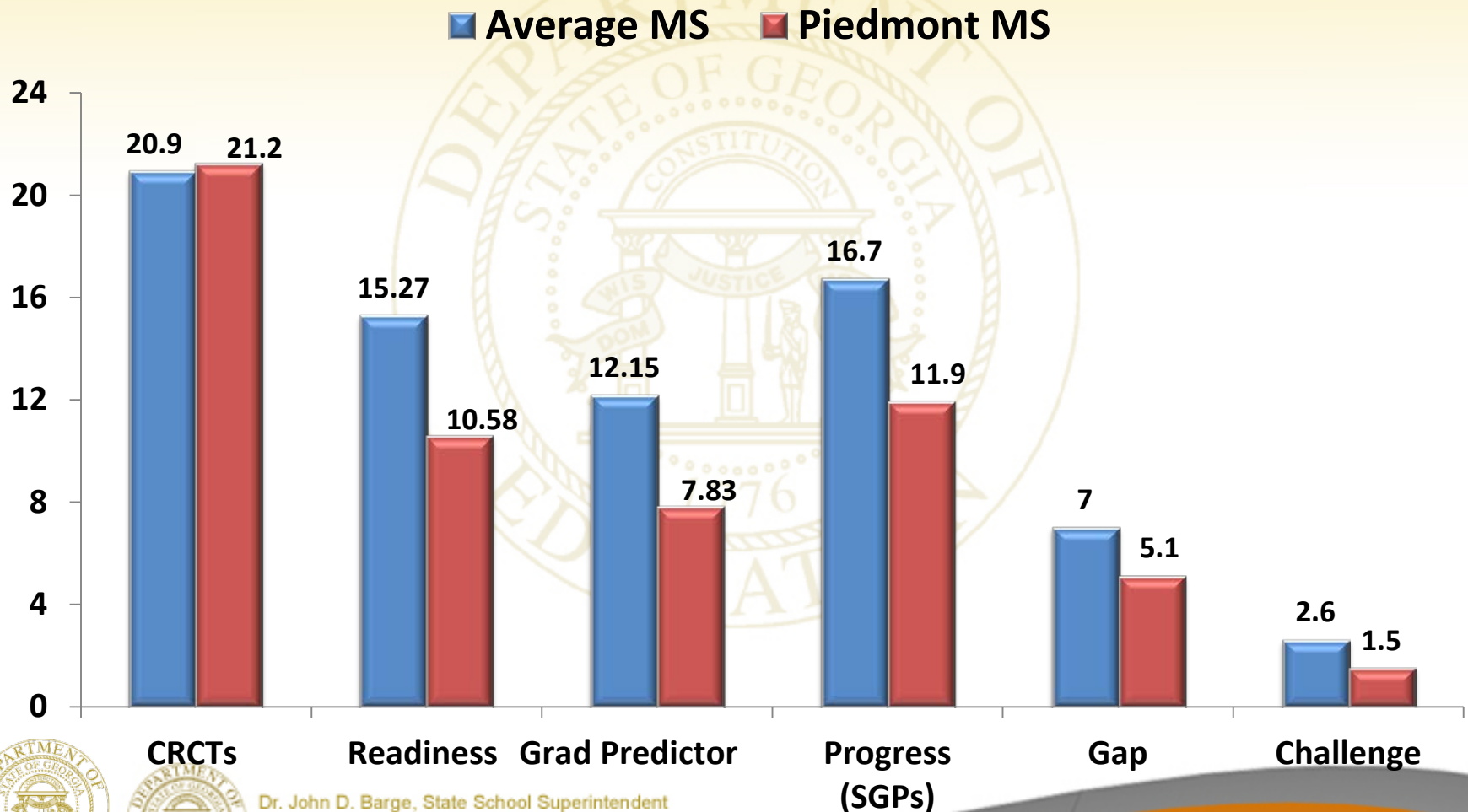
Achievement Points (60 pts)			Progress Points (SGPs) (25 pts)	Achievement Gap (15 pts)	Challenge Points (10 pts)	
Content Mastery (Tests) (24 pts)	Readiness (18 pts)	Graduation (18 pts)			ED/EL/SWD Performance (Flags)	Exceeding the Bar Indicators

**What actions, strategies, practices, initiatives, programs, or interventions are we using to impact each category?**



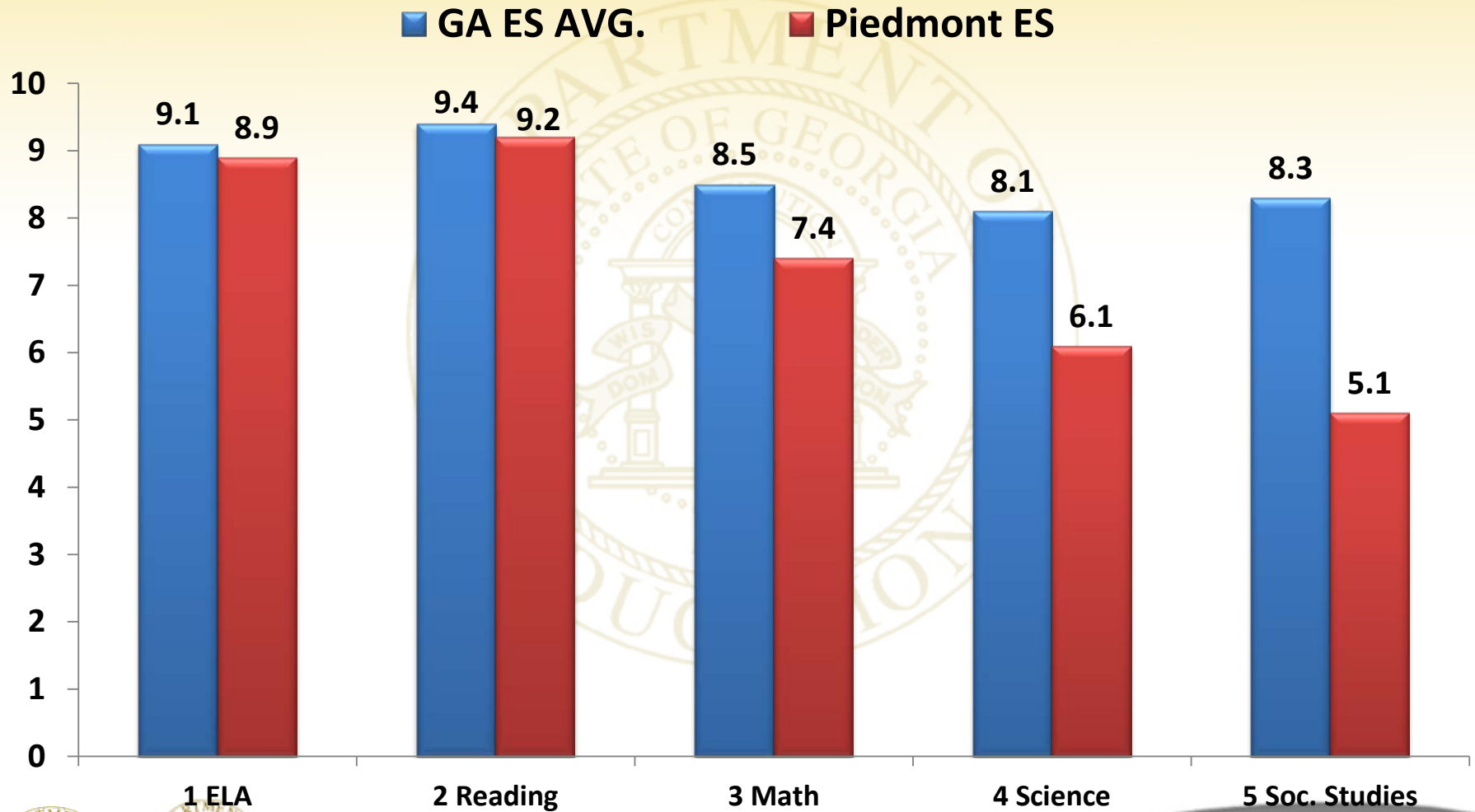
Dr. John D. Barge, State School Superintendent  
 "Making Education Work for All Georgians"  
[www.gadoe.org](http://www.gadoe.org)

# Analyzing CCRPI Category Performance



Dr. John D. Barge, State School Superintendent  
"Making Education Work for All Georgians"  
[www.gadoe.org](http://www.gadoe.org)

# Drilling into the CCRPI Indicators



1 ELA

2 Reading

3 Math

4 Science

5 Soc. Studies

Dr. John D. Barge, State School Superintendent  
"Making Education Work for All Georgians"  
[www.gadoe.org](http://www.gadoe.org)



# Greatest Domains of Need

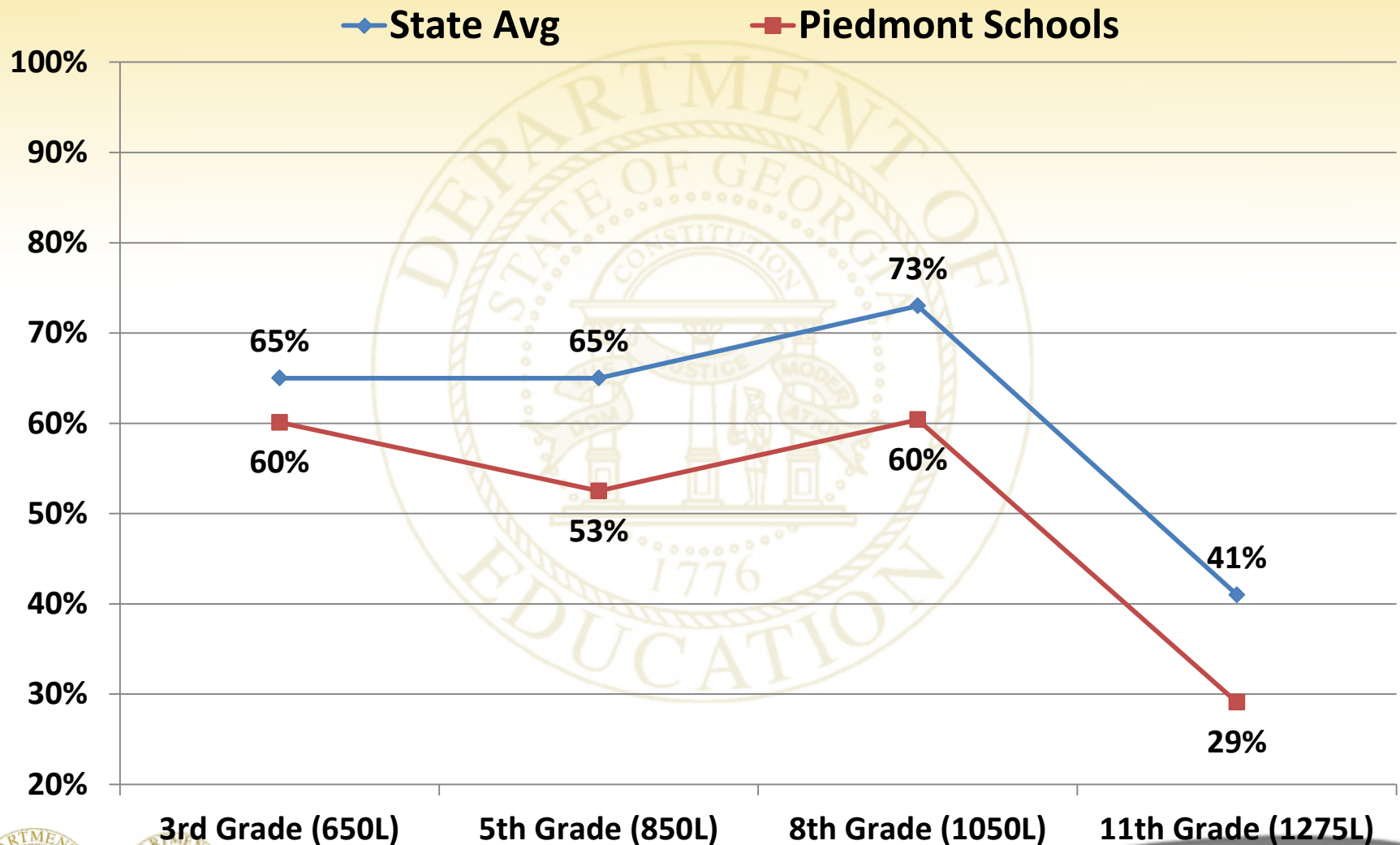
## US History EOCT

▪ Colonization through the Constitution	19%
▪ New Republic through Reconstruction	19%
▪ Industrialization, Reform, and Imperialism	16%
▪ Establishment as a World Power	24%
▪ Modern Era	22%

**A school's weakest domain is often the most heavily weighted section of the test.**



# A District Look at Lexile Performance



3rd Grade (650L)

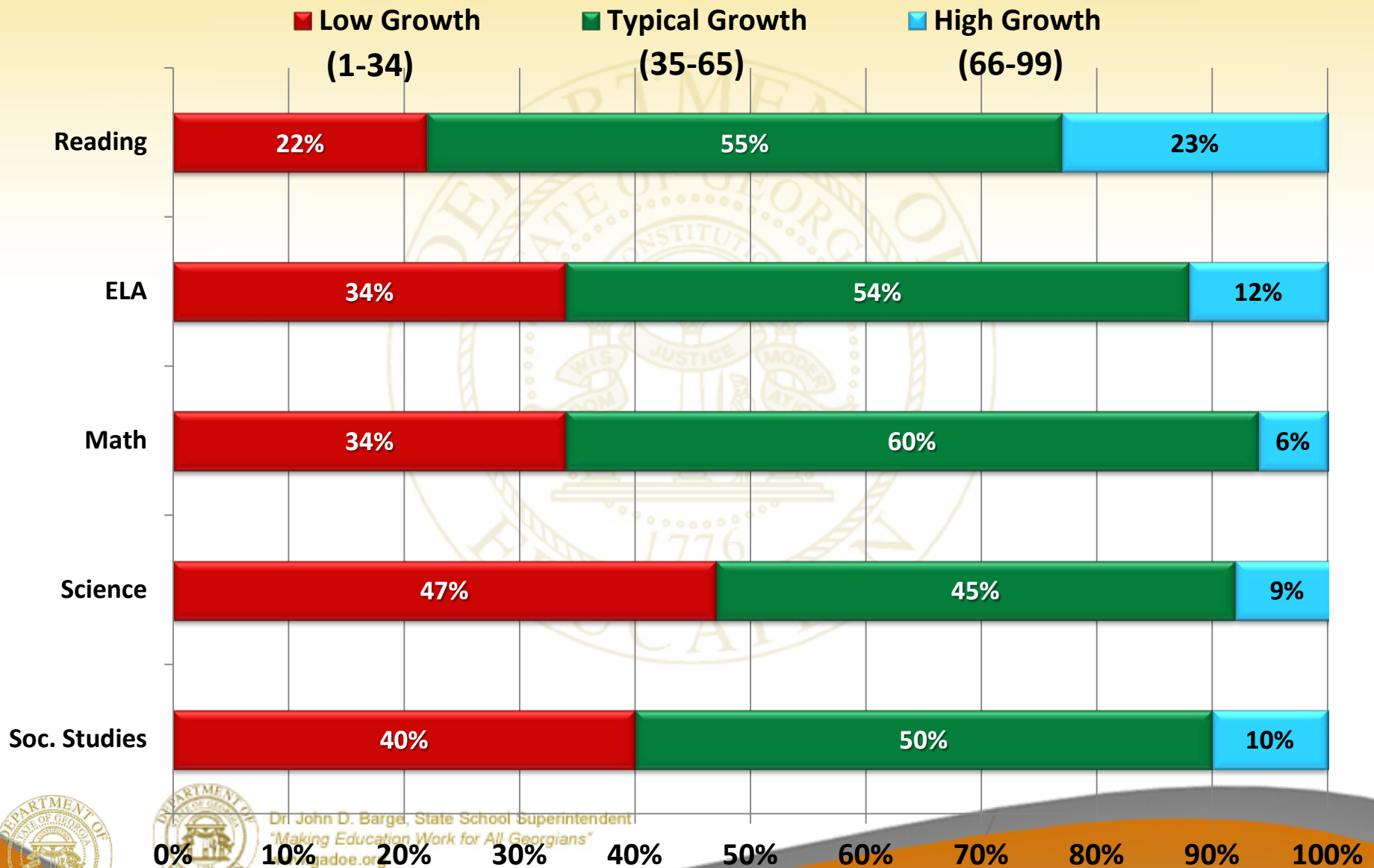
5th Grade (850L)

8th Grade (1050L)

11th Grade (1275L)

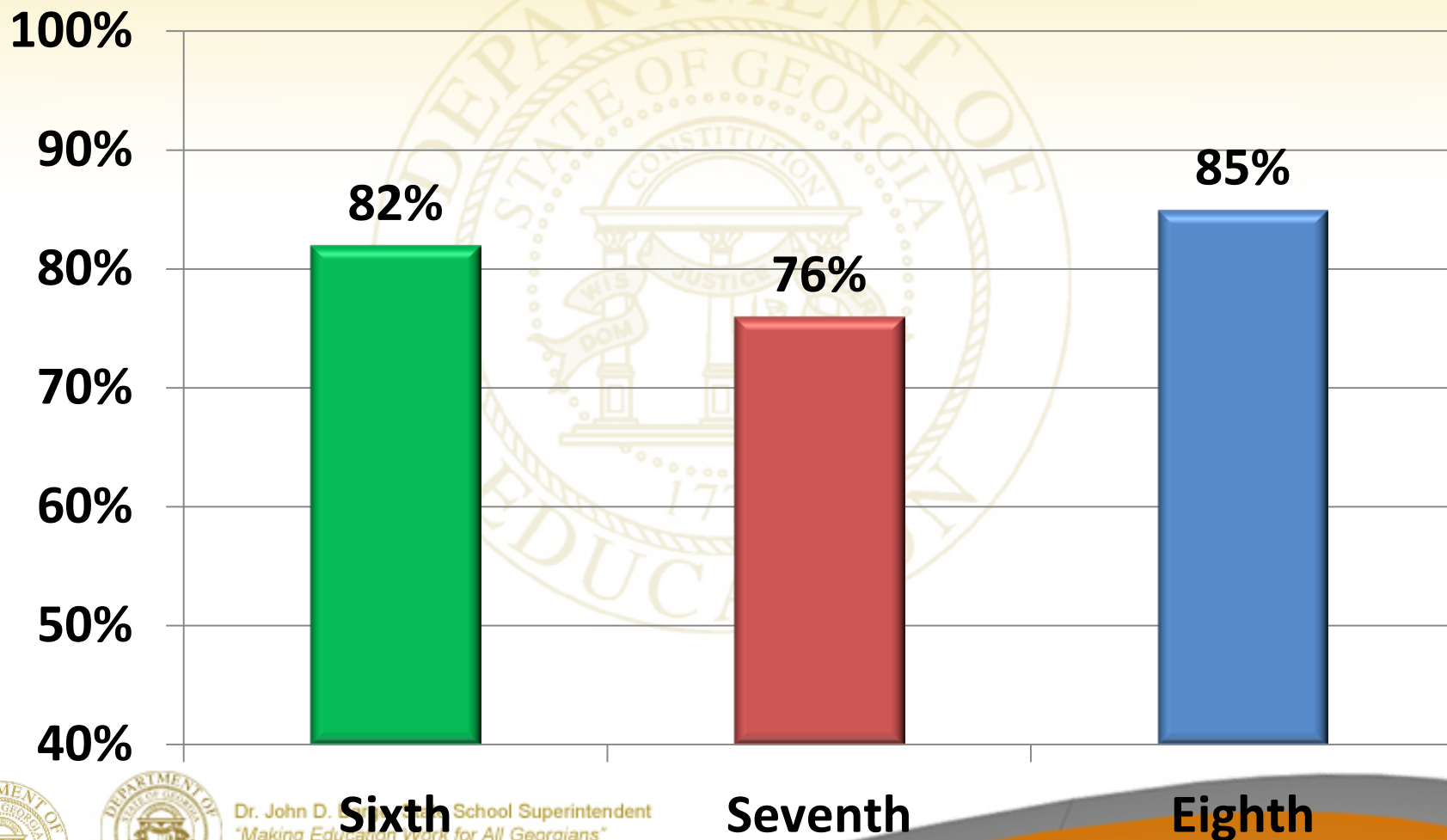
Dr. John D. Barge, State School Superintendent  
"Making Education Work for All Georgians"  
[www.gadoe.org](http://www.gadoe.org)

# Student Growth Percentile Distribution




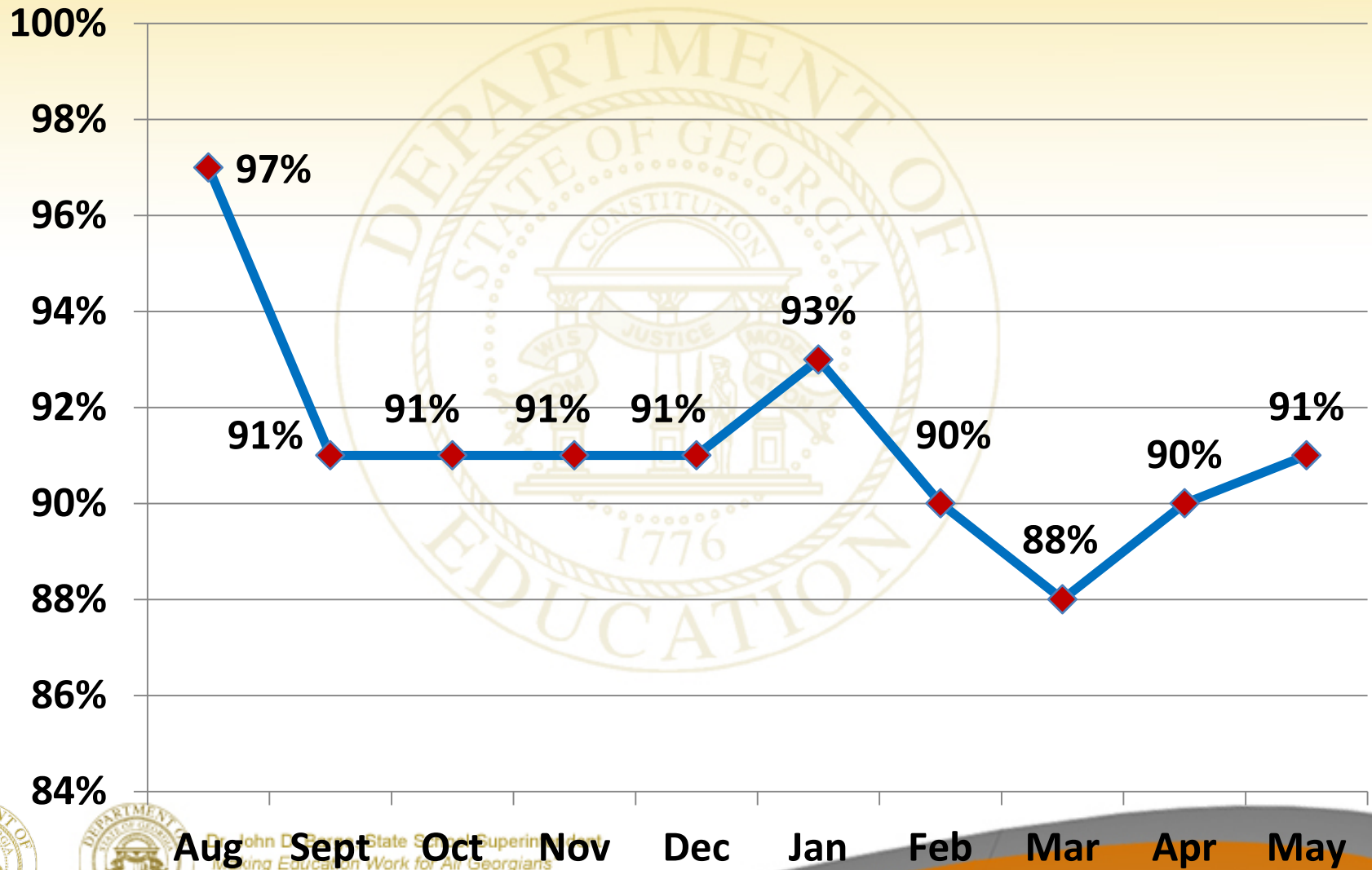


# Passing Four Core Classes First Nine Weeks



Dr. John D. Lyles, Jr. School Superintendent  
"Making Education Work for All Georgians"  
[www.gadoe.org](http://www.gadoe.org)

# Piedmont High Monthly Attendance



# Mark SIP Actions with CCRPI Indicators

**SMART Goal: Increase graduation rates for subgroups by designated percentages shown in Appendix A.**

## **Actions, Strategies, Interventions**

**1. Implement extra learning time for struggling seniors (CCRPI 17-18)**

- a) Zero Block -- Before school tutoring**
- b) Fifth Block -- After school tutoring**
- c) SOS Program (Save Our Seniors) – Tutoring during lunch**

**2. Implement differentiation/UDL (TK #4)**



# CCRPI Projection Tool

2014 CRCT	Score	Points	Rounding
Reading	92.3	9.23	9.2
Language Arts	90.9	9.09	9.1
Math	85.6	8.56	8.6
Science	82.7	8.27	8.3
Social Studies	79.3	7.93	7.9
Sum of Points Earned			43.1
Sum of Points Possible			50
Category Performance %			0.862
2014 CRCT Points Possible			24
CRCT Points Earned			20.688



HS CCRPI

ES-MS CCRPI



# Implications for Our Work

- ✓ Scoring on the CCRPI is heavily influenced by good practices for teaching and learning.
- ✓ Work on those good practices rather than adding programs.



Dr. John D. Barge, State School Superintendent  
"Making Education Work for All Georgians"  
[www.gadoe.org](http://www.gadoe.org)



Dr. Mike Buck, Chief Academic Officer

Melissa Fincher, Deputy Superintendent for Assessment and Accountability

<http://www.gadoe.org/Curriculum-Instruction-and-Assessment/Accountability/Pages/default.aspx>

Cowen Harter, Director, Accountability  
404-463-1168 / [charter@doe.k12.ga.us](mailto:charter@doe.k12.ga.us)

Michelle Christensen, Accountability Specialist  
404-463-1175 / [mchristensen@doe.k12.ga.us](mailto:mchristensen@doe.k12.ga.us)

Nancy Haight, Accountability Specialist  
404-463-1166 / [nhaight@doe.k12.ga.us](mailto:nhaight@doe.k12.ga.us)

Paula Swartzberg - Accountability Specialist  
404-463-1539 / [pswartzberg@doe.k12.ga.us](mailto:pswartzberg@doe.k12.ga.us)





# CCRPI and School Improvement

**Georgia Education Leadership Institute**

**Cowen Harter**  
**Assessment & Accountability**  
**Director, Accountability**  
**404-463-1168**  
**[charter@doe.k12.ga.us](mailto:charter@doe.k12.ga.us)**

**Bobby Smith**  
**School Improvement**  
**District Effectiveness Team**  
**229-221-7164**  
**[bosmith@doe.k12.ga.us](mailto:bosmith@doe.k12.ga.us)**



Dr. John D. Barge, State School Superintendent  
"Making Education Work for All Georgians"  
[www.gadoe.org](http://www.gadoe.org)