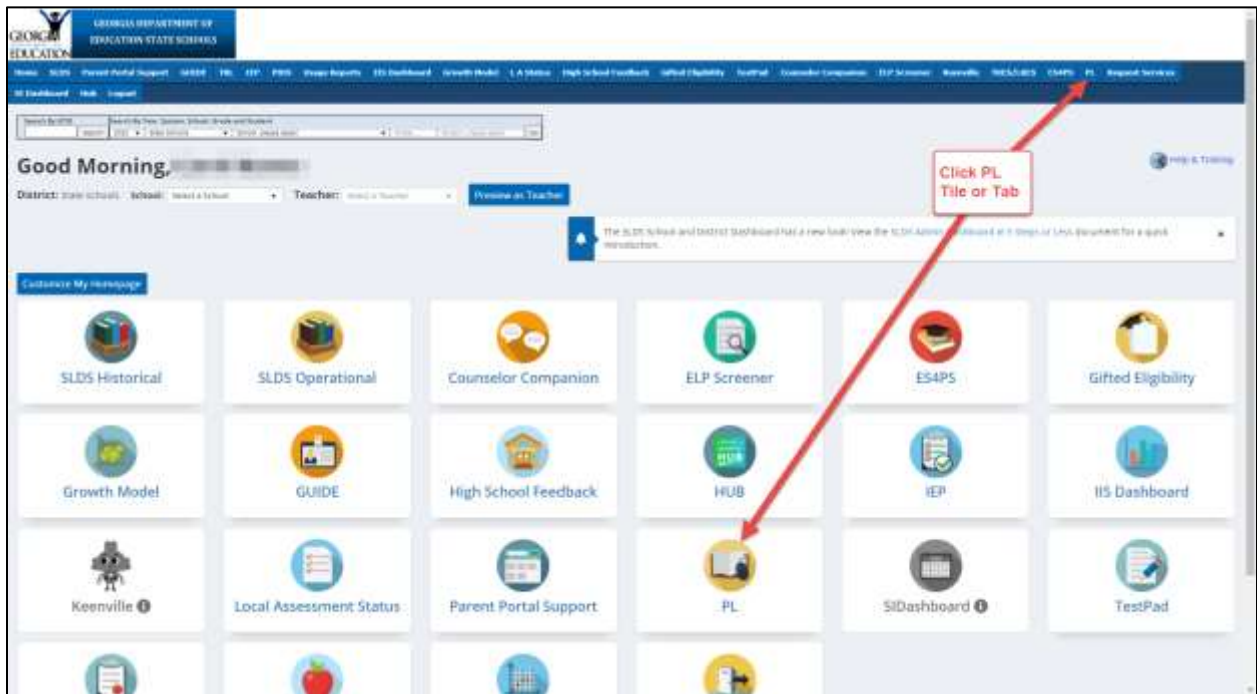


How to Access Georgia Learns for LEA Employees

Step 1: To access Georgia Learns, LEA employees should log into **SLDS** and click the **PL tab or tile** within SLDS.

Figure 1: SLDS landing page.



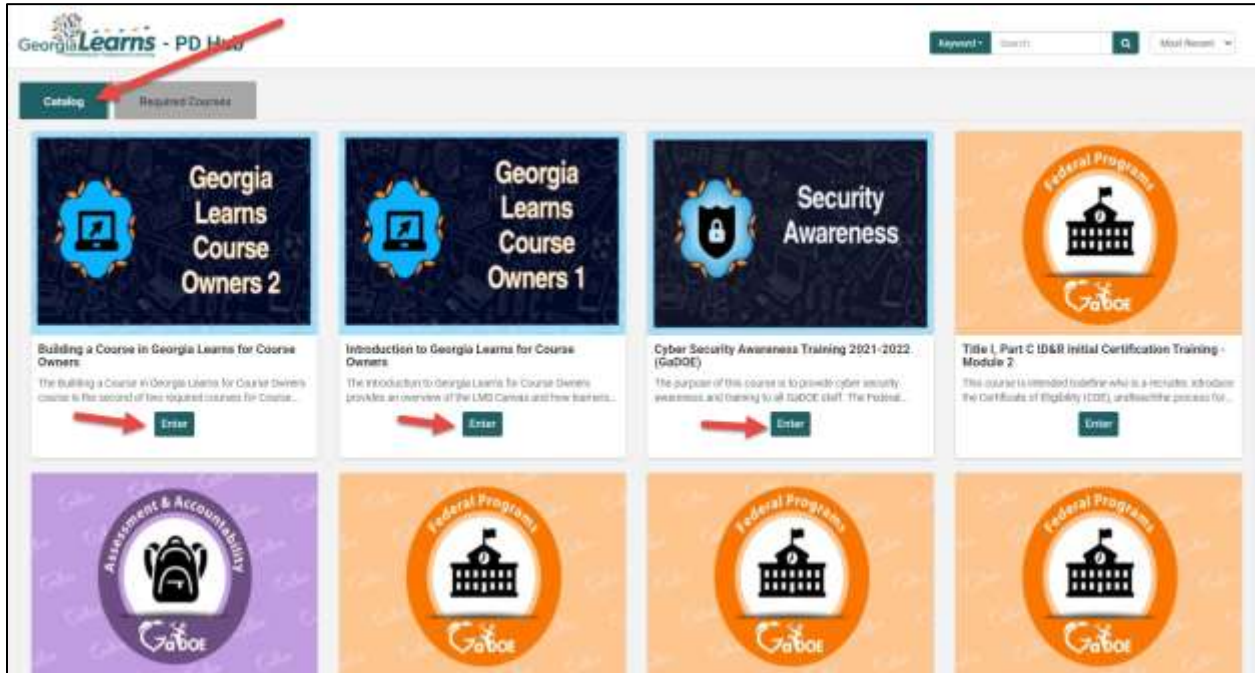
Step 2: The PL application will open. Click on any of the links to the **Georgia Learns PD Hub**.

Figure 2 : Arrow indicating Georgia Learns PD Hub in left navigation bar inside GaDOE portal.



Step 3: Next you will see the **Catalog** tab. Locate the course you would like to take. Click **Enter** to enroll in the course and access the course.

Figure 3: Arrows indicating Catalog tab and courses within Georgia Learns - PD Hub.



You are now ready to begin the course.

Completing a Georgia Learns course

After clicking **Enter**, you will arrive at the course homepage inside the course.

To get started, read through the homepage, then click the **Course Overview** link.

Figure 4: Course homepage indicating course overview link.

Homepage






Cyber Security Awareness Training 2021-2022

Technology Services

Course Navigation Quick Links

Modules Grades Badges Help

Welcome! The purpose of this course is to provide cyber security awareness and training to all GaDOE staff. The Federal Information Security Management Act (FISMA) of 2002, states "the people factor - not technology - is key to providing an adequate and appropriate level of security". This mandated course will bring awareness and provide training to ensure GaDOE staff are aware of their cyber security responsibilities.

| | |
|---|---|
|  | Course Overview Estimated Time: 5 minutes |
|  | Module 1: Business Email Account Compromise Estimated Time: 15 minutes |
|  | Module 2: Avoiding Dangerous Attachments Estimated Time: 15 minutes |
|  | Module 3: Mitigating Compromised Devices Estimated Time: 15 minutes |
|  | Final Assessment Estimated Time: 15 minutes |

Continue to navigate through the course, completing each page and advancing through the content by clicking the **Next** button in the bottom right of each page.

Figure 5: Course overview page indicating "next" button in lower right corner.

Course Overview

Cyber Security Awareness Training 2021-2022: Course Overview

Structure

There are 3 training videos that take a total of 30 minutes to complete. Learners must successfully complete the quiz found at the end of each training module.

Recommended Technology

Participants need a computer with internet access to complete this course. Chrome is the preferred browser. Participants should have basic computer skills (e.g. web navigation, internet search, email).

Learning Objectives

- How to identify and avoid dangerous email attachments
- How to apply best practices for handling unexpected email attachments
- Understand why attackers use attachments in email scams
- Identify how and why attackers compromise devices
- Recognize warning signs of compromised devices to prevent or mitigate attacks

Assessment

There is **one final quiz with 10 questions** that come from the contents of the three modules. You have unlimited attempts to reach a passing score of 80. To pass the course and earn a digital badge, you must pass quiz with at least an 80%.

Support

This course is intended to be an independent course. For this reason, no instructor contact information is provided. Please email PLSupport@doe.k12.ga.us address with questions regarding the content.

◀ Previous Next ▶



Complete all required modules to unlock the Final Quiz.

Earning your Badge: After completing the course requirements, you will earn a digital badge. The digital badge will be emailed to your Georgia Department of Education email address. This is for your records. You do not need to submit a badge or certificate as proof of course completion. Course completion is automatically reported.


[Training video to learn more about Badgr badges.](#)

Figure 6: Check Out Your Badge page within a course displaying information on course badge and course survey.

Check Out Your Badge

Cyber Security Awareness Training 2021-2022

[Click here to launch your badge!](#)



Remember: To earn your badge you must:

- Complete all three modules: Business Email Account Compromise, Avoiding Dangerous Attachments, and Mitigating Compromised Devices
- Complete the final assessment with at least an 80%

For more information about digital badges, please see the [help page](#).

Course Survey

After checking out your digital badge, please complete the [course survey](#).

[◀ Previous](#) [Next ▶](#)

Course Survey: Please complete the course survey to provide feedback.