


Georgia CTAE



Regional Meeting – Region
Lambert High School
September 15, 2015
Barbara M. Wall, Ed.D.



Richard Woods,
Georgia's School Superintendent
"Educating Georgia's Future"
gaDOE.org

Purposes of Regional Meetings

- 1. To emphasize the importance of education and workforce development to economic development.**
- 2. To look at & improve partnerships that exist within your community.**
- 3. To connect people.**
- 4. To identify resources.**
- 5. To identify national, state, regional workforce needs.**

Educating the Workforce – National Perspective:

Pathways to Prosperity Report, Harvard University, Graduate School of Education, 2011

- Most jobs (60%) will require SOME education or training beyond high school.
- A four-year college degree is not necessary for the majority of jobs (only 33% of jobs require a four-year or more college degree).
- There is a skills gap (plenty of jobs, but too few workers with needed skills).



60%

OF JOBS (AND GROWING) REQUIRE
 AT LEAST AN ASSOCIATE'S DEGREE



BUT ONLY

40%

OF AMERICANS OBTAIN AN
 A.A. OR B.A. BY THE AGE OF 27



SOURCES

Bureau of Labor Statistics Occupational
 Employment Statistics and Division of
 Occupational Outlook

IES National Center for Education Statistics, U.S.
 Department of Education Institute of Education
 Sciences, Digest of Education Statistics, Table 2:
 Enrollment in educational institutions, by level
 and control of institution: Selected years, fall 1980
 through fall 2009

Pathways to Prosperity Report, Harvard Graduate
 School of Education, February 2011

PREPARING TO JOIN THE AMERICAN WORKFORCE

62% MORE STUDENTS ARE ENROLLED IN POSTSECONDARY DEGREE-GRANTING INSTITUTIONS NOW THAN 30 YEARS AGO

 **1980**
 12.1 MILLION

  **2009**
 19.6 MILLION

BUT

"ON TIME" COMPLETION RATES ARE ALARMINGLY LOW



ADDITIONAL CONCERNS

- Hard for young people to find jobs
- Growing evidence of a "skills gap" – many young people lack the SKILLS & WORK ETHIC needed for many jobs that pay middle class wages
- There are available jobs but go unfilled



SOURCES

Bureau of Labor Statistics Occupational Employment Statistics and Division of Occupational Outlook

IES National Center for Education Statistics, U.S. Department of Education Institute of Education Sciences, Digest of Education Statistics, Table 2: Enrollment in educational institutions, by level and control of institution: Selected years, fall 1980 through fall 2009

Pathways to Prosperity Report, Harvard Graduate School of Education, February 2011

GROWING AND DECLINING JOBS AND THEIR EARNING POTENTIAL

 Bachelor's or above  Associate's or some college  High School diploma or less







HIGHEST GROWTH / LOWER WAGES

(Highest Median Wages as of May 2008: \$50,000)

-  Home health aids
-  Personal and home care aides
-  Skin care specialists
-  Physical therapist aides
-  Veterinary technologists and technicians
-  Dental assistants
-  Medical assistants
-  Physical therapist assistants
-  Self-enrichment education teachers
-  Compliance officers*

HIGHEST GROWTH / HIGHER WAGES

(Highest Median Wages as of May 2008: \$85,430)

-  Biomedical engineers
-  Network systems and data communications analysts
-  Financial examiners
-  Medical scientists, except epidemiologists
-  Physician assistants
-  Biochemists and biophysicists
-  Athletic trainers
-  Dental hygienists
-  Computer software engineers, applications
-  Veterinarians

LOWEST GROWTH / LOWEST WAGES

(Highest Median Wages as of May 2008: \$26,200)

-  Extruding and forming machine setters, operators, and tenders, synthetic and glass fibers
-  Semiconductor processors
-  Postal Service mail sorters, processors, and machine operators
-  Wellhead pumpers
-  Fabric and apparel patternmakers
-  Drilling and boring machine tool setters, operators, and tenders
-  Lathe and turning machine tool setters, operators, and tenders
-  Order clerks
-  Derrick operators, oil and gas
-  Desktop publishers

LOWEST GROWTH / HIGHEST WAGES

(Highest Median Wages as of May 2008: \$50,020)

-  Shoe machine operators and tenders
-  Photographic processing machine operators
-  File clerks
-  Coil winders, tapers, and finishers
-  Sewing machine operators
-  Fabric menders, except garment
-  Textile bleaching and dyeing machine operators and tenders
-  Textile winding, twisting, and drawing out machine setters, operators, and tenders
-  Textile knitting and weaving machine setters, operators, and tenders
-  Textile cutting machine setters, operators, and tenders



Partners
Educating

Georgia's

Future Workforce

Georgia Department of Education

Georgia Department of Education