

Enhancement Activities/Strategies for Gifted/High Ability Learners: Sample Reading/Language Arts Learning Plan

Big Idea/ Topic

- Figurative Language and Stories

Standard Alignment

- **ELAGSE5RL1:** Quote accurately from a text when explaining what the text says explicitly and when drawing inferences from the text.
- **ELAGSE5RL4:** Determine the meaning of words and phrases as they are used in a text, including figurative language such as metaphors and similes.
- **ELAGSE5RL9:** Compare and contrast stories in the same genre (e.g., mysteries and adventure stories) on their approaches to similar themes and topics.
- **ELAGSE5SL1:** Engage effectively in a range of collaborative discussions (one-on-one, in groups, and teacher-led) with diverse partners on grade 5 topics and texts, building on others' ideas and expressing their own clearly.
- **ELAGSE5W8:** Recall relevant information from experiences or gather relevant information from print and digital sources; summarize or paraphrase information in notes and finished work and provide a list of sources.

Advanced Research

Select a fairy tale and research different adaptations from various countries and cultures. Compare and contrast the common elements. For example, think about fairy tales with other cultures and countries. Have students create a bitmoji-like character, and they can then create comics depicting some of the differences between the chosen fairy tales.

Communication

Figurative Language is all around us in music, tv, movies, advertisements, and more. Encourage students to compile a collection of examples. Students can share information in a variety of ways.

Critical Thinking and Critical Problem-Solving Skills

Have the students create their own escape room whether it is digital or F2F. Challenge students to collaborate, use critical thinking, and communication to escape. If this is your students' first experience with this, you may need to be prepared to give hints to help guide students. I find the best hints are questions to make them think more. Allow the students time to struggle before providing a hint. Oftentimes, they will figure out the answer by working through what does not work.

A sample hint could be: *Can you find any examples of figurative language? (onomatopoeia) What would be a logical way to organize the words? (Alphabetical order) The lock is looking for numbers. How can you get numbers from the information you have? (Number of letters in each word that is an onomatopoeia).*

Creative Thinking and Creative Problem-Solving Skills

Create a story that "misrepresents" the meaning of a personification phrase, simile, or metaphor by applying the literal meaning. Have the students share these with the class.

Awareness of Self—Student's Well-being

Encourage students to keep a journal while they work to complete reading all the books on the district list. Be sure that they complete a section on how the figurative language makes them feel.

Digital Breakout EDU Challenge Recording Sheet: Birds of a Feather Flock Together

My Name _____




Names of the Students in My Group: _____



I was getting ready for work when a flock of ducks invaded my bathroom! They seem to have a fascination with **Figurative Language**. Can use your knowledge of Figurative Language and help me get these ducks out of my bathroom?

Record the Correct Lock Combination for Each Lock

Lock		Correct Combination					What types of figurative language did you see in the puzzle?
	Number Lock						
	Directional Lock						

	Shape Lock						
	Color Lock						
	Word Lock						

Which puzzles required multiple steps to solve?

Which puzzles did you work with other people to solve?

Name _____ Fairy Tale Comparison

Use this chart to compare and contrast a fairy tale with three different versions.

Book/Story Title			
Country or Culture			
Good Character			
Evil Character			
Setting			
Problem			
Magic			
Happy Ending			
Lesson Learned			
Important Number			