

# State Advisory Panel

## State Performance Plan (SPP) and Annual Performance Report (APR)

### Indicators 1 and 2

October 15, 2020

# Goals of the Presentation

- **Describe the criteria for measuring Indicator 1- Graduation Rate and Indicator 2- Dropout Rate in the SPP/APR**
- **Provide current information and trend data regarding Georgia's status in meeting Graduation Rate and Dropout Rate targets**
- **Future presentations will focus upon other Indicators and illustrate action steps to address Indicators**

# Indicator 1: Graduation

Percent of youth with Individualized Education Programs (IEPs) graduating from high school with a regular high school diploma. (20 U.S.C. 1416 (a)(3)(A))

## **Data Source**

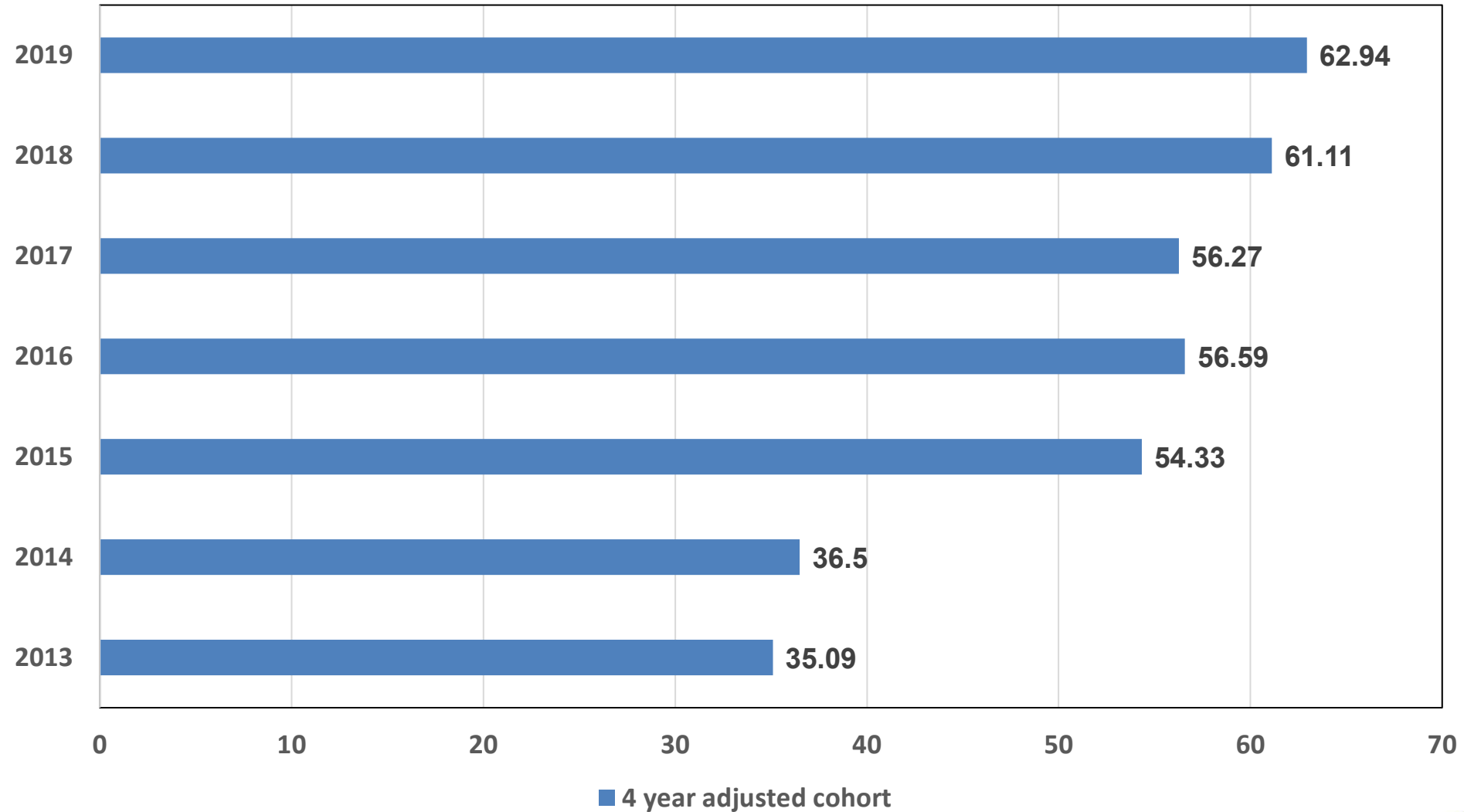
Same data as used for reporting to the Department of Education (Department) under Title I of the Elementary and Secondary Education Act (ESEA).

## **Measurement**

Georgia reports data for children with disabilities using the four-year adjusted cohort graduation rate required under the ESEA.

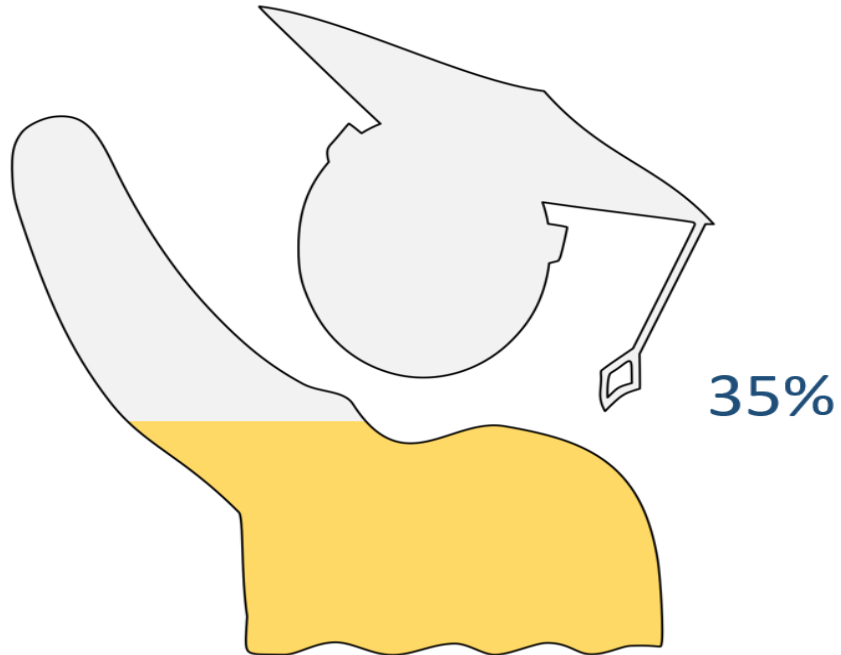
States must continue to report the four-year adjusted cohort graduation rate for all students and disaggregated by student subgroups including the children with disabilities subgroup, as required under section 1111(h)(1)(C)(iii)(II) of the ESEA, on State report cards under Title I of the ESEA even if they only report an extended-year adjusted cohort graduation rate for the purpose of SPP/APR reporting.

# Students with Disabilities Graduation Rate

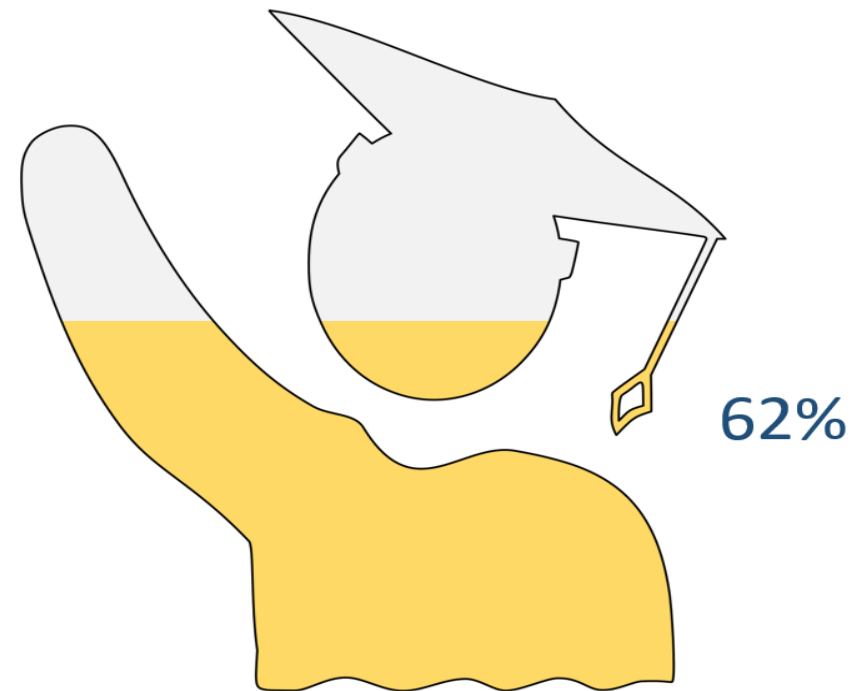


# Dramatic 27% Increase in SWD Graduation Rate 2013-2019!

Indicator 1: Graduation Rate



Indicator 1: Graduation Rate




# Graduation Rate

Indicator 1: SWD Graduation 2013



Indicator 1: SWD Graduation 2019



# Actions to Increase the Graduation Rate

- State Systemic Improvement Plan (SSIP) with GLRS Coordination
- Special Education Teacher Training regarding High Leverage Practices
- Results Driven Accountability/Cross Functional Monitoring
- On October 30, 2020 additional information about the exciting interventions and strategies used to improve the graduation rate in the State Advisory Panel meeting.

# Indicator 2: Drop Out Rate

Percent of youth with IEPs dropping out of high school.  
(20 U.S.C. 1416 (a)(3)(A))

## **Data Source**

Same data as used for reporting to the Department under section 618 of the Individuals with Disabilities Education Act (IDEA), using the definitions in EDFacts file specification FS009.

## **Measurement**

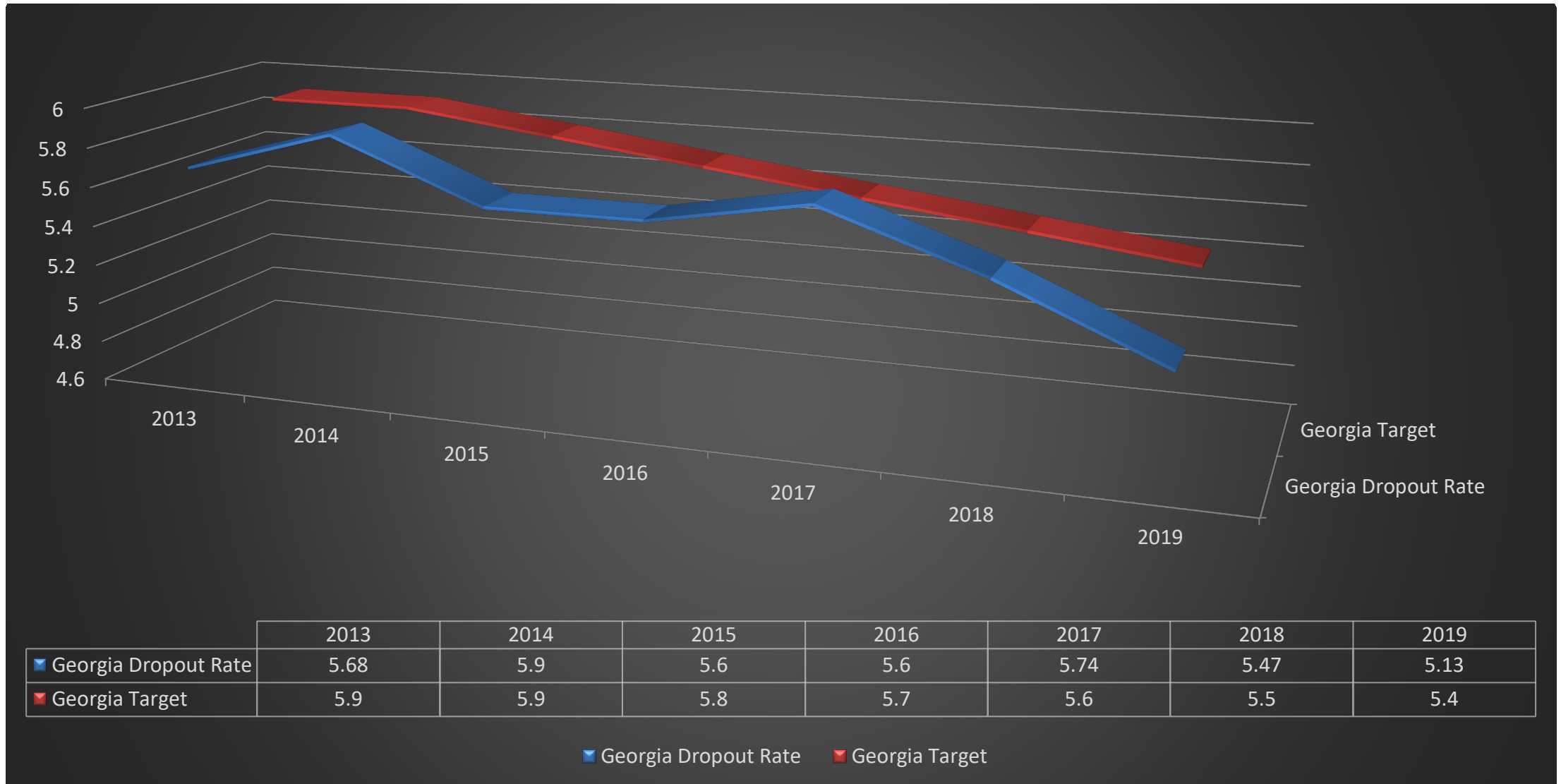
States must report a percentage of students in 9<sup>th</sup> through 12<sup>th</sup> grades with a withdrawal reason corresponding to dropout.

A student is considered a dropout when the student withdraws from school with a withdrawal code corresponding to one of the following reasons: Marriage, Expelled, Financial Hardship/Job, Incarcerated/Under Jurisdiction of Juvenile or Criminal Justice Authority, Low Grades/School Failure, Military, Adult Education/Postsecondary, Pregnant/Parent, Removed for Lack of Attendance, Serious Illness/Accident, and Unknown.



# Students with Disabilities Dropout Rate

## 2018-2019



# Dropouts Numbers SY 2018 → 2019

69,234

# of SWD

Grades 9-12

3,555

# of SWD  
Dropout

Grades 9-12

5.13%

Target 5.47%

Met Target

# Actions to Improve Dropout Rate

Coming Soon!

Strategies will be discussed in detail at the October 30, 2020 SAP Meeting!