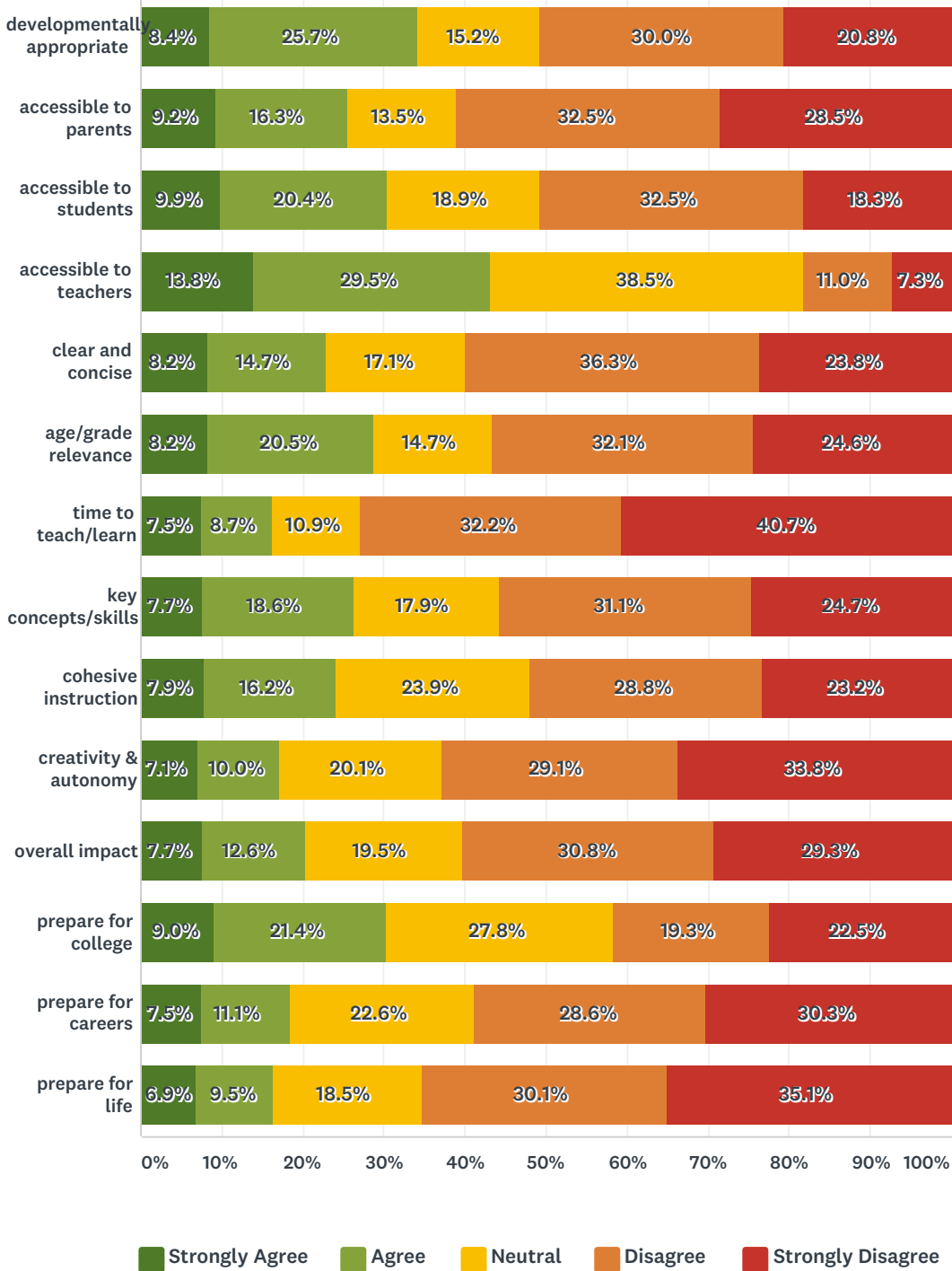


## Q4 Please rate the following statements based on the current Mathematics standards. The current standards:

Answered: 470 Skipped: 0



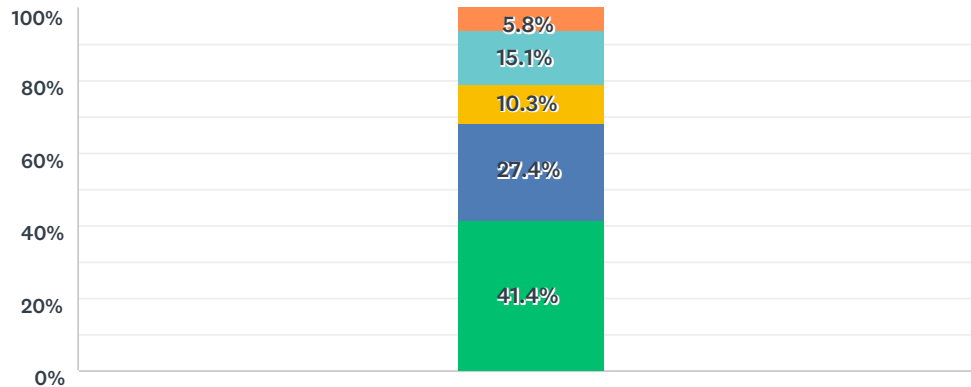
	STRONGLY AGREE	AGREE	NEUTRAL	DISAGREE	STRONGLY DISAGREE	TOTAL	WEIGHTED AVERAGE
developmentally appropriate	8.4%	25.7%	15.2%	30.0%	20.8%	467	3.29
	39	120	71	140	97		

## Mathematics Survey 2019

accessible to parents	9.2% 43	16.3% 76	13.5% 63	32.5% 152	28.5% 133	467	3.55
accessible to students	9.9% 46	20.4% 95	18.9% 88	32.5% 151	18.3% 85	465	3.29
accessible to teachers	13.8% 64	29.5% 137	38.5% 179	11.0% 51	7.3% 34	465	2.69
clear and concise	8.2% 38	14.7% 68	17.1% 79	36.3% 168	23.8% 110	463	3.53
age/grade relevance	8.2% 38	20.5% 95	14.7% 68	32.1% 149	24.6% 114	464	3.44
time to teach/learn	7.5% 35	8.7% 41	10.9% 51	32.2% 151	40.7% 191	469	3.90
key concepts/skills	7.7% 36	18.6% 87	17.9% 84	31.1% 146	24.7% 116	469	3.47
cohesive instruction	7.9% 37	16.2% 76	23.9% 112	28.8% 135	23.2% 109	469	3.43
creativity & autonomy	7.1% 33	10.0% 47	20.1% 94	29.1% 136	33.8% 158	468	3.72
overall impact	7.7% 36	12.6% 59	19.5% 91	30.8% 144	29.3% 137	467	3.61
prepare for college	9.0% 42	21.4% 100	27.8% 130	19.3% 90	22.5% 105	467	3.25
prepare for careers	7.5% 35	11.1% 52	22.6% 106	28.6% 134	30.3% 142	469	3.63
prepare for life	6.9% 32	9.5% 44	18.5% 86	30.1% 140	35.1% 163	465	3.77

## Q5 Rigor by Grade Level

Answered: 464 Skipped: 6



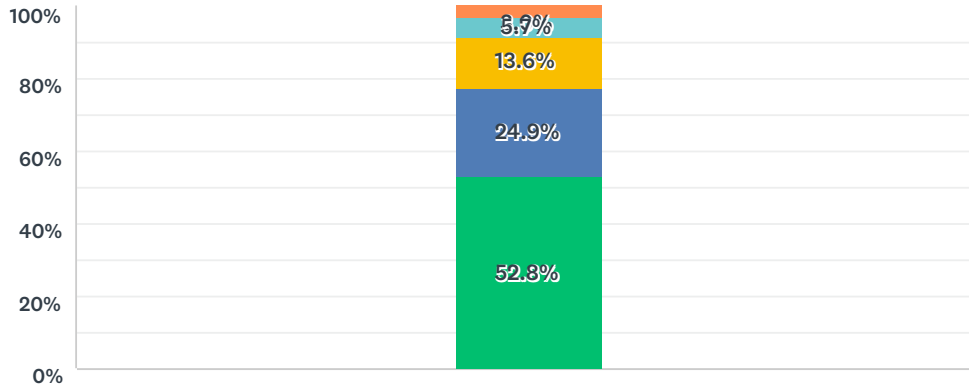
Rate the level of rigor for the age/grade level to which they are assigned.

- Too rigorous for the age/grade level
- Appropriate level of rigor for the age/grade level
- Neutral
- Somewhat rigorous for the age/grade level
- Not rigorous for the age/grade level

	TOO RIGOROUS FOR THE AGE/GRADE LEVEL	APPROPRIATE LEVEL OF RIGOR FOR THE AGE/GRADE LEVEL	NEUTRAL	SOMEWHAT RIGOROUS FOR THE AGE/GRADE LEVEL	NOT RIGOROUS FOR THE AGE/GRADE LEVEL	TOTAL	WEIGHTED AVERAGE
Rate the level of rigor for the age/grade level to which they are assigned.	41.4% 192	27.4% 127	10.3% 48	15.1% 70	5.8% 27	464	2.17

## Q6 Emphasis on standards

Answered: 470 Skipped: 0



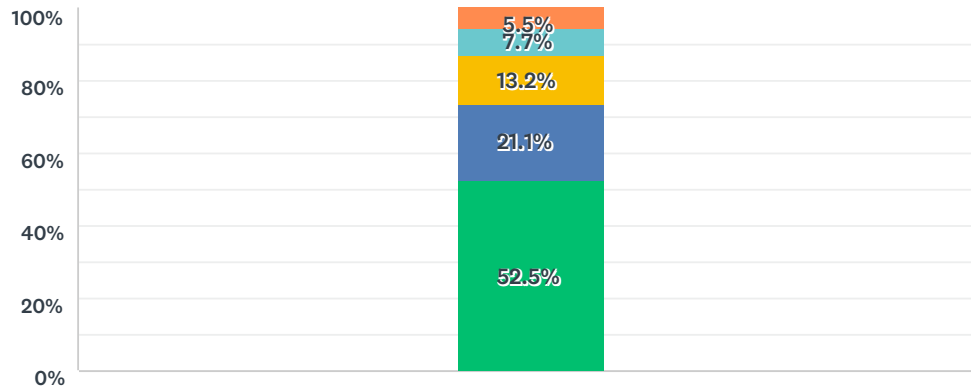
Rate the level of emphasis on the standards within your school.

■ Too much emphasis   
 ■ Appropriate level emphasis   
 ■ Neutral  
■ Some level of emphasis   
 ■ No emphasis

	TOO MUCH EMPHASIS	APPROPRIATE LEVEL EMPHASIS	NEUTRAL	SOME LEVEL OF EMPHASIS	NO EMPHASIS	TOTAL	WEIGHTED AVERAGE
Rate the level of emphasis on the standards within your school.	52.8% 248	24.9% 117	13.6% 64	5.7% 27	3.0% 14	470	1.81

## Q7 Standards Drive Instruction

Answered: 469 Skipped: 1



Rate the degree to which the standards drive local/classroom instructional or curricular decisions and practices.

■ Too influential   
 ■ Appropriate level of influence   
 ■ Neutral  
■ Some level of influence   
 ■ No influence

	TOO INFLUENTIAL	APPROPRIATE LEVEL OF INFLUENCE	NEUTRAL	SOME LEVEL OF INFLUENCE	NO INFLUENCE	TOTAL	WEIGHTED AVERAGE
Rate the degree to which the standards drive local/classroom instructional or curricular decisions and practices.	52.5% 246	21.1% 99	13.2% 62	7.7% 36	5.5% 26	469	1.93