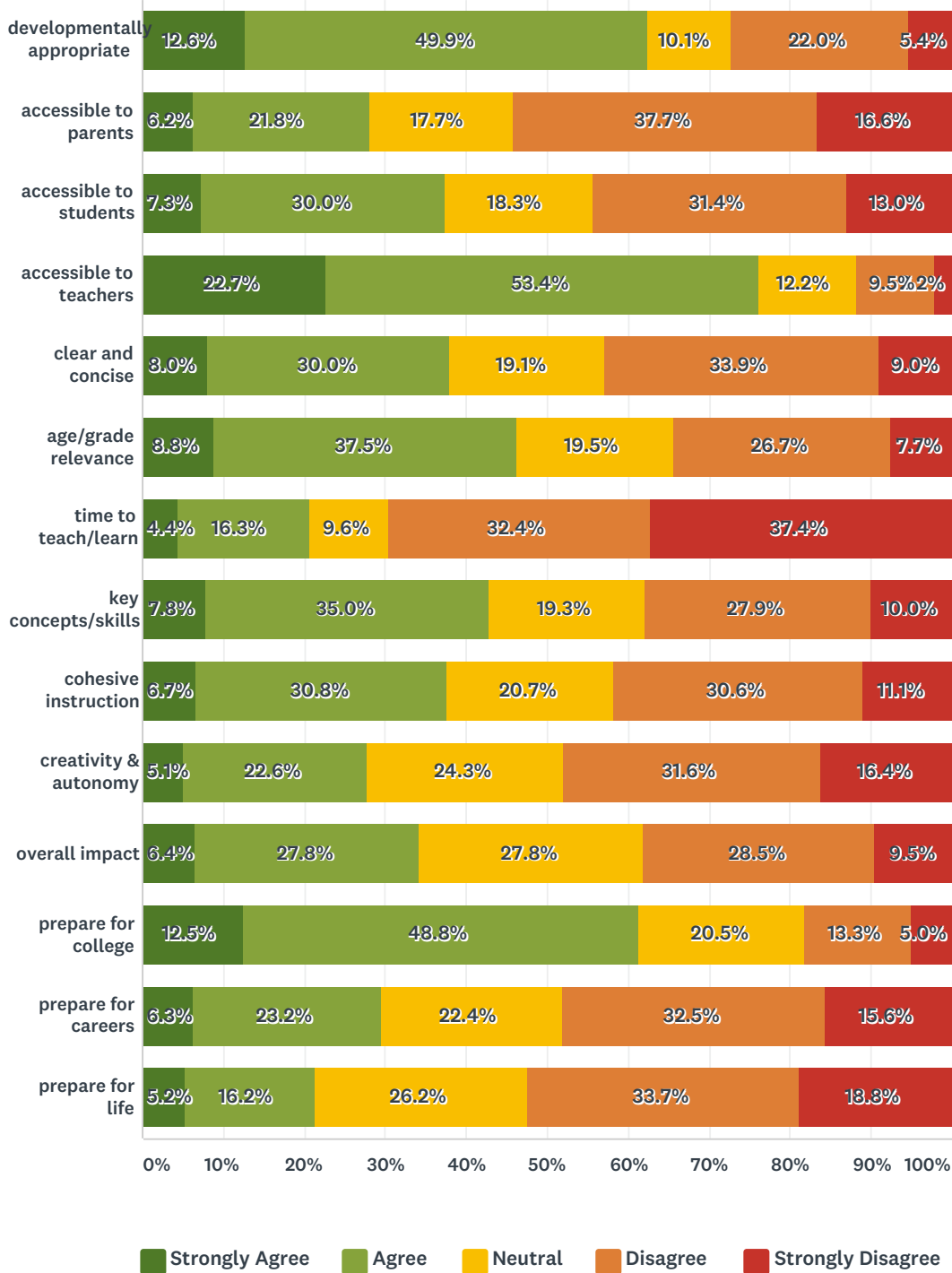


Q4 Please rate the following statements based on the current Mathematics standards. The current standards:

Answered: 1,033 Skipped: 0



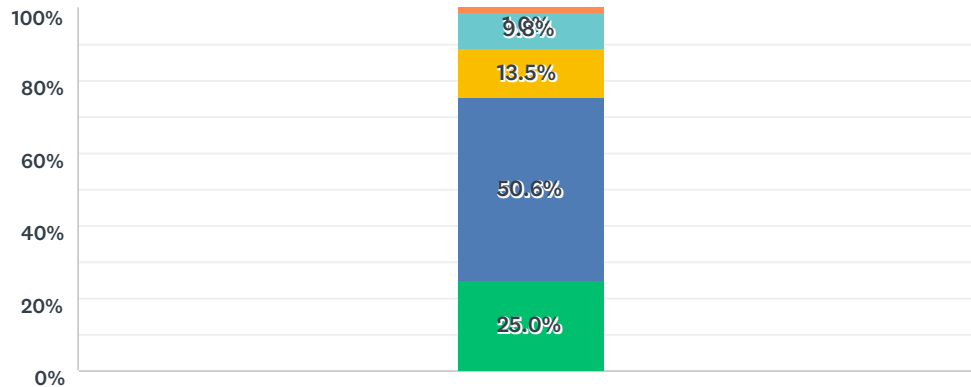
	STRONGLY AGREE	AGREE	NEUTRAL	DISAGREE	STRONGLY DISAGREE	TOTAL	WEIGHTED AVERAGE
developmentally appropriate	12.6%	49.9%	10.1%	22.0%	5.4%	1,029	2.58
	130	513	104	226	56		

Mathematics Survey 2019

accessible to parents	6.2% 64	21.8% 225	17.7% 182	37.7% 388	16.6% 171	1,030	3.37
accessible to students	7.3% 75	30.0% 309	18.3% 188	31.4% 323	13.0% 134	1,029	3.13
accessible to teachers	22.7% 233	53.4% 549	12.2% 125	9.5% 98	2.2% 23	1,028	2.15
clear and concise	8.0% 82	30.0% 308	19.1% 196	33.9% 349	9.0% 93	1,028	3.06
age/grade relevance	8.8% 90	37.5% 385	19.5% 200	26.7% 274	7.7% 79	1,028	2.87
time to teach/learn	4.4% 45	16.3% 168	9.6% 99	32.4% 334	37.4% 386	1,032	3.82
key concepts/skills	7.8% 80	35.0% 361	19.3% 199	27.9% 287	10.0% 103	1,030	2.97
cohesive instruction	6.7% 69	30.8% 317	20.7% 213	30.6% 315	11.1% 114	1,028	3.09
creativity & autonomy	5.1% 52	22.6% 232	24.3% 250	31.6% 325	16.4% 168	1,027	3.32
overall impact	6.4% 66	27.8% 285	27.8% 285	28.5% 293	9.5% 98	1,027	3.07
prepare for college	12.5% 128	48.8% 501	20.5% 210	13.3% 136	5.0% 51	1,026	2.49
prepare for careers	6.3% 64	23.2% 238	22.4% 229	32.5% 333	15.6% 160	1,024	3.28
prepare for life	5.2% 53	16.2% 165	26.2% 267	33.7% 344	18.8% 192	1,021	3.45

Q5 Rigor by Grade Level

Answered: 1,027 Skipped: 6



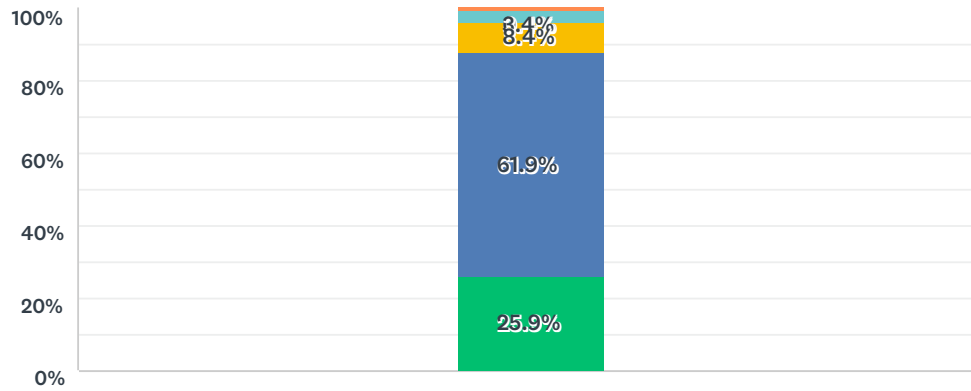
Rate the level of rigor for the age/grade level to which they are assigned.

- Too rigorous for the age/grade level
- Appropriate level of rigor for the age/grade level
- Neutral
- Somewhat rigorous for the age/grade level
- Not rigorous for the age/grade level

	TOO RIGOROUS FOR THE AGE/GRADE LEVEL	APPROPRIATE LEVEL OF RIGOR FOR THE AGE/GRADE LEVEL	NEUTRAL	SOMEWHAT RIGOROUS FOR THE AGE/GRADE LEVEL	NOT RIGOROUS FOR THE AGE/GRADE LEVEL	TOTAL	WEIGHTED AVERAGE
Rate the level of rigor for the age/grade level to which they are assigned.	25.0% 257	50.6% 520	13.5% 139	9.8% 101	1.0% 10	1,027	2.11

Q6 Emphasis on standards

Answered: 1,029 Skipped: 4



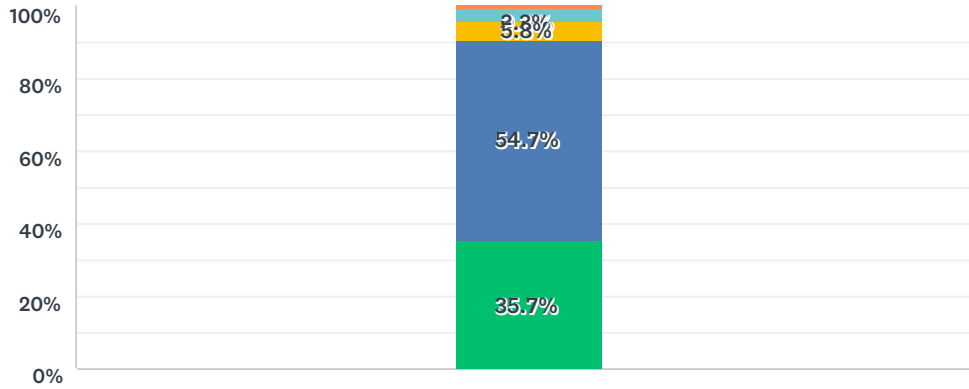
Rate the level of emphasis on the standards within your school.

■ Too much emphasis
 ■ Appropriate level emphasis
 ■ Neutral
■ Some level of emphasis
 ■ No emphasis

	TOO MUCH EMPHASIS	APPROPRIATE LEVEL EMPHASIS	NEUTRAL	SOME LEVEL OF EMPHASIS	NO EMPHASIS	TOTAL	WEIGHTED AVERAGE
Rate the level of emphasis on the standards within your school.	25.9% 267	61.9% 637	8.4% 86	3.4% 35	0.4% 4	1,029	1.90

Q7 Standards Drive Instruction

Answered: 1,032 Skipped: 1



Rate the degree to which the standards drive local/classroom instructional or curricular decisions and practices.

■ Too influential
 ■ Appropriate level of influence
 ■ Neutral
■ Some level of influence
 ■ No influence

	TOO INFLUENTIAL	APPROPRIATE LEVEL OF INFLUENCE	NEUTRAL	SOME LEVEL OF INFLUENCE	NO INFLUENCE	TOTAL	WEIGHTED AVERAGE
Rate the degree to which the standards drive local/classroom instructional or curricular decisions and practices.	35.7% 368	54.7% 564	5.8% 60	3.3% 34	0.6% 6	1,032	1.78