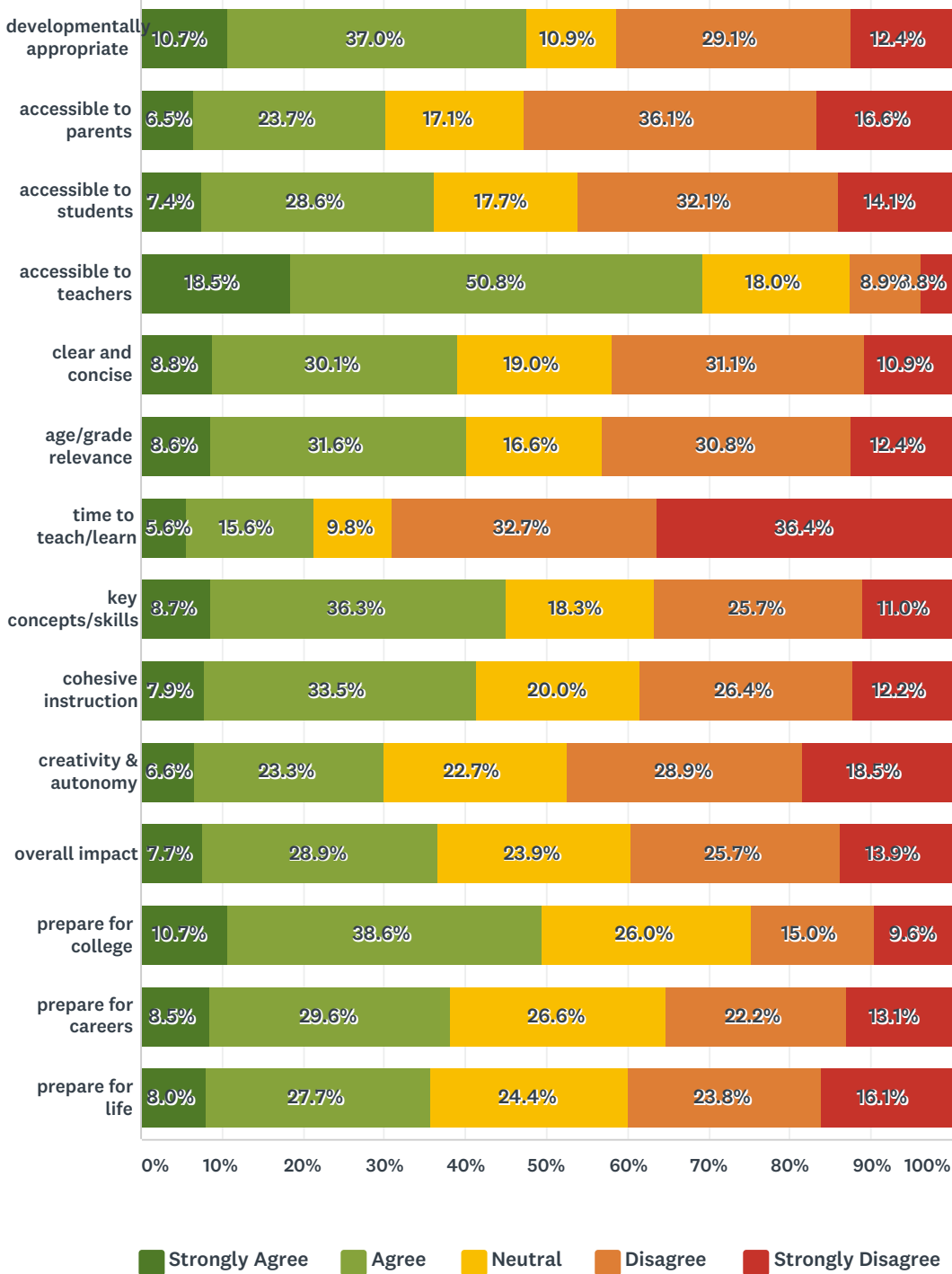


## Q4 Please rate the following statements based on the current Mathematics standards. The current standards:

Answered: 13,726 Skipped: 10



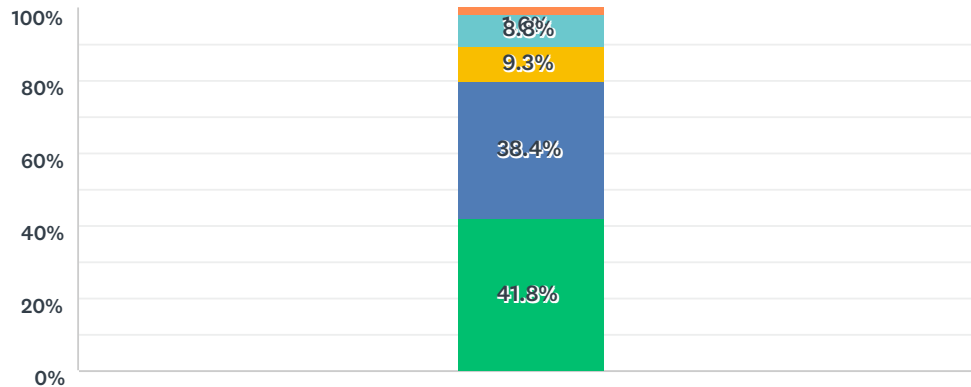
	STRONGLY AGREE	AGREE	NEUTRAL	DISAGREE	STRONGLY DISAGREE	TOTAL	WEIGHTED AVERAGE
developmentally appropriate	10.7%	37.0%	10.9%	29.1%	12.4%	13,681	2.95
	1,467	5,056	1,488	3,977	1,693		

## Mathematics Survey 2019

accessible to parents	6.5% 889	23.7% 3,243	17.1% 2,333	36.1% 4,941	16.6% 2,273	13,679	3.33
accessible to students	7.4% 1,011	28.6% 3,907	17.7% 2,412	32.1% 4,382	14.1% 1,925	13,637	3.17
accessible to teachers	18.5% 2,520	50.8% 6,926	18.0% 2,457	8.9% 1,211	3.8% 516	13,630	2.29
clear and concise	8.8% 1,201	30.1% 4,088	19.0% 2,588	31.1% 4,232	10.9% 1,477	13,586	3.05
age/grade relevance	8.6% 1,172	31.6% 4,310	16.6% 2,263	30.8% 4,208	12.4% 1,698	13,651	3.07
time to teach/learn	5.6% 771	15.6% 2,129	9.8% 1,342	32.7% 4,470	36.4% 4,977	13,689	3.79
key concepts/skills	8.7% 1,186	36.3% 4,965	18.3% 2,508	25.7% 3,509	11.0% 1,506	13,674	2.94
cohesive instruction	7.9% 1,078	33.5% 4,574	20.0% 2,732	26.4% 3,609	12.2% 1,668	13,661	3.02
creativity & autonomy	6.6% 896	23.3% 3,186	22.7% 3,101	28.9% 3,940	18.5% 2,527	13,650	3.29
overall impact	7.7% 1,044	28.9% 3,944	23.9% 3,258	25.7% 3,509	13.9% 1,891	13,646	3.09
prepare for college	10.7% 1,465	38.6% 5,271	26.0% 3,552	15.0% 2,053	9.6% 1,309	13,650	2.74
prepare for careers	8.5% 1,155	29.6% 4,035	26.6% 3,628	22.2% 3,031	13.1% 1,788	13,637	3.02
prepare for life	8.0% 1,079	27.7% 3,760	24.4% 3,306	23.8% 3,224	16.1% 2,185	13,554	3.12

## Q5 Rigor by Grade Level

Answered: 13,658 Skipped: 78



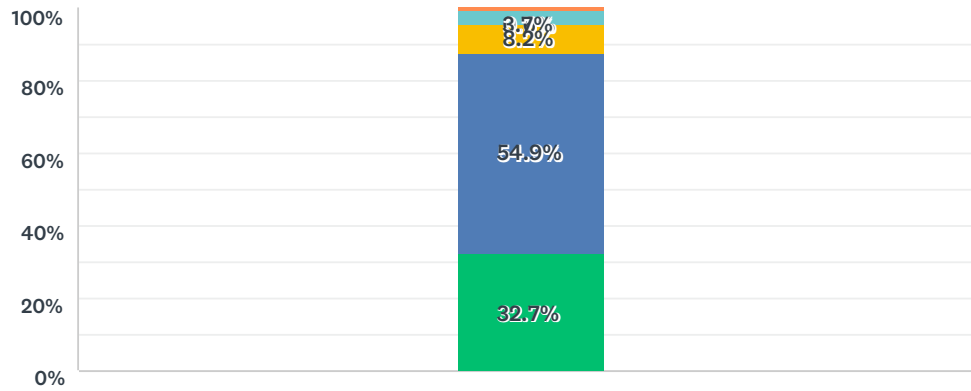
Rate the level of rigor for the age/grade level to which they are assigned.

- Too rigorous for the age/grade level
- Appropriate level of rigor for the age/grade level
- Neutral
- Somewhat rigorous for the age/grade level
- Not rigorous for the age/grade level

	TOO RIGOROUS FOR THE AGE/GRADE LEVEL	APPROPRIATE LEVEL OF RIGOR FOR THE AGE/GRADE LEVEL	NEUTRAL	SOMEWHAT RIGOROUS FOR THE AGE/GRADE LEVEL	NOT RIGOROUS FOR THE AGE/GRADE LEVEL	TOTAL	WEIGHTED AVERAGE
Rate the level of rigor for the age/grade level to which they are assigned.	41.8% 5,715	38.4% 5,244	9.3% 1,275	8.8% 1,201	1.6% 223	13,658	1.90

## Q6 Emphasis on standards

Answered: 13,690 Skipped: 46



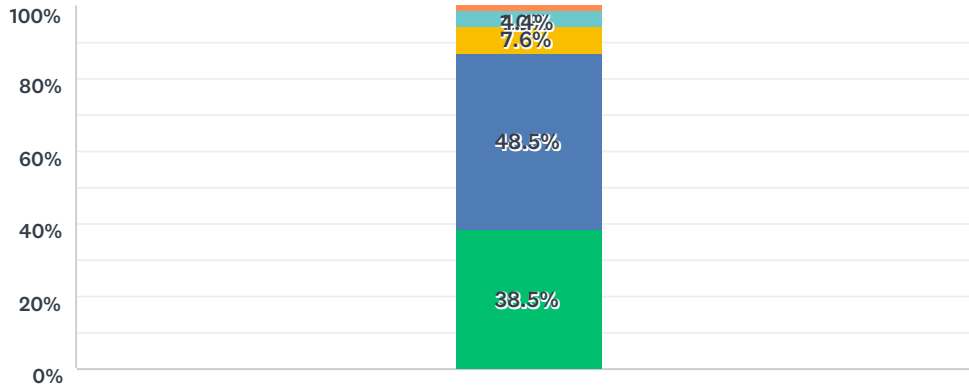
Rate the level of emphasis on the standards within your school.

■ Too much emphasis   
 ■ Appropriate level emphasis   
 ■ Neutral  
■ Some level of emphasis   
 ■ No emphasis

	TOO MUCH EMPHASIS	APPROPRIATE LEVEL EMPHASIS	NEUTRAL	SOME LEVEL OF EMPHASIS	NO EMPHASIS	TOTAL	WEIGHTED AVERAGE
Rate the level of emphasis on the standards within your school.	32.7% 4,474	54.9% 7,512	8.2% 1,121	3.7% 506	0.6% 77	13,690	1.85

## Q7 Standards Drive Instruction

Answered: 13,695 Skipped: 41



Rate the degree to which the standards drive local/classroom instructional or curricular decisions and practices.

■ Too influential   
 ■ Appropriate level of influence   
 ■ Neutral  
■ Some level of influence   
 ■ No influence

	TOO INFLUENTIAL	APPROPRIATE LEVEL OF INFLUENCE	NEUTRAL	SOME LEVEL OF INFLUENCE	NO INFLUENCE	TOTAL	WEIGHTED AVERAGE
Rate the degree to which the standards drive local/classroom instructional or curricular decisions and practices.	38.5% 5,279	48.5% 6,639	7.6% 1,045	4.4% 600	1.0% 132	13,695	1.81