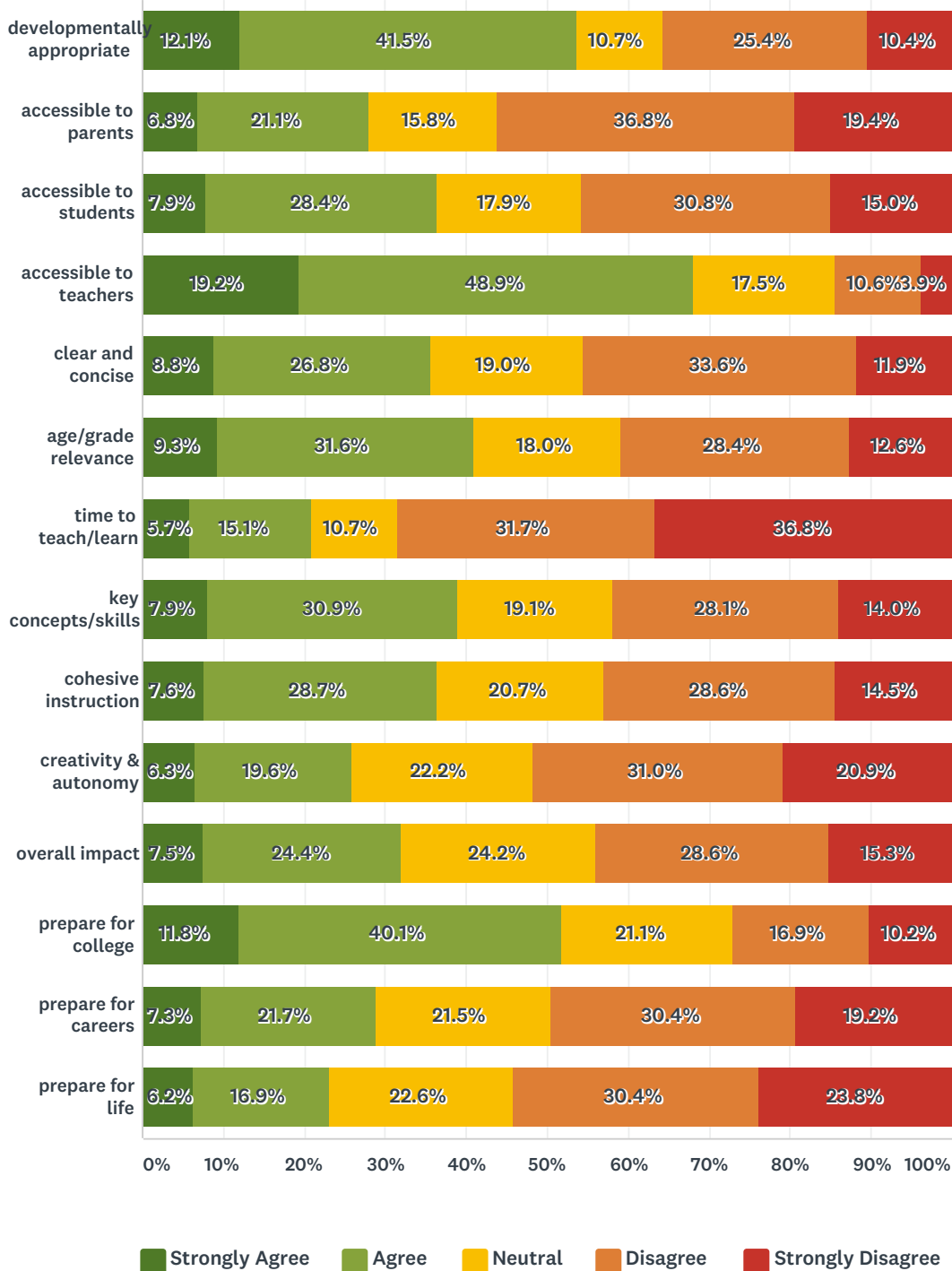


## Q4 Please rate the following statements based on the current Mathematics standards. The current standards:

Answered: 2,063 Skipped: 4



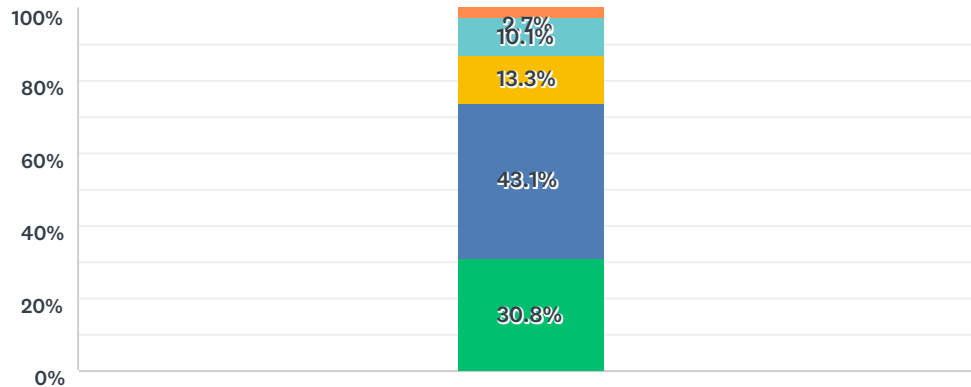
	STRONGLY AGREE	AGREE	NEUTRAL	DISAGREE	STRONGLY DISAGREE	TOTAL	WEIGHTED AVERAGE
developmentally appropriate	12.1% 248	41.5% 851	10.7% 219	25.4% 520	10.4% 213	2,051	2.80

## Mathematics Survey 2019

accessible to parents	6.8% 140	21.1% 434	15.8% 325	36.8% 757	19.4% 399	2,055	3.41
accessible to students	7.9% 161	28.4% 582	17.9% 366	30.8% 631	15.0% 307	2,047	3.17
accessible to teachers	19.2% 394	48.9% 1,000	17.5% 358	10.6% 216	3.9% 79	2,047	2.31
clear and concise	8.8% 179	26.8% 547	19.0% 387	33.6% 687	11.9% 242	2,042	3.13
age/grade relevance	9.3% 191	31.6% 648	18.0% 370	28.4% 583	12.6% 258	2,050	3.03
time to teach/learn	5.7% 118	15.1% 310	10.7% 220	31.7% 651	36.8% 756	2,055	3.79
key concepts/skills	7.9% 163	30.9% 636	19.1% 392	28.1% 577	14.0% 287	2,055	3.09
cohesive instruction	7.6% 156	28.7% 590	20.7% 425	28.6% 587	14.5% 297	2,055	3.14
creativity & autonomy	6.3% 130	19.6% 402	22.2% 454	31.0% 635	20.9% 428	2,049	3.40
overall impact	7.5% 153	24.4% 500	24.2% 497	28.6% 587	15.3% 313	2,050	3.20
prepare for college	11.8% 241	40.1% 820	21.1% 432	16.9% 345	10.2% 209	2,047	2.74
prepare for careers	7.3% 149	21.7% 443	21.5% 439	30.4% 622	19.2% 393	2,046	3.33
prepare for life	6.2% 127	16.9% 344	22.6% 460	30.4% 619	23.8% 484	2,034	3.49

## Q5 Rigor by Grade Level

Answered: 2,052 Skipped: 15



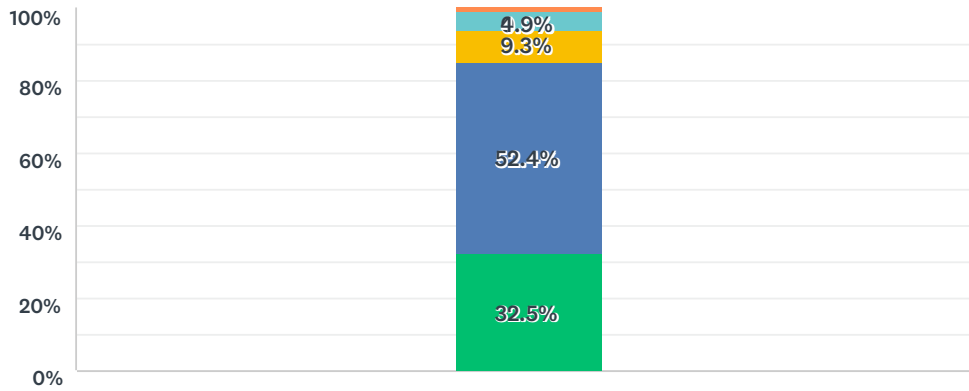
Rate the level of rigor for the age/grade level to which they are assigned.

- Too rigorous for the age/grade level
- Appropriate level of rigor for the age/grade level
- Neutral
- Somewhat rigorous for the age/grade level
- Not rigorous for the age/grade level

	TOO RIGOROUS FOR THE AGE/GRADE LEVEL	APPROPRIATE LEVEL OF RIGOR FOR THE AGE/GRADE LEVEL	NEUTRAL	SOMEWHAT RIGOROUS FOR THE AGE/GRADE LEVEL	NOT RIGOROUS FOR THE AGE/GRADE LEVEL	TOTAL	WEIGHTED AVERAGE
Rate the level of rigor for the age/grade level to which they are assigned.	30.8% 633	43.1% 884	13.3% 272	10.1% 207	2.7% 56	2,052	2.11

## Q6 Emphasis on standards

Answered: 2,057 Skipped: 10



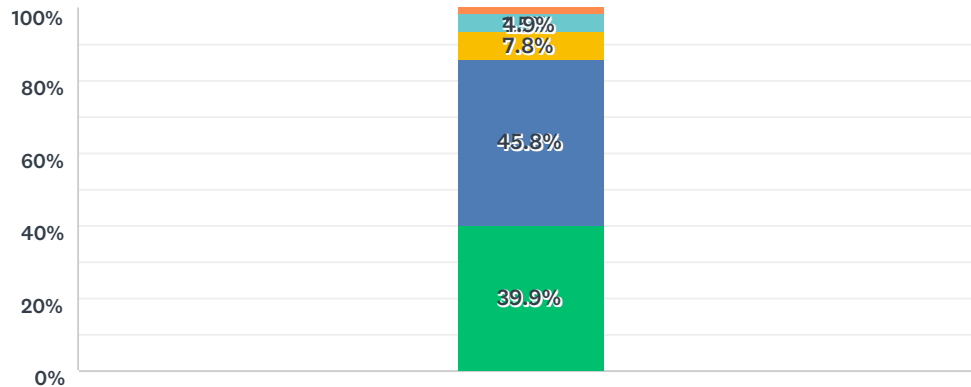
Rate the level of emphasis on the standards within your school.

■ Too much emphasis   
 ■ Appropriate level emphasis   
 ■ Neutral  
■ Some level of emphasis   
 ■ No emphasis

	TOO MUCH EMPHASIS	APPROPRIATE LEVEL EMPHASIS	NEUTRAL	SOME LEVEL OF EMPHASIS	NO EMPHASIS	TOTAL	WEIGHTED AVERAGE
Rate the level of emphasis on the standards within your school.	32.5% 669	52.4% 1,078	9.3% 191	4.9% 100	0.9% 19	2,057	1.89

## Q7 Standards Drive Instruction

Answered: 2,059 Skipped: 8



Rate the degree to which the standards drive local/classroom instructional or curricular decisions and practices.

■ Too influential   
 ■ Appropriate level of influence   
 ■ Neutral  
■ Some level of influence   
 ■ No influence

	TOO INFLUENTIAL	APPROPRIATE LEVEL OF INFLUENCE	NEUTRAL	SOME LEVEL OF INFLUENCE	NO INFLUENCE	TOTAL	WEIGHTED AVERAGE
Rate the degree to which the standards drive local/classroom instructional or curricular decisions and practices.	39.9% 822	45.8% 944	7.8% 161	4.9% 101	1.5% 31	2,059	1.82