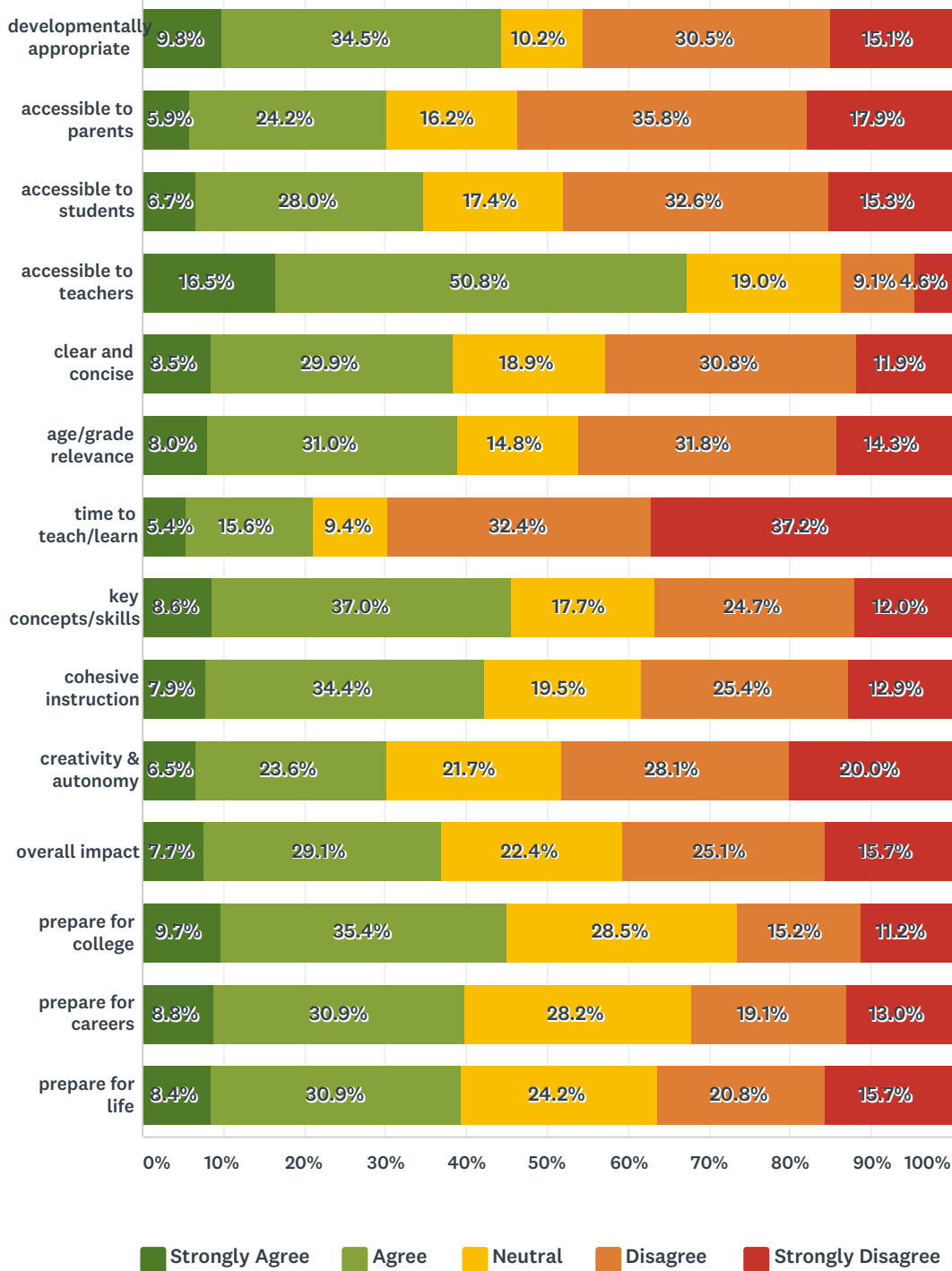


Q4 Please rate the following statements based on the current Mathematics standards. The current standards:

Answered: 8,673 Skipped: 7



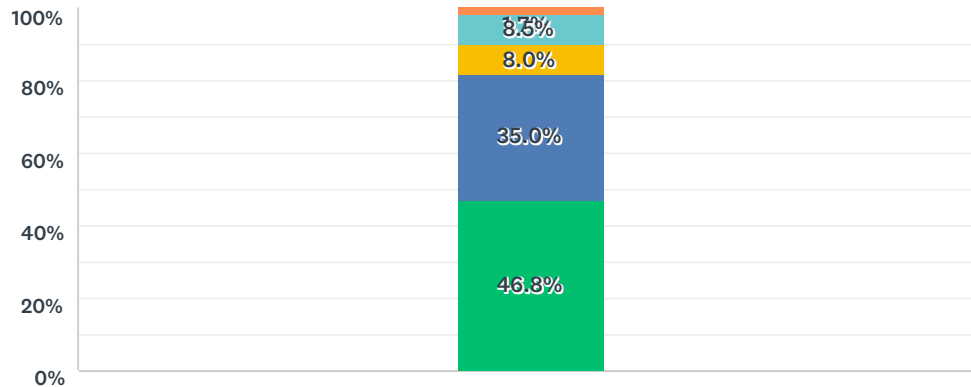
	STRONGLY AGREE	AGREE	NEUTRAL	DISAGREE	STRONGLY DISAGREE	TOTAL	WEIGHTED AVERAGE
developmentally appropriate	9.8%	34.5%	10.2%	30.5%	15.1%	8,650	3.06
	851	2,981	879	2,637	1,302		

Mathematics Survey 2019

accessible to parents	5.9% 506	24.2% 2,093	16.2% 1,403	35.8% 3,090	17.9% 1,551	8,643	3.36
accessible to students	6.7% 578	28.0% 2,411	17.4% 1,500	32.6% 2,812	15.3% 1,318	8,619	3.22
accessible to teachers	16.5% 1,424	50.8% 4,373	19.0% 1,633	9.1% 785	4.6% 399	8,614	2.35
clear and concise	8.5% 731	29.9% 2,564	18.9% 1,620	30.8% 2,648	11.9% 1,022	8,585	3.08
age/grade relevance	8.0% 694	31.0% 2,677	14.8% 1,282	31.8% 2,744	14.3% 1,238	8,635	3.13
time to teach/learn	5.4% 468	15.6% 1,353	9.4% 810	32.4% 2,807	37.2% 3,216	8,654	3.80
key concepts/skills	8.6% 742	37.0% 3,194	17.7% 1,533	24.7% 2,138	12.0% 1,036	8,643	2.95
cohesive instruction	7.9% 680	34.4% 2,970	19.5% 1,680	25.4% 2,197	12.9% 1,110	8,637	3.01
creativity & autonomy	6.5% 565	23.6% 2,038	21.7% 1,870	28.1% 2,430	20.0% 1,730	8,633	3.32
overall impact	7.7% 667	29.1% 2,513	22.4% 1,932	25.1% 2,162	15.7% 1,354	8,628	3.12
prepare for college	9.7% 837	35.4% 3,051	28.5% 2,463	15.2% 1,315	11.2% 964	8,630	2.83
prepare for careers	8.8% 763	30.9% 2,662	28.2% 2,431	19.1% 1,645	13.0% 1,122	8,623	2.97
prepare for life	8.4% 724	30.9% 2,653	24.2% 2,077	20.8% 1,780	15.7% 1,343	8,577	3.04

Q5 Rigor by Grade Level

Answered: 8,633 Skipped: 47



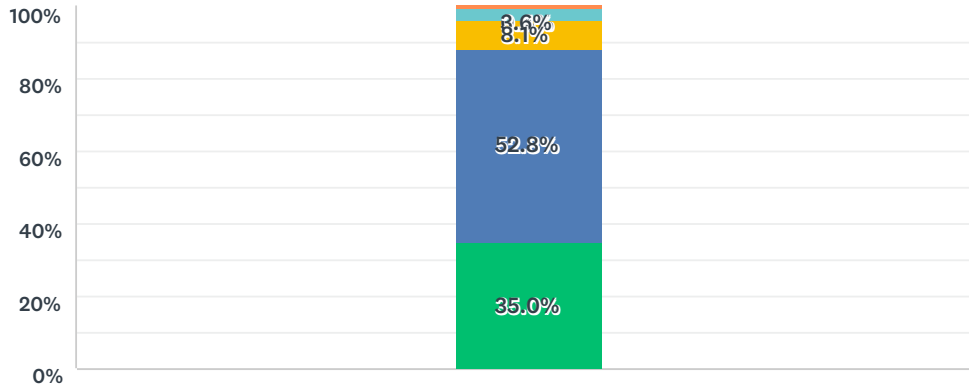
Rate the level of rigor for the age/grade level to which they are assigned.

- Too rigorous for the age/grade level
- Appropriate level of rigor for the age/grade level
- Neutral
- Somewhat rigorous for the age/grade level
- Not rigorous for the age/grade level

	TOO RIGOROUS FOR THE AGE/GRADE LEVEL	APPROPRIATE LEVEL OF RIGOR FOR THE AGE/GRADE LEVEL	NEUTRAL	SOMEWHAT RIGOROUS FOR THE AGE/GRADE LEVEL	NOT RIGOROUS FOR THE AGE/GRADE LEVEL	TOTAL	WEIGHTED AVERAGE
Rate the level of rigor for the age/grade level to which they are assigned.	46.8% 4,038	35.0% 3,024	8.0% 694	8.5% 734	1.7% 143	8,633	1.83

Q6 Emphasis on standards

Answered: 8,651 Skipped: 29



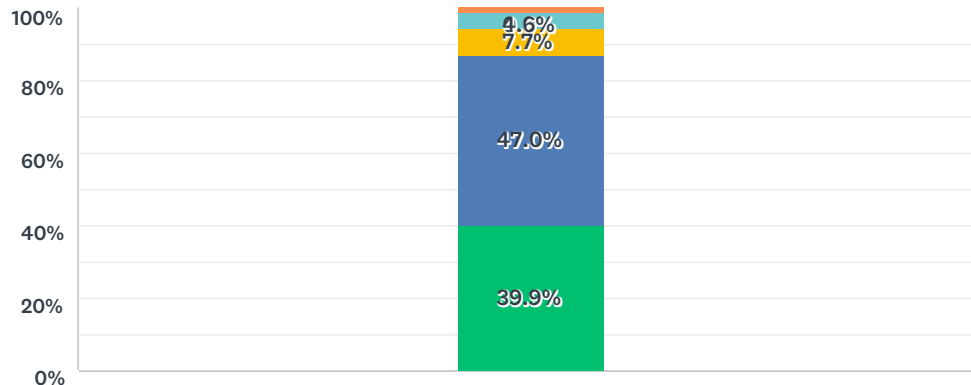
Rate the level of emphasis on the standards within your school.

■ Too much emphasis
 ■ Appropriate level emphasis
 ■ Neutral
■ Some level of emphasis
 ■ No emphasis

	TOO MUCH EMPHASIS	APPROPRIATE LEVEL EMPHASIS	NEUTRAL	SOME LEVEL OF EMPHASIS	NO EMPHASIS	TOTAL	WEIGHTED AVERAGE
Rate the level of emphasis on the standards within your school.	35.0% 3,027	52.8% 4,570	8.1% 702	3.6% 315	0.4% 37	8,651	1.82

Q7 Standards Drive Instruction

Answered: 8,653 Skipped: 27



Rate the degree to which the standards drive local/classroom instructional or curricular decisions and practices.

■ Too influential
 ■ Appropriate level of influence
 ■ Neutral
■ Some level of influence
 ■ No influence

	TOO INFLUENTIAL	APPROPRIATE LEVEL OF INFLUENCE	NEUTRAL	SOME LEVEL OF INFLUENCE	NO INFLUENCE	TOTAL	WEIGHTED AVERAGE
Rate the degree to which the standards drive local/classroom instructional or curricular decisions and practices.	39.9% 3,453	47.0% 4,066	7.7% 664	4.6% 396	0.9% 74	8,653	1.79