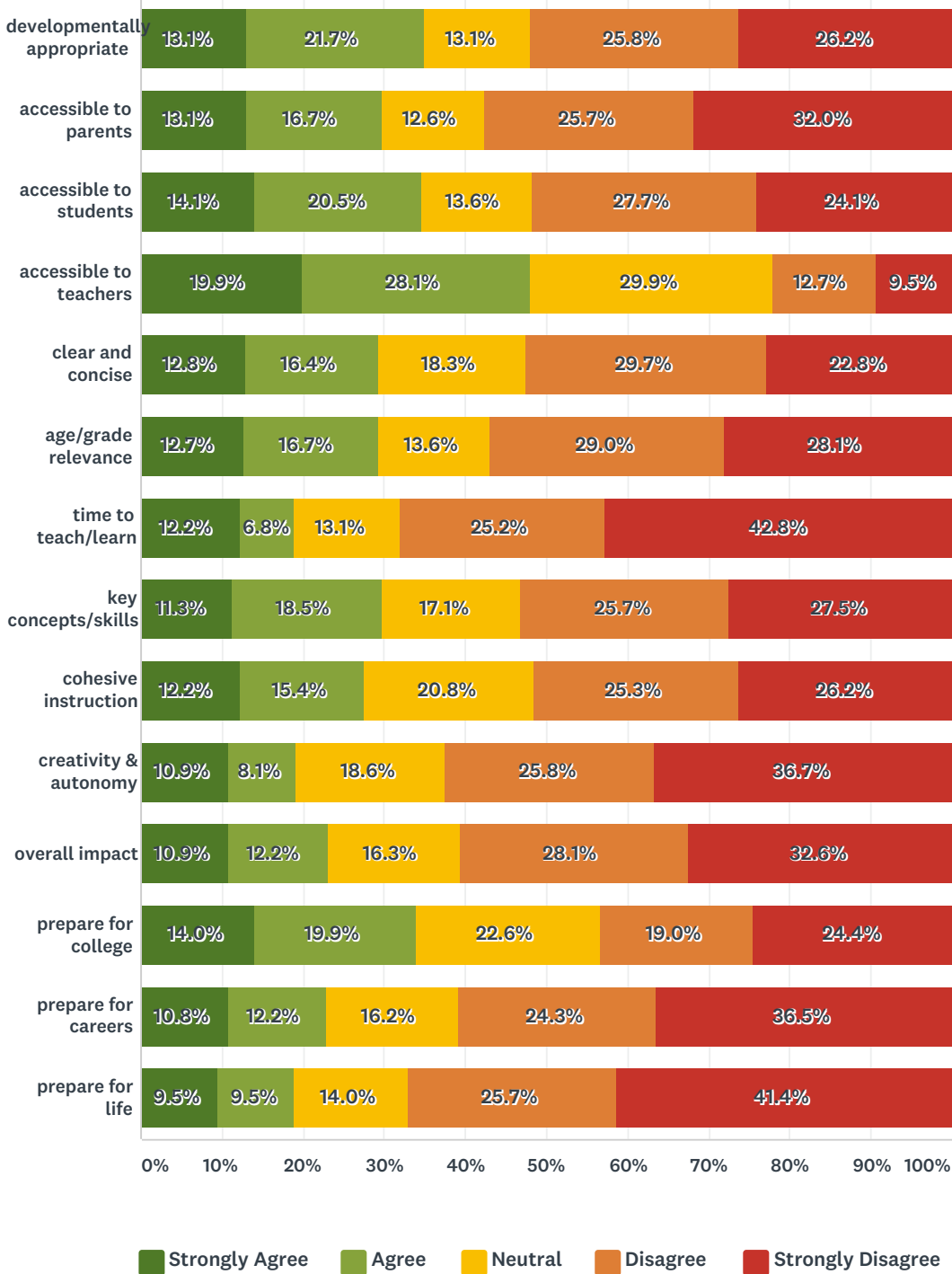


## Q4 Please rate the following statements based on the current Mathematics standards. The current standards:

Answered: 222 Skipped: 0



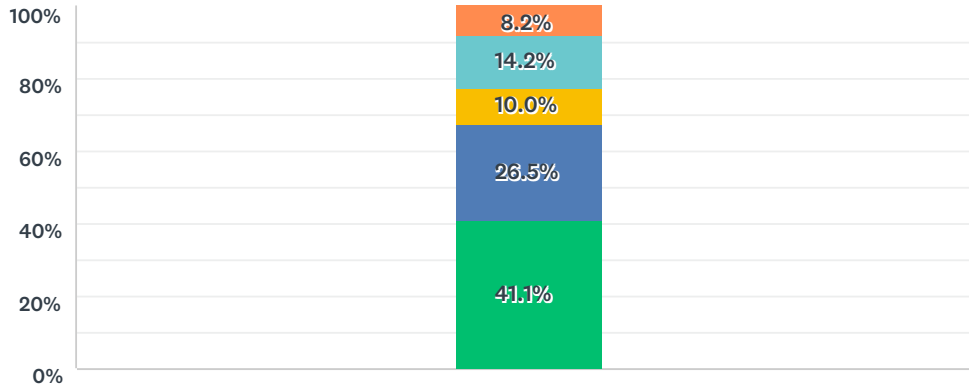
	STRONGLY AGREE	AGREE	NEUTRAL	DISAGREE	STRONGLY DISAGREE	TOTAL	WEIGHTED AVERAGE
developmentally appropriate	13.1% 29	21.7% 48	13.1% 29	25.8% 57	26.2% 58	221	3.30

## Mathematics Survey 2019

accessible to parents	13.1% 29	16.7% 37	12.6% 28	25.7% 57	32.0% 71	222	3.47
accessible to students	14.1% 31	20.5% 45	13.6% 30	27.7% 61	24.1% 53	220	3.27
accessible to teachers	19.9% 44	28.1% 62	29.9% 66	12.7% 28	9.5% 21	221	2.64
clear and concise	12.8% 28	16.4% 36	18.3% 40	29.7% 65	22.8% 50	219	3.33
age/grade relevance	12.7% 28	16.7% 37	13.6% 30	29.0% 64	28.1% 62	221	3.43
time to teach/learn	12.2% 27	6.8% 15	13.1% 29	25.2% 56	42.8% 95	222	3.80
key concepts/skills	11.3% 25	18.5% 41	17.1% 38	25.7% 57	27.5% 61	222	3.40
cohesive instruction	12.2% 27	15.4% 34	20.8% 46	25.3% 56	26.2% 58	221	3.38
creativity & autonomy	10.9% 24	8.1% 18	18.6% 41	25.8% 57	36.7% 81	221	3.69
overall impact	10.9% 24	12.2% 27	16.3% 36	28.1% 62	32.6% 72	221	3.59
prepare for college	14.0% 31	19.9% 44	22.6% 50	19.0% 42	24.4% 54	221	3.20
prepare for careers	10.8% 24	12.2% 27	16.2% 36	24.3% 54	36.5% 81	222	3.64
prepare for life	9.5% 21	9.5% 21	14.0% 31	25.7% 57	41.4% 92	222	3.80

## Q5 Rigor by Grade Level

Answered: 219 Skipped: 3



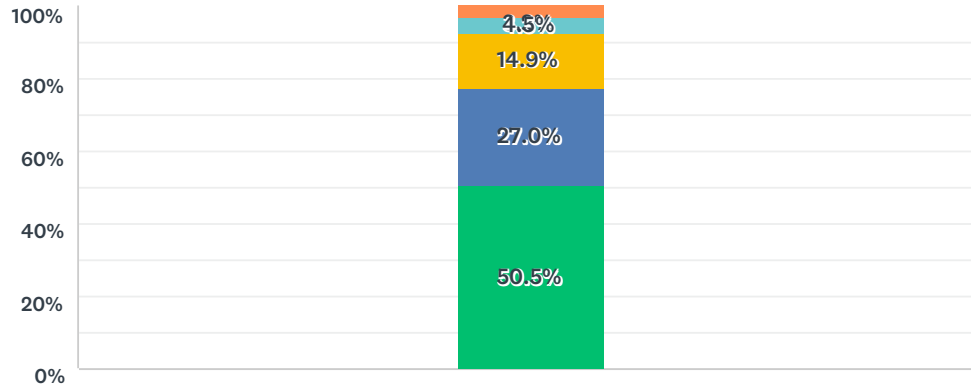
Rate the level of rigor for the age/grade level to which they are assigned.

- Too rigorous for the age/grade level
- Appropriate level of rigor for the age/grade level
- Neutral
- Somewhat rigorous for the age/grade level
- Not rigorous for the age/grade level

	TOO RIGOROUS FOR THE AGE/GRADE LEVEL	APPROPRIATE LEVEL OF RIGOR FOR THE AGE/GRADE LEVEL	NEUTRAL	SOMEWHAT RIGOROUS FOR THE AGE/GRADE LEVEL	NOT RIGOROUS FOR THE AGE/GRADE LEVEL	TOTAL	WEIGHTED AVERAGE
Rate the level of rigor for the age/grade level to which they are assigned.	41.1% 90	26.5% 58	10.0% 22	14.2% 31	8.2% 18	219	2.22

## Q6 Emphasis on standards

Answered: 222 Skipped: 0



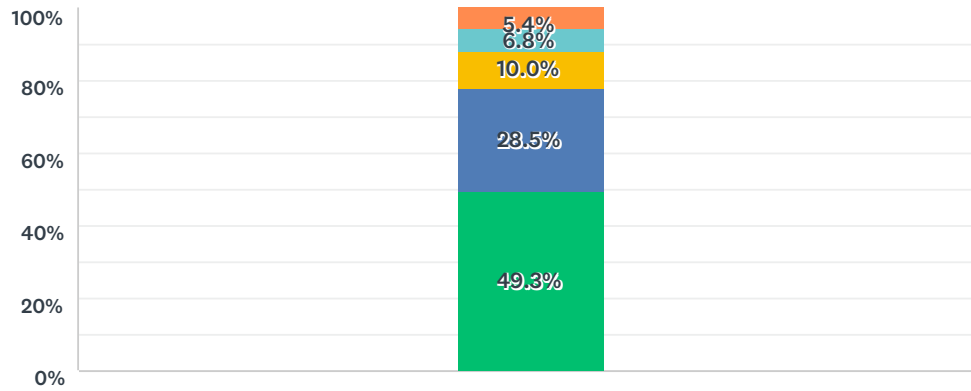
Rate the level of emphasis on the standards within your school.

■ Too much emphasis   
 ■ Appropriate level emphasis   
 ■ Neutral  
■ Some level of emphasis   
 ■ No emphasis

	TOO MUCH EMPHASIS	APPROPRIATE LEVEL EMPHASIS	NEUTRAL	SOME LEVEL OF EMPHASIS	NO EMPHASIS	TOTAL	WEIGHTED AVERAGE
Rate the level of emphasis on the standards within your school.	50.5% 112	27.0% 60	14.9% 33	4.5% 10	3.2% 7	222	1.83

## Q7 Standards Drive Instruction

Answered: 221 Skipped: 1



Rate the degree to which the standards drive local/classroom instructional or curricular decisions and practices.

■ Too influential   
 ■ Appropriate level of influence   
 ■ Neutral  
■ Some level of influence   
 ■ No influence

	TOO INFLUENTIAL	APPROPRIATE LEVEL OF INFLUENCE	NEUTRAL	SOME LEVEL OF INFLUENCE	NO INFLUENCE	TOTAL	WEIGHTED AVERAGE
Rate the degree to which the standards drive local/classroom instructional or curricular decisions and practices.	49.3% 109	28.5% 63	10.0% 22	6.8% 15	5.4% 12	221	1.90