

FY22 Federal Programs Summer Learning Series

Connecting the Dots....

CLIP Monitoring/Evaluating/Progress Monitoring

July 14, 2021

CLIP Monitoring/Evaluating/Progress Monitoring Presenters

Dr. Kim Ezekiel- Title I, Part A

Gina King - Title II, Part A

Dr. April Roberts – Title I-C

CLIP Monitoring/Evaluating/Progress Monitoring Agenda

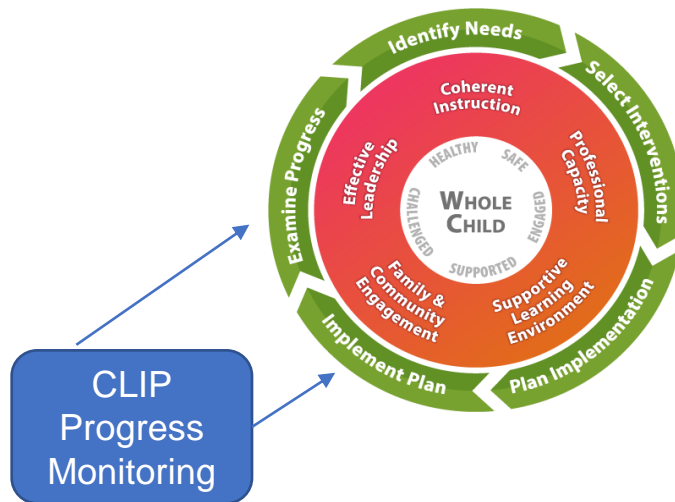
- GaDOE CNA and Progress Monitoring
- ESSA Regulations
- Why Progress Monitor?
- CLIP Progress Monitoring Process
- Progress Monitoring Requirement
- When Does Progress Monitoring Occur?
- Progress Monitoring Application
- Questions

CLIP Monitoring/Evaluating/Progress Monitoring

GaDOE CNA and Progress Monitoring

The purpose of the progress monitoring tool within the SLDS CLIP application is to place integrated and on-going progress monitoring reports directly in the hands of local educational agencies (LEA) to allow them to track and monitor progress in the implementation of their CLIP action steps.

GaDOE Systems of Continuous Improvement



Process to Improve

Step 4: Implement Plan – carry out the plan to implement the promising solutions, making real-time adjustments where/when needed.

Step 5: Examine Progress- determine whether the implementation of the promising solutions is meeting the originally identified needs of the school.

CLIP Monitoring/Evaluating/Progress Monitoring ESSA Regulations

2 CFR § 200.301 Performance Measurement

- To show **achievement** of program **goals** and **objectives**, share lessons learned, improve program **outcomes**, and foster adoption of **promising practices**
- To include any performance measures or independent sources of data that may be used to **measure progress**

2 CFR § 200.329 Monitoring and Reporting Program Performance

- To assure compliance with applicable Federal requirements and [that] **performance expectations** are being achieved
- To allow for a comparison of actual **accomplishments** to the **objectives** of a Federal award
- To provide **reasons** why established goals were not met, if appropriate

CLIP Monitoring/Evaluating/Progress Monitoring

Why Progress Monitor?

Progress monitoring involves regularly collecting and analyzing data in order to track progress against identified targets and goals. Performance monitoring can help identify whether key elements of action steps are being implemented as planned and whether the intervention is meeting intermediate goals. Progress monitoring may suggest how the intervention could be adjusted for continuous improvement.

Adapted from *Fitting the Pieces: Education Reform That Works*, US Department of Education, October 1996.

CLIP Monitoring/Evaluating/Progress Monitoring Feedback from You.....

Q: What is one benefit of progress monitoring your LEA has discovered?



A: Please put your answer in the chat box.

CLIP Monitoring/Evaluating/Progress Monitoring

CLIP Progress Monitoring Process

Monitoring Implementation and Impact

Are you meeting on a regular basis to monitor implementation of your action steps?

What does the data say when you monitored implementation?

- What evidence have you collected to determine if adults are implementing with fidelity?
- What evidence have you collected to determine the impact of implementation?

What adjustments are suggested by implementation and impact data? How might these adjustments affect the integrity of results?

How will you communicate progress with stakeholders?



CLIP Monitoring/Evaluating/Progress Monitoring

CLIP Progress Monitoring Process

LEAs are encouraged to convene the CLIP stakeholder group to review the status of the CLIP action steps and complete the progress monitoring application.



Involving stakeholders in progress monitoring is a great way to celebrate successes and gather ideas for adjustments!

CLIP Monitoring/Evaluating/Progress Monitoring

CLIP Progress Monitoring

New Progress Monitoring Requirement for FY22

- All LEAs will be **required** to submit CLIP progress monitoring during the two progress monitoring reporting periods.

Reporting Periods for CLIP Progress Monitoring

- **July 1 – December 31** (reporting window is open during the month of January)
- **January 1 – May 1** (reporting window is open during the month of May)



CLIP Monitoring/Evaluating/Progress Monitoring

CLIP Progress Monitoring


When is the Progress Monitoring tool accessible?

- The Progress Monitoring tool is available after a CLIP (Online or S-CLIP) is initially approved by GaDOE.



Who has access to the Progress Monitoring Tool?

- Both the District Administrator and the District Superintendent roles can view, edit, and select the evidence of progress status applicable to each action step of the CLIP.



CLIP Monitoring/Evaluating/Progress Monitoring

Progress Monitoring Navigation Guide

Home → Office of School Improvement → Federal Programs

Federal Programs

Federal Programs

Title I, Part A- Improving the Academic Achievement of the Disadvantaged

Title I, Part A- Family School Partnership

Title I, Part A- Foster Care Provisions

Title I, Part C Education of Migratory Children

Title I, Part D- Neglected and Delinquent Children

Title II, Part A- Supporting Effective Instruction

Title III, Part A- Language Instruction

Mission

The mission of Federal Programs is to provide technical assistance, program monitoring and resources to local educational agencies (LEA) to ensure that all children have an opportunity to obtain a high quality education and to achieve proficiency on the state's high academic achievement standards.

Resources

- FY22 ESTIMATED Allocations – ESSA & COVID-19
- Coronavirus Aid, Relief, and Economic Security (CARES) Act
- Federal Programs FAQs About School Choice
- Federal Programs Monitoring
- LEA Consolidated Application
- Federal Programs Handbook
- Professional Qualifications and Requirements

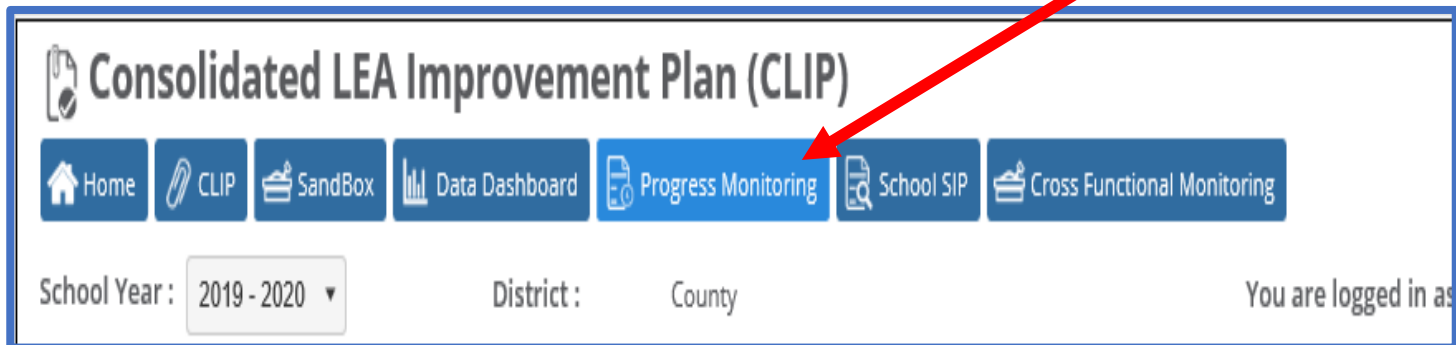
CLIP Resources

- FY22 Consolidated LEA Improvement Plan (CLIP) Guidance
- GaDOE Continuous Improvement Teams (CIT)
- FY22 Streamlined CLIP (S-CLIP) Questions Template
- FY22 CLIP Review Criteria
- FY22 Parent and Family Engagement Policy
- FY22 Equity Action Plan Template
- FY22 Foster Care Transportation Plan Template
- FY22 Title I Part C ID&R Plan Template
- Progress Monitoring Application - Navigation Guide

CLIP Monitoring/Evaluating/Progress Monitoring

Progress Monitoring Application

1. Access the CLIP in the Statewide Longitudinal Data System (SLDS)
2. Select the blue tab “Progress Monitoring”.



CLIP Monitoring/Evaluating/Progress Monitoring

Progress Monitoring Application

Consolidated LEA Improvement Plan (CLIP)

[Home](#)
[CLIP](#)
[SandBox](#)
[Data Dashboard](#)
[Progress Monitoring](#)
[School SIP](#)
[Cross Functional Monitoring](#)

School Year : 2019 - 2020
 District :
 County
 You are logged in as : District Administrator

Progress Monitoring

The currently open reporting period is 9/25/2019 to 11/6/2019 1

Status: Reopened By State 2 Progress Period: Period 1 - 25 September 2019 - 06 November 2...

Please select an Overarching Need below 3

OverarchingNeed # 1

This is a test

Type	Goal/Action	Current Status	Current Comments
Goal	This is a test This is a test This is a test This is a test This is a test This is a test	NA	NA
Action Step # 1	This is a test for testing	Completed	sdgdsgsedgdsdgd

4
5

[Next Overarching Need](#)
[Submit to State](#)

CLIP Monitoring/Evaluating/Progress Monitoring Progress Monitoring Application

Action step details and reporting progress:

1. Click on View Details to view the description and the details of the goal and the action step.
2. Click on Assess Action Item Progress to provide an evidence of progress for the specific action step. There are four drop down options to choose from, along with a text box to provide a narrative summary, if needed or when required.
3. Click on Comment History to view the summary of comments included.

Consolidated LEA Improvement Plan (CLIP)

Home | CLIP | SandBox | Data Dashboard | Progress Monitoring | School SIP | Cross Functional Monitoring

School Year: 2019 - 2020 | District: County | You are logged in as: District Administrator

Progress Monitoring

The currently open reporting period is 9/25/2019 to 11/6/2019

Status: Reopened By State | Progress Period: Period 1 - 25 September 2019 - 06 November 2...

Please select an Overarching Need below
OverarchingNeed # 1

This is a test

Type	Goal/Action	Current Status	Current Comments	
Goal	This is a test This is a test This is a test This is a test This is a test This is a test	NA	NA	View Details 1
Action Step # 1	This is a test for testing	Completed	sdgdsgsedgdsgd	View Details Assess Action Item Progress View Comment History

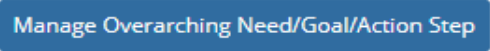

2 **3**

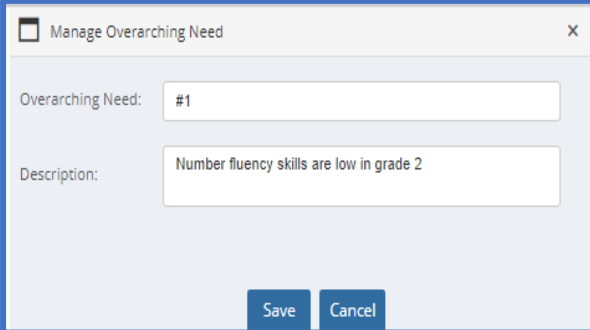
[Next Overarching Need](#) [Submit to State](#)

CLIP Monitoring/Evaluating/Progress Monitoring

Progress Monitoring – S-CLIP Only

For those LEAs who completed an S-CLIP, the overarching needs, goals, and action steps identified by the LEA in their own continuous improvement process will not automatically appear in this progress monitoring module. The GaDOE has added the following steps for S-CLIP LEAs to quickly add their CLIP action steps to this tool:

- **Select this button to start** 
- **Add the overarching need by selecting** 
- **Add the # of the overarching need in the first box.**
- **Add the description of the need in the second box.**
- **Select “SAVE”**



Manage Overarching Need

Overarching Need: #1

Description: Number fluency skills are low in grade 2

Save Cancel

CLIP Monitoring/Evaluating/Progress Monitoring

Progress Monitoring – S-CLIP Only

- To add the goal, select **Add Goal**
- Add the # of the goal in the first box.
- Add the description of the goal in the second box.
- Select “Save”.


Manage Goal

Goal:

Description:

CLIP Monitoring/Evaluating/Progress Monitoring

Progress Monitoring – S-CLIP Only

- Add steps by selecting 
- Add the # of the action step to the first box.
- Add the description of the action step in the second box.
- Select “SAVE”.

Manage Action Step

Action Step:

Description:

CLIP Monitoring/Evaluating/Progress Monitoring

Progress Monitoring – S-CLIP Only

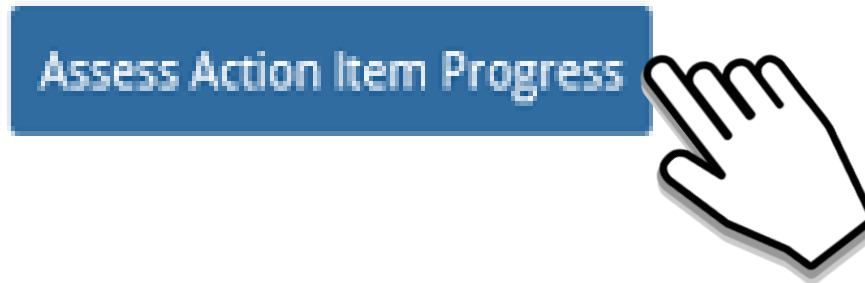
- ❖ Repeat these steps to add additional needs, goals, and action steps. Note that each identified need must have at least one goal and action step entered into the application. When all action steps are added, select CLOSE.
- ❖ Now, you will be able to select the overarching need from the drop down and see the goals and action steps associated with this need. Proceed to the next step to “Assess Action Item Progress”.



CLIP Monitoring/Evaluating/Progress Monitoring

CLIP Progress Monitoring Application

After selecting the overarching need and an action step, select the blue Assess Action Item Progress button:



CLIP Monitoring/Evaluating/Progress Monitoring

CLIP Progress Monitoring Application

For each action step, select the evidence of progress:

- Completed (comment optional)
- Progressing at Expected Rate (comment optional)
- Not Progressing at Expected Rate (**comment required**)
- Not Started (**comment required**)

LEAs may upload attachments supporting the evidence of progress.

Upload

Assess Action Item Progress

Evidence of Progress

Select...

Select...

Completed

Progressing At Expected Rate

Not Progressing At Expected Rate

Not Started

Save

CLIP Monitoring/Evaluating/Progress Monitoring

Progress Monitoring – Navigating the Application

After assigning a progress status for all action steps in the reporting period, the District Administrator or the District Superintendent will select “Submit to State”.

**Submit
to State**



CLIP Monitoring/Evaluating/Progress Monitoring

CLIP Progress Monitoring

- The GaDOE Continuous Improvement Teams (CIT) will collaboratively review the CLIP Online progress monitoring submission to understand how the LEA is progressing in implementing its approved plan.
- Once reviewed, comments may be added, and the tool will be reopened for continued use by the LEA for the remainder of the year.



CLIP Monitoring/Evaluating/Progress Monitoring Continuous Improvement Team (CIT) Review

The GaDOE CLIP CIT will review the district's submitted information, add comments, suggestions, or recommendations, and submit to the State Director.

The screenshot shows the CLIP State Administration web application. At the top, there is a navigation bar with links for Home, Dashboard, School SIP, Tools, and Logout. A welcome message and a dropdown menu for the user (State Team Lead) are also present. The main content area is titled "Progress Monitoring" and displays the currently open reporting period as 9/25/2019 to 11/6/2019. Below this, there are dropdown menus for School Year (2019 - 2020), System (County), and Progress Period (Period 1 - 25 September 2019 - 06 November 2019). The status is shown as "Submitted to State" and the system is identified as "County (642)". A table lists two overarching needs, each with a goal and an action step. The first goal is "This is a test This is a test This is a test This is a test This is a test This is a test" with a status of "NA" and a value of "NA". The second goal is "This is a test for testing" with a status of "Completed" and a value of "sdgdsgejgdsgd". A "View User Comments History" button is located to the right of the second goal. At the bottom of the page, there are buttons for "Submit To Director" and "View History".

OverarchingNeed # 1 : This is a test	Goal	This is a test This is a test This is a test This is a test This is a test This is a test	NA	NA
▶	Action Step # 1	This is a test for testing	Completed	sdgdsgejgdsgd
▶	OverarchingNeed # 2 : This is a test			

CLIP Monitoring/Evaluating/Progress Monitoring Continuous Improvement Team (CIT) Review

- The GaDOE State Director will review the status.
- The GaDOE State Director will select “REVIEW COMPLETED”.
- The progress monitoring tool is re-opened for the LEA’s subsequent reporting. An email is automatically sent to the LEA District Coordinator with the comments from the CIT.

The screenshot displays the CLIP State Administration web application. At the top, there is a navigation bar with links for Home, Dashboard, School SIP, Manage, Tools, and Logout. The user is logged in as the State Director. The main content area is titled "Progress Monitoring" and shows the currently open reporting period as 9/25/2019 to 11/6/2019. Below this, there are filters for School Year (2019 - 2020), System (Dawson County), and Progress Period (Period 1 - 25 September 2019 - 06 November 2019). The status is "Submitted to Director" for the "County" system. A table lists two overarching needs, each with a goal and an action step. The first goal is "Not Started" and the second is "Completed". A "View User Comments History" button is visible next to the second goal. At the bottom left, there are "Review" and "View History" buttons.

OverarchingNeed # 1 : This is a test	Goal	This is a test This is a test This is a test This is a test This is a test This is a test	Not Started	
▶ OverarchingNeed # 2 : This is a test	Action Step # 1	This is a test for testing	Completed	sdgdsdgsdgsdgsd View User Comments History

CLIP Monitoring/Evaluating/Progress Monitoring Questions



CLIP Monitoring/Evaluating/Progress Monitoring Presenters' Contact Information

Dr. Kim Ezekiel
Title I, Part A

Kezekiel@doe.k12.ga.us

678.340.8443

Gina King

Title II, Part A

Gina.king@doe.k12.ga.us

404.290.7577

Dr. April Roberts
Title I-C

aroberts@doe.k12.ga.us

470.316.8726

Feedback

Please complete our workshop survey:

- Go here: <https://form.jotform.com/211754158308961>

- Or scan this QR code:



Click [here](#) and follow the **NEW** Federal Programs/ESSA IDEA Facebook page!

Or scan this QR Code:

