


**FY19 Title I Proportionate Share
for Equitable Services
Listed by Private School and Their
Participating Private Schools**

LEA	Participating Private School	# of Poverty Students	Private School Proportionate Share	LEA's Total Proportionate Share
Atlanta Public Schools		36,031		\$75,290
	Atlanta Youth Academy	32	\$25,631	
	Berean Christian Jr. Academy	4	\$3,204	
	Christ the King	6	\$4,806	
	Dar Un Noor	11	\$8,810	
	Children of the Most High	16	\$12,815	
	St. Thomas More Catholic School	9	\$7,209	
	Mohammed Schools of Atlanta	12	\$9,611	
	St. John the Evangelist	4	\$3,204	
Bibb County Schools		21,504		\$82,185
	Bethany Academy	16	\$9,669	
	Mount de Sales Academy	40	\$24,172	
	St. Peter Claver Catholic School	80	\$48,344	
Bulloch County Schools		4,724		\$6,101
	Bibleway Royal Christian Academy	9	\$6,101	
Camden County Schools		4,488		\$7,044
	Advanced Learning Center	18	\$7,044	
Clarke County Schools		11,671		\$55,004
	St. Joseph Catholic Parish School	27	\$16,876	
	Downtown Academy	61	\$38,127	
Clayton County Schools		53,388		\$85,015
	The Bridge Academy	3	\$1,295	
	Light of the World Christian Academy	6	\$2,589	
	Mohammed Schools of Atlanta	9	\$3,884	
	Hope Christian Academy	45	\$19,420	
	Our Lady of Mercy	26	\$11,220	
	Our Lady of Victory (added 8-16)	11	\$4,747	
	Saint John the Evangelist	38	\$16,399	
	Saint Peter Claver Regional Catholic School	14	\$6,042	
	Solid Rock Academy	45	\$19,420	




**FY19 Title I Proportionate Share
for Equitable Services
Listed by Private School and Their
Participating Private Schools**

LEA	Participating Private School	# of Poverty Students	Private School Proportionate Share	LEA's Total Proportionate Share
Cobb County Schools		14,642		\$50,618
	Dar Un Noor Academy	10	\$14,888	
	St. Catherine of Siena Catholic School	7	\$10,421	
	St. Joseph Catholic School	13	\$19,354	
	Berean Christian Junior Academy	3	\$4,466	
	Greater Atlanta Adventist Academy	1	\$1,489	
Coweta County Schools		6,529		\$2,058
	Pentecostal Church of God Christian Academy	3	\$2,058	
DeKalb County Schools		68,280		\$436,100
	Atlanta Youth Academy	13	\$7,745	
	Berean Junior Christian Academy	14	\$8,341	
	Camp Jewell House	61	\$36,342	
	Dar-un-noor Academy	9	\$5,362	
	Global Village Project	46	\$27,405	
	Immaculate Heart of Mary Catholic School	15	\$8,936	
	Green Pastures Academy	1	\$596	
	Little of the World	22	\$13,107	
	Mohammed Schools of Atlanta	39	\$23,235	
	North Henry Academy	2	\$1,192	
	St. Peter Claver Regional Catholic School	42	\$25,022	
	St. Timothy School	38	\$22,639	
	Torah Day School of Atlanta	216	\$128,685	
	Yeshiva Ohr Yisrael	19	\$11,320	
	St. Thomas More Catholic School	20	\$11,915	
	Firm Foundation ELA	8	\$4,766	
	Al-Falah Academy	24	\$14,298	
	Thrive Christian Academy	72	\$42,895	
	Decatur Adventist Jr Academy	57	\$33,959	
	Temima High School for Girls	13	\$7,745	
	Victory World Christian	1	\$596	
Dougherty County Schools		6,778		\$37,603
	St. Teresa Catholic School	25	\$37,603	
Fayette County Schools		2,258		\$2,613
	Our Lady of Victory Catholic School	4	\$2,613	


FY19 Title I Proportionate Share for Equitable Services Listed by Private School and Their Participating Private Schools

LEA	Participating Private School	# of Poverty Students	Private School Proportionate Share	LEA's Total Proportionate Share
Floyd County Schools		3,637		\$6,011
	Saint Mary's Catholic School	9	\$6,011	
Fulton County Schools		34,008		\$65,216
	Arlington Christian School	7	\$4,658	
	Chaya Mushka Children's House	20	\$13,309	
	Dar-Un-Noor Academy	1	\$665	
	Our Lady of Victory	15	\$9,982	
	St. John the Evangelist School	14	\$9,317	
	Torah Day School	9	\$5,989	
	Solid Rock Academy	8	\$5,324	
	Berean Christian Junior Academy	1	\$665	
	Our Lady of Mercy	23	\$15,306	
Glynn County Schools		5,810		\$9,946
	St. Francis Xavier Catholic School	14	\$9,946	
Griffin-Spaulding County Schools		7,585		\$10,932
	New Horizons New Directions	18	\$10,932	
Gwinnett County Schools		64,477		\$123,150
	Immaculate Heart of Mary Catholic School	7	\$4,268	
	St John Neumann Regional Catholic School	71	\$43,285	
	Strong Wall Academy	10	\$6,097	
	Torah Day School of Atlanta	1	\$610	
	Victory World Christian School	15	\$9,145	
	Al Falah Academy	56	\$34,141	
	City of Knowledge Islamic School	28	\$17,070	
	Dar Un Noor Academy	14	\$8,535	
Henry		11,298		\$16,840
	St. John the Evangelist	5	\$3,238	
	North Henry Academy	21	\$13,602	
Jones County Schools		2,535		\$356
	St. Peter Claver	1	\$356	
Lee County Schools		1,273		\$1,877
	St. Teresa's Catholic School	25	\$1,877	



**FY19 Title I Proportionate Share
for Equitable Services
Listed by Private School and Their
Participating Private Schools**

LEA	Participating Private School	# of Poverty Students	Private School Proportionate Share	LEA's Total Proportionate Share
Marietta City Schools		4,845		\$12,312
	St. Joseph Catholic School	27	\$12,312	
Muscogee County Schools		19,105		\$48,644
	Emanuel Preparatory School of Math	5	\$3,079	
	St. Anne-Pacelli Catholic School	48	\$29,556	
	Truth Spring Academy	26	\$16,009	
Oconee County Schools		518		\$2,552
	St. Joseph Catholic Parish School	3	\$2,552	
Richmond County Schools		26,371		\$26,663
	Kingdom Kids Preparatory School	25	\$15,149	
	C.H. Terrell	19	\$11,513	
Rome City Schools		5,124		\$16,159
	Saint Mary's Catholic School	23	\$10,931	
	Unity Christian	11	\$5,228	
Savannah-Chatham County Schools		13,640		\$220,893
	Ash tree Learning Center Academy	78	\$74,587	
	Bethesda Academy	43	\$41,119	
	Blessed Sacrament School	18	\$17,212	
	Urban Christian Academy	22	\$21,037	
	CAN Academy	25	\$23,906	
	Memorial Day School	26	\$24,862	
	Ramah Junior Academy	7	\$6,694	
	St. John Academy	12	\$11,475	
Terrell County Schools		1,286		\$1,802
	St. Teresa's Catholic School	2	\$1,802	



**FY19 Title I Proportionate Share
for Equitable Services
Listed by Private School and Their
Participating Private Schools**

LEA	Participating Private School	# of Poverty Students	Private School Proportionate Share	LEA's Total Proportionate Share