PARTNER PLAY and FLUENCY BUNDLE!

90 scripts in all!

Grades 2-3

...and more!

By Deb Hanson

www.teacherspayteachers.com/Store/Deb-Hanson ©2014

A Suggestion for Organization of this BUNDLE:

First, thank you for your purchase of my first "mega-set" of Partner Plays! I found that once I got my creative juices flowing, my ideas for various sets started to "run wild"! I thought "Hey! Maybe there are teachers who would want to incorporate a short partner play into their students' daily reading routine!" That's how this resource came to be.

So, now you have 18 sets of five partner plays, so a total of 90 scripts. Wait – it's actually 180 scripts when you consider that there are two versions of each script (the difference being one version has Partner 1's parts underlined, and the other version has Partner 2's parts underlined)! Here's my suggestion for organization of it all!

1. I suggest investing in a portable plastic file container and 18 hanging file folders (not necessary, of course, if you have ample filing space elsewhere).
2. As noted above, each set contains 5-6 unique scripts...and each script has 2 versions.
    a. I would print each script on a different <u>color</u> of paper. Using the Back-to-School set as an example:
        -Print **both** versions of "The Bus Ride" on white paper.
        -Print **both** versions of "You're Not My Teacher" on yellow paper.
        -Print **both** versions of "The First Test" on pink paper.
        -Print **both** versions of "Many-A-Marx" on light blue paper.
        -Print **both** versions of "Meet My Teacher" on light green paper.
    b. Once the entire set is printed, I would place that set into a single hanging file folder and then label the file folder accordingly. For example, the hanging file folder for the set described above would be labeled "Back-to-School".
    c. In the end, you will have 18 labeled hanging file folders, each containing 10-12 scripts, matching the partner scripts by color.

3. The following pages include an optional reading log to use with your students. I suggest printing it 2-sided on a single sheet, and then folding accordion-style. I suggest having each student store their log in their reading folder. Not only are they tasked with checking off a script once they've read it, but there is also a place to log their reading partner. I thought that might be helpful for teachers in terms of having students partner with a wide variety of classmates. I hope that students will feel a sense of accomplishment as they check off more and more scripts!

_____'s

Partner Play Reading Log

Directions: After you read a play, check it off! On the line next to the play, write the name of your partner when you read the play.

Back-to-School Set

- ☐ *The Bus Ride* _____
- ☐ *You're Not My Teacher* _____
- ☐ *The First Test* _____
- ☐ *Many a Marx* _____
- ☐ *Meet my Teacher* _____

Picture Day Set

- ☐ *My Mom Made Me Wear ...* _____
- ☐ *Grandma Knows Best* _____
- ☐ *Tilt-a-Head* _____
- ☐ *Say Cheese* _____
- ☐ *The Triple G Smile* _____

Amusement Park Set

- ☐ *First Up: The Log Ride* _____
- ☐ *The Bumper Cars* _____
- ☐ *The Roller Coaster Ride* _____
- ☐ *More Amusement Park...* _____
- ☐ *The Last Ride* _____

The Five Sense Challenge Set

- ☐ *The Challenge* _____
- ☐ *Sight* _____
- ☐ *Taste* _____
- ☐ *Touch* _____
- ☐ *Smell* _____
- ☐ *Hear* _____

Freaky Friday Set

- ☐ *Freaky Guesses* _____
- ☐ *A Freaky-Cool Walk to...* _____
- ☐ *A Surprise No More* _____
- ☐ *FF in the Lunchroom* _____
- ☐ *No More Freaky* _____

Favorite Activities Set

- ☐ *A Budding Artist* _____
- ☐ *Joy the Baker* _____
- ☐ *Alex the Traveler* _____
- ☐ *Meet Suzy Shopper* _____
- ☐ *Watch and Learn* _____

We Love Sports Set

- ☐ *The Swim Meet* _____
- ☐ *The Rookie* _____
- ☐ *Soccer Show-Off* _____
- ☐ *The Great Number 8* _____
- ☐ *Tomorrow's Downhill...* _____

Grandparents Rock

- ☐ *A Week with Gramps...* _____
- ☐ *Anything you Want* _____
- ☐ *When I was your Age...* _____
- ☐ *The Grandparent's...* _____
- ☐ *Fishing with Grandpa* _____

Birthday Bash

- ☐ *Jared's Birthday* _____
- ☐ *Tara's Summertime...* _____
- ☐ *Dad's Birthday Celebr...* _____
- ☐ *Happy Birthday to Mom* _____
- ☐ *We Can't Forget Weber* _____

Welcome Home, Soldier

- ☐ Mom is Back _____
- ☐ John's Big Surprise _____
- ☐ Uncle Joe and His Hero _____
- ☐ Meeting Dad _____
- ☐ Welcome Home, Heroes _____

Halloween

- ☐ Trick-or-What? _____
- ☐ The Mummy _____
- ☐ The Visit ... Vampire _____
- ☐ The Witch's Brew _____
- ☐ The Un-haunted House _____

Thanksgiving

- ☐ The Thanksgiving Visitors _____
- ☐ Mason and Honey _____
- ☐ After-Dinner Walk _____
- ☐ Pumpkin Pie Memories _____
- ☐ A Thanksgiving Dinner... _____

Fall Fun

- ☐ An Afternoon with Gr... _____
- ☐ The Scarecrow _____
- ☐ Fall Favorites _____
- ☐ Autumn and Heather _____
- ☐ Pumpkins for Sale _____

Backyard Fun

- ☐ Anna's Day _____
- ☐ Adam's Day _____
- ☐ Turns on the Tire Swing _____
- ☐ Wally and His New Trick _____
- ☐ Backyard Camping _____

Road Trip!

- ☐ Grand Canyon... _____
- ☐ A Wrong Turn _____
- ☐ Tired Travelers _____
- ☐ The Family Photo _____
- ☐ Heading Home _____

Sunday Fun Day

- ☐ A Picnic _____
- ☐ The Sandbox _____
- ☐ The Purple People... _____
- ☐ Sunday Cook-Out _____
- ☐ Grandpa's Special Treat _____

Let it Snow!

- ☐ Kyla's New Sled _____
- ☐ Some Like it Cold _____
- ☐ Helping Hands _____
- ☐ The Lonely Snowman _____
- ☐ The Perfect Snowman _____

Everyday Heroes

- ☐ The Police Officer _____
- ☐ The Nurse _____
- ☐ The Firefighter _____
- ☐ The Veterinarian _____
- ☐ The Crossing Guard _____

Notes about my favorite scripts:

By Deb Hanson © 2014
http://www.teacherspayteachers.com/Store/Deb-Hanson

Credits

Dot Clip art by Krista Wallden
www.teacherspayteachers.com/Store/Krista-Wallden

Reader Clip Art by Educlips
www.teacherspayteachers.com/Store/Educasong

Some Fonts by Hello Literacy
http://www.teacherspayteachers.com/Store/Hello-Literacy

Some Fonts by
KG Fonts

Front of a Back-to-School Script

Many-a-Marx

Taylor: Hi! I'm Taylor. You look a little lost. Can I help you find your classroom?

Kelly: Yes, please. I must have taken a wrong turn somewhere.

Taylor: Who is your teacher?

Kelly: Mrs. Marx is her name.

Taylor: Okay. I will walk you to Mrs. Marx's classroom.

Kelly: Thank you for helping me. My family just moved here over the summer, so I don't know anyone yet.

Taylor: Let me be the first to welcome you to our school then!

Kelly: Thanks. This school is a lot bigger than the last school I went to.

Taylor: Oh, yeah?

Kelly: Yes, my last school had only two teachers for each grade level. This school has four teachers!

Back of a Back-to-School Script

Many-a-Marx (continued)

Taylor: It *is* a lot bigger, then, isn't it? In fact, if you are going from two to four teachers for each grade, that means it is double the size!

Kelly: I guess you're right! No wonder I am lost!

Taylor: Well, here we are – this is Mrs. Marx's classroom.

Kelly: Wait a minute. Something isn't right. This is not the classroom I went to when my mom and I came to sign up for school.

Taylor: You said your teacher was Mrs. Marx, didn't you?

Kelly: Yes, I'm sure of it.

Taylor: I bet I know what the problem is! Are you sure your teacher isn't MISS Marx?



Kelly: Huh? What do you mean?

Taylor: There is a Mrs. Marx in this school, and there is also a Miss Marx.

Kelly: There are two teachers with the same last name?

Taylor: You got it! Miss Marx is actually Mrs. Marx's daughter.

Kelly: Really?! That's crazy! I must have Miss Marx then. Would you mind taking me to Miss Marx's classroom?

Taylor: No problem. Follow me!

PARTNER PLAY and FLUENCY BUNDLE

Grades 4-5

90 scripts in all!

Great for Daily 5!

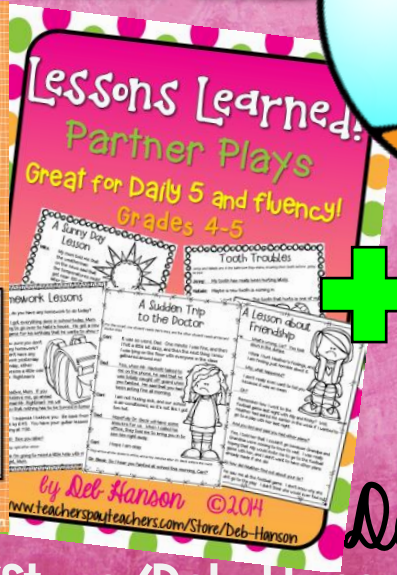

+more!

By Deb Hanson

www.teacherspayteachers.com/Store/Deb-Hanson

©2014

A Suggestion for Organization of this BUNDLE:

First, thank you for your purchase of my first "mega-set" of Partner Plays! I found that once I got my creative juices flowing, my ideas for various sets started to "run wild"! I thought "Hey! Maybe there are upper elementary teachers who would want to incorporate a short partner play into their students' daily reading routine, too!" That's how this resource came to be.

So, now you have 18 sets of five partner plays, so a total of 90 scripts. Wait – it's actually 180 scripts when you consider that there are two versions of each script (the difference being one version has Partner 1's parts underlined, and the other version has Partner 2's parts underlined)! Here's my suggestion for organization of it all!

1. I suggest investing in a portable plastic file container and 18 hanging file folders (not necessary, of course, if you have ample filing space elsewhere).
2. As noted above, each set contains 5-6 unique scripts...and each script has 2 versions.
    a. I would print each script on a different color of paper. Using the Back-to-School set as an example:
        -Print **both** versions of "A School Tour" on white paper.
        -Print **both** versions of "Meet the Teacher: Numeric Style" on yellow paper.
        -Print **both** versions of "Twin Swap" on pink paper.
        -Print **both** versions of "A Surprise Party for Ms. Lutter" on light blue paper.
        -Print **both** versions of "Two Lies & a Truth" on light green paper.
    b. Once the entire set is printed, I would place that set into a single hanging file folder and then label the file folder accordingly. For example, the hanging file folder for the set described above would be labeled "School Days".
    c. In the end, you will have 18 labeled hanging file folders, each containing 10-12 scripts, matching the partner scripts by color.
3. The following pages include an optional reading log to use with your students. I suggest printing it 2-sided on a single sheet, and then folding accordion-style. I suggest having each student store their log in their reading folder. Not only are they tasked with checking off a script once they've read it, but there is also a place to log their reading partner. I thought that might be helpful for teachers in terms of having students partner with a wide variety of classmates. I hope that students will feel a sense of accomplishment as they check off more and more scripts!

_____'s

Partner Play Reading Log

Directions: After you read a play, check it off! On the line next to the play, write the name of your partner when you read the play.

School Days Set

- ☐ *The School Tour* _____
- ☐ *Meet the Teacher...* _____
- ☐ *Twin Swap* _____
- ☐ *A Surprise Party...* _____
- ☐ *Two Lies & a Truth* _____

We Love Sports Set

- ☐ *Basketball Advice* _____
- ☐ *The Swim Meet* _____
- ☐ *Soccer Lessons* _____
- ☐ *Girls Can Play Hockey...* _____
- ☐ *An Embarrassing Memory* _____

Lessons Learned Set

- ☐ *A Sunny Day Lesson* _____
- ☐ *Tooth Troubles* _____
- ☐ *Homework Lessons* _____
- ☐ *A Sudden Trip...Doctor* _____
- ☐ *A Lesson ... Friendship* _____

The Town Scavenge Hunt Set

- ☐ *Part 1* _____
- ☐ *Part 2* _____
- ☐ *Part 3* _____
- ☐ *Part 4* _____
- ☐ *Part 5* _____

Snack Attack Set

- ☐ *Donuts with Dad* _____
- ☐ *The Bake Sale* _____
- ☐ *Sweet and Salty* _____
- ☐ *A Final Snack... Braces* _____
- ☐ *A Tasty Demonstration* _____

Weather Woes Set

- ☐ *Walking in the Rain* _____
- ☐ *Snow Day- No Day* _____
- ☐ *A Change in Plans* _____
- ☐ *A Windy City Event* _____
- ☐ *An Imperfect Picnic* _____

Surprise Set

- ☐ *A Birthday Surprise* _____
- ☐ *A Soldier's Surprise* _____
- ☐ *A Baby Surprise* _____
- ☐ *A Surprise Visitor* _____
- ☐ *The Big Winner* _____

Friday Night Fun Set

- ☐ *Friday Night Dinner...Dad* _____
- ☐ *A Friday Night Memory* _____
- ☐ *Friday Night Creations* _____
- ☐ *A Friday Night Phone Call* _____
- ☐ *Friday Night's Fort* _____

Totally Technology Set

- ☐ *Cell Phone Savvy* _____
- ☐ *Password Protection* _____
- ☐ *I broke the Ipad!* _____
- ☐ *Insta-GRAM* _____
- ☐ *A New Ipod* _____

_____'s

Partner Play Reading Log



Directions: After you read a play, check it off! On the line next to the play, write the name of your partner when you read the play.

School Days Set

- ☐ *The School Tour* _____
- ☐ *Meet the Teacher...* _____
- ☐ *Twin Swap* _____
- ☐ *A Surprise Party...* _____
- ☐ *Two Lies & a Truth* _____

We Love Sports Set

- ☐ *Basketball Advice* _____
- ☐ *The Swim Meet* _____
- ☐ *Soccer Lessons* _____
- ☐ *Girls Can Play Hockey...* _____
- ☐ *An Embarrassing Memory* _____

Lessons Learned Set

- ☐ *A Sunny Day Lesson* _____
- ☐ *Tooth Troubles* _____
- ☐ *Homework Lessons* _____
- ☐ *A Sudden Trip...Doctor* _____
- ☐ *A Lesson ... Friendship* _____

The Town Scavenge Hunt Set

- ☐ *Part 1* _____
- ☐ *Part 2* _____
- ☐ *Part 3* _____
- ☐ *Part 4* _____
- ☐ *Part 5* _____

Snack Attack Set

- ☐ *Donuts with Dad* _____
- ☐ *The Bake Sale* _____
- ☐ *Sweet and Salty* _____
- ☐ *A Final Snack B4 Braces* _____
- ☐ *A Tasty Demonstration* _____

Weather Woes Set

- ☐ *Walking in the Rain* _____
- ☐ *Snow Day- No Day* _____
- ☐ *A Change in Plans* _____
- ☐ *A Windy City Event* _____
- ☐ *An Imperfect Picnic* _____

Surprise Set

- ☐ *A Birthday Surprise* _____
- ☐ *A Soldier's Surprise* _____
- ☐ *A Baby Surprise* _____
- ☐ *A Surprise Visitor* _____
- ☐ *The Big Winner* _____

Friday Night Fun Set

- ☐ *Friday Night Dinner...Dad* _____
- ☐ *A Friday Night Memory* _____
- ☐ *Friday Night Creations* _____
- ☐ *A Friday Night Phone Call* _____
- ☐ *Friday Night's Fort* _____

Totally Technology Set

- ☐ *Cell Phone Savvy* _____
- ☐ *Password Protection* _____
- ☐ *Ibroke the Ipad!* _____
- ☐ *Insta-GRAM* _____
- ☐ *A New Ipod* _____

Greek Mythology Set

- ☐ Arachne & Medusa _____
- ☐ Hera & Zeus _____
- ☐ Demeter & Persephone _____
- ☐ Hades & Poseidon _____
- ☐ Apollo & Artemis _____

Modern Day Greek Mythology

- ☐ The Costume Party _____
- ☐ Halloween Hercules _____
- ☐ The Trip to Athens _____
- ☐ Cronus & Rhea _____
- ☐ Greek Mythol. in English _____

Fall/ Halloween Set

- ☐ The Fall Festival w/ Anna _____
- ☐ The Scarecrow _____
- ☐ An Autumn Walk with... _____
- ☐ Trick-or-What? _____
- ☐ The Autumn Obstacle... _____

Thanksgiving Set

- ☐ Thanksgiving Potatoes _____
- ☐ Mason & Honey _____
- ☐ A Tasty Turkey _____
- ☐ A Thanksgiving Dinner... _____
- ☐ Better Late Than Never _____

Historical Fiction Set

- ☐ Drummer Boy Dreams _____
- ☐ A Fight for Equal Rights _____
- ☐ Teacher Troubles _____
- ☐ A Not-so-Groovy Night _____
- ☐ A New Automobile _____

Winter Fun at Deer Mountain Set

- ☐ The Fawn Run _____
- ☐ The Ski Lift _____
- ☐ The Challenge... Slopes _____
- ☐ The Olympic Dream _____
- ☐ A Break from Skiis... _____

The Great Outdoors Set

- ☐ Too Prepared? _____
- ☐ The Lost Hikers _____
- ☐ The Shortcut _____
- ☐ Campfire Memories _____
- ☐ Hiking with Dad _____

The New Puppy Set

- ☐ What to Name Her? _____
- ☐ An Energetic Pup _____
- ☐ Mitzi... or Chewy? _____
- ☐ A Digging & Dirty Mitzi _____
- ☐ Mitzi and Stella _____

Character Qualities Set

- ☐ Compassion _____
- ☐ Cooperation _____
- ☐ Perseverance _____
- ☐ Courage _____
- ☐ Honesty _____

Notes about my favorite scripts:

Front of a Lessons Learned Script

Homework Lessons

Mom: Parker, do you have any homework to do today?

Parker: Nope! I got everything done in school today, Mom. I'm going to go over to Nate's house. He got a new video game for his birthday that he wants to show me.

Mom: Are you *sure* you don't have any homework? You didn't have any homework yesterday or Monday, either. That seems a little odd for Mr. Rightman's class.

Parker: I'm *positive*, Mom. If you don't believe me, go ahead and email Mr. Rightman! He will tell you that nothing has to be turned in tomorrow!

Mom: Okay. I suppose I believe you. Be back from Nate's house by 6:45. You have your guitar lessons this evening at 7:00.

Parker: Got it! See you later!

The following evening, right after dinner.

Parker: I think I'm going to need a little help with my homework tonight, Mom.

Back of a Lessons Learned Script

Homework Lessons (continued)

Mom: Well, I am impressed that you mentioned it without me having to ask you about it first. What is it- math?

Parker: No, it's actually social studies homework. I have to create a display to go with my state report. Wait... I'll go get the note from Mr. Rightman out of my backpack that explains the display requirements.

Parker gets the note from his backpack and bring it to his mom to read.

Mom: PARKER!! This is a *huge* project, and I see that it is due tomorrow! When did you find out about this project?



Parker: Last week sometime.

Mom: I am very disappointed in you. Why didn't you tell me about this earlier? I have asked you about homework every night this week, and you told me each time that you didn't have any homework.

Parker: Well, I didn't have any homework due the very next day.

Mom: You will be working on this project yourself. In the future, if there is a big project due, I want to be notified about it the very same day you find out about it. Now get to work!

By Deb Hanson © 2014
http://www.teacherspayteachers.com/Store/Deb-Hanson

Credits

Ball clip art by on cover Aim Less Daze
www.teacherspayteachers.com/Store/Aim-Less-Daze

Tween Clip Art by Educlips
www.teacherspayteachers.com/Store/Educasong

Cover Background by Sonya Dehart Design
www.teacherspayteachers.com/Store/Sonya-Dehart-Design

Some Fonts by Hello Literacy
http://www.teacherspayteachers.com/Store/Hello-Literacy

Some Fonts by

KG Fonts