


**Title I, Part A, 1003(a) School Improvement Grants
Recommended Allocation
FY 2017**

| | System Name | Name | Priority/Focus | Focus | Opportunity | Title I Base | Supplement | Base Allocation | Size Supplement (Priority Only) | Recommended Amended Total FY17 Award | Total FY17 Award | System Total |
|---------|------------------------|--|----------------|-------|-------------|--------------|------------|-----------------|---------------------------------|--------------------------------------|------------------|--------------|
| SWSS | Appling County | Appling County Elementary School | | Focus | | \$33,000 | \$30,000 | \$63,000 | \$0 | | \$63,000 | \$63,000 |
| Charter | Atlanta Public Schools | Benteen Elementary School | | Focus | | \$33,000 | \$30,000 | \$63,000 | \$0 | | \$63,000 | |
| Charter | Atlanta Public Schools | Bethune Elementary School | Priority | | Opportunity | \$33,000 | \$45,000 | \$78,000 | \$5,000 | | \$83,000 | |
| Charter | Atlanta Public Schools | Boyd Elementary School | | Focus | Opportunity | \$33,000 | \$30,000 | \$63,000 | \$0 | | \$63,000 | |
| Charter | Atlanta Public Schools | Brown Middle School | | Focus | | \$33,000 | \$30,000 | \$63,000 | \$0 | | \$63,000 | |
| Charter | Atlanta Public Schools | Centennial Place Elementary School | | Focus | | \$33,000 | \$30,000 | \$63,000 | \$0 | | \$63,000 | |
| Charter | Atlanta Public Schools | Cleveland Elementary School | | Focus | | \$33,000 | \$30,000 | \$63,000 | \$0 | | \$63,000 | |
| Charter | Atlanta Public Schools | Connally Elementary School | Priority | | Opportunity | \$33,000 | \$45,000 | \$78,000 | \$5,000 | | \$83,000 | |
| Charter | Atlanta Public Schools | Continental Colony Elementary School | | Focus | Opportunity | \$33,000 | \$30,000 | \$63,000 | \$0 | | \$63,000 | |
| Charter | Atlanta Public Schools | Coretta Scott King Young Women's Academy High | Priority | | | \$33,000 | \$45,000 | \$78,000 | \$5,000 | | \$83,000 | |
| Charter | Atlanta Public Schools | D. H. Stanton Elementary School | | Focus | Opportunity | \$33,000 | \$30,000 | \$63,000 | \$0 | | \$63,000 | |
| Charter | Atlanta Public Schools | Dobbs Elementary School | | Focus | | \$33,000 | \$30,000 | \$63,000 | \$0 | | \$63,000 | |
| Charter | Atlanta Public Schools | Douglass High School | Priority | | Opportunity | \$33,000 | SIG | \$33,000 | \$0 | | \$33,000 | |
| Charter | Atlanta Public Schools | Dunbar Elementary School | Priority | | Opportunity | \$33,000 | \$45,000 | \$78,000 | \$5,000 | | \$83,000 | |
| Charter | Atlanta Public Schools | F. L. Stanton Elementary School | | | Opportunity | \$10,000 | \$0 | \$10,000 | \$0 | | \$10,000 | |
| Charter | Atlanta Public Schools | Fain Elementary School | | Focus | Opportunity | \$33,000 | \$30,000 | \$63,000 | \$0 | | \$63,000 | |
| Charter | Atlanta Public Schools | Fickett Elementary School | | Focus | | \$33,000 | \$30,000 | \$63,000 | \$0 | | \$63,000 | |
| Charter | Atlanta Public Schools | Gideons Elementary School | | Focus | Opportunity | \$33,000 | \$30,000 | \$63,000 | \$0 | | \$63,000 | |
| Charter | Atlanta Public Schools | Grove Park Intermediate School | | Focus | Opportunity | \$33,000 | \$30,000 | \$63,000 | \$0 | | \$63,000 | |
| Charter | Atlanta Public Schools | Humphries Elementary School | | Focus | | \$33,000 | \$30,000 | \$63,000 | \$0 | | \$63,000 | |
| Charter | Atlanta Public Schools | Intown Charter Academy | | | Opportunity | \$10,000 | \$0 | \$10,000 | \$0 | | \$10,000 | |
| Charter | Atlanta Public Schools | Kimberly Elementary School | | | Opportunity | \$10,000 | \$0 | \$10,000 | \$0 | | \$10,000 | |
| Charter | Atlanta Public Schools | Maynard H. Jackson, Jr. High School | Priority | | | \$33,000 | \$45,000 | \$78,000 | \$10,000 | | \$88,000 | |
| Charter | Atlanta Public Schools | Mays High School | Priority | | | \$33,000 | \$45,000 | \$78,000 | \$10,000 | | \$88,000 | |
| Charter | Atlanta Public Schools | Miles Intermediate School | | Focus | Opportunity | \$33,000 | \$30,000 | \$63,000 | \$0 | | \$63,000 | |
| Charter | Atlanta Public Schools | Parkside Elementary School | | Focus | | \$33,000 | \$30,000 | \$63,000 | \$0 | | \$63,000 | |
| Charter | Atlanta Public Schools | Perkerson Elementary School | | | Opportunity | \$10,000 | \$0 | \$10,000 | \$0 | | \$10,000 | |
| Charter | Atlanta Public Schools | Peyton Forest Elementary School | | Focus | Opportunity | \$33,000 | \$30,000 | \$63,000 | \$0 | | \$63,000 | |
| Charter | Atlanta Public Schools | School of Health Sciences and Research at Carver | Priority | | | \$33,000 | \$45,000 | \$78,000 | \$5,000 | | \$83,000 | |
| Charter | Atlanta Public Schools | School of Technology at Carver | Priority | | Opportunity | \$33,000 | \$45,000 | \$78,000 | \$5,000 | | \$83,000 | |
| Charter | Atlanta Public Schools | Scott Elementary School | | | Opportunity | \$10,000 | \$0 | \$10,000 | \$0 | | \$10,000 | |
| Charter | Atlanta Public Schools | Slater Elementary School | | Focus | Opportunity | \$33,000 | \$30,000 | \$63,000 | \$0 | | \$63,000 | |
| Charter | Atlanta Public Schools | South Atlanta School of Health and Medical Science | Priority | | | \$33,000 | \$45,000 | \$78,000 | \$5,000 | | \$83,000 | |
| Charter | Atlanta Public Schools | The Best Academy at Benjamin S. Carson High | Priority | | | \$33,000 | \$45,000 | \$78,000 | \$5,000 | | \$83,000 | |
| Charter | Atlanta Public Schools | The John Hope-Charles Walter Hill Elementary | | Focus | | \$33,000 | \$30,000 | \$63,000 | \$0 | | \$63,000 | |
| Charter | Atlanta Public Schools | The School of the Arts at Carver | Priority | | | \$33,000 | \$45,000 | \$78,000 | \$5,000 | | \$83,000 | |
| Charter | Atlanta Public Schools | Therrell High School | Priority | | | \$33,000 | \$45,000 | \$78,000 | \$5,000 | | \$83,000 | |
| Charter | Atlanta Public Schools | Thomasville Heights Elementary School | Priority | | Opportunity | \$33,000 | \$45,000 | \$78,000 | \$5,000 | | \$83,000 | |
| Charter | Atlanta Public Schools | Toomer Elementary School | | Focus | | \$33,000 | \$30,000 | \$63,000 | \$0 | | \$63,000 | |



**Title I, Part A, 1003(a) School Improvement Grants
Recommended Allocation
FY 2017**


| | System Name | Name | Priority/Focus | Focus | Opportunity | Title I Base | Supplement | Base Allocation | Size Supplement (Priority Only) | Recommended Amended Total FY17 Award | Total FY17 Award | System Total |
|---------|------------------------|---|----------------|-------|-------------|--------------|------------|-----------------|---------------------------------|--------------------------------------|------------------|--------------|
| Charter | Atlanta Public Schools | Towns Elementary School | | Focus | Opportunity | \$33,000 | \$30,000 | \$63,000 | \$0 | | \$63,000 | |
| Charter | Atlanta Public Schools | Young Middle School | | Focus | | \$33,000 | \$30,000 | \$63,000 | \$0 | | \$63,000 | \$2,495,000 |
| Charter | Baldwin County | Creekside Elementary School | | Focus | | \$33,000 | \$30,000 | \$63,000 | \$0 | | \$63,000 | |
| Charter | Baldwin County | Eagle Ridge Elementary School | | Focus | | \$33,000 | \$30,000 | \$63,000 | \$0 | | \$63,000 | |
| Charter | Baldwin County | Midway Elementary School | | Focus | | \$33,000 | \$30,000 | \$63,000 | \$0 | | \$63,000 | \$189,000 |
| Charter | Barrow County | Kennedy Elementary School | | Focus | | \$33,000 | \$30,000 | \$63,000 | \$0 | | \$63,000 | \$63,000 |
| SWSS | Bibb County | Appling Middle School | | | Opportunity | \$10,000 | \$0 | \$10,000 | \$0 | | \$10,000 | |
| SWSS | Bibb County | Ballard Hudson Middle School | | Focus | Opportunity | \$33,000 | \$30,000 | \$63,000 | \$0 | | \$63,000 | |
| SWSS | Bibb County | Bloomfield Middle School | | | Opportunity | \$10,000 | \$0 | \$10,000 | \$0 | | \$10,000 | |
| SWSS | Bibb County | Brookdale Elementary School | | Focus | Opportunity | \$33,000 | \$30,000 | \$63,000 | \$0 | | \$63,000 | |
| SWSS | Bibb County | Bruce Elementary School | Priority | | Opportunity | \$33,000 | \$45,000 | \$78,000 | \$5,000 | | \$83,000 | |
| SWSS | Bibb County | Burghard Elem. (Southfield Elementary Fall 2015) | Priority | | Opportunity | \$33,000 | \$45,000 | \$78,000 | \$5,000 | | \$83,000 | |
| SWSS | Bibb County | Hartley Elementary School | Priority | | Opportunity | \$33,000 | SIG | \$33,000 | \$0 | | \$33,000 | |
| SWSS | Bibb County | Ingram/Pye Elementary School | Priority | | Opportunity | \$33,000 | \$45,000 | \$78,000 | \$5,000 | | \$83,000 | |
| SWSS | Bibb County | King - Danforth (Martin Luther King Jr. Elem Fall 2015) | Priority | | Opportunity | \$33,000 | \$45,000 | \$78,000 | \$5,000 | | \$83,000 | |
| SWSS | Bibb County | Lane Elementary School | | Focus | | \$33,000 | \$30,000 | \$63,000 | \$0 | | \$63,000 | |
| SWSS | Bibb County | Northeast High School | Priority | | | \$33,000 | \$45,000 | \$78,000 | \$5,000 | | \$83,000 | |
| SWSS | Bibb County | Rice Elementary School | | | Opportunity | \$10,000 | \$0 | \$10,000 | \$0 | | \$10,000 | |
| SWSS | Bibb County | Riley Elementary School | Priority | | Opportunity | \$33,000 | \$45,000 | \$78,000 | \$5,000 | | \$83,000 | |
| SWSS | Bibb County | Southwest High School | Priority | | Opportunity | \$33,000 | SIG | \$33,000 | \$0 | | \$33,000 | |
| SWSS | Bibb County | Westside High School | Priority | | | \$33,000 | SIG | \$33,000 | \$0 | | \$33,000 | |
| SWSS | Bibb County | Williams Elementary School | Priority | | Opportunity | \$33,000 | \$45,000 | \$78,000 | \$5,000 | | \$83,000 | \$899,000 |
| SWSS | Bryan County | Bryan County Middle School | | Focus | | \$33,000 | \$30,000 | \$63,000 | \$0 | | \$63,000 | \$63,000 |
| SWSS | Bulloch County | Langston Chapel Elementary School | | Focus | | \$33,000 | \$30,000 | \$63,000 | \$0 | | \$63,000 | |
| SWSS | Bulloch County | Mattie Lively Elementary School | | Focus | | \$33,000 | \$30,000 | \$63,000 | \$0 | | \$63,000 | |
| SWSS | Bulloch County | William James Middle School | | Focus | | \$33,000 | \$30,000 | \$63,000 | \$0 | | \$63,000 | \$189,000 |
| Charter | Calhoun County | Calhoun County Elementary School | | | Opportunity | \$10,000 | \$0 | \$10,000 | \$0 | | \$10,000 | \$10,000 |
| SWSS | Carroll County | Bowdon Middle School | | Focus | | \$33,000 | \$30,000 | \$63,000 | \$0 | | \$63,000 | \$63,000 |
| SWSS | Chatham County | Butler Elementary School | | Focus | | \$33,000 | \$30,000 | \$63,000 | \$0 | | \$63,000 | |
| SWSS | Chatham County | DeRenne Middle School | | | Opportunity | \$10,000 | \$0 | \$10,000 | \$0 | | \$10,000 | |
| SWSS | Chatham County | Haven Elementary School | | Focus | Opportunity | \$33,000 | \$30,000 | \$63,000 | \$0 | | \$63,000 | |
| SWSS | Chatham County | Hodge Elementary School | | Focus | Opportunity | \$33,000 | \$30,000 | \$63,000 | \$0 | | \$63,000 | |
| SWSS | Chatham County | Mercer Middle School | | | Opportunity | \$10,000 | \$0 | \$10,000 | \$0 | | \$10,000 | |
| SWSS | Chatham County | Myers Middle School | | | Opportunity | \$10,000 | \$0 | \$10,000 | \$0 | | \$10,000 | |
| SWSS | Chatham County | Otis J Brock III Elementary School | | | Opportunity | \$10,000 | \$0 | \$10,000 | \$0 | | \$10,000 | |
| SWSS | Chatham County | Shuman Elementary School | | Focus | | \$33,000 | \$30,000 | \$63,000 | \$0 | | \$63,000 | |
| SWSS | Chatham County | The School of Liberal Studies at Savannah High | Priority | | | \$33,000 | \$45,000 | \$78,000 | \$5,000 | | \$83,000 | |
| SWSS | Chatham County | Thunderbolt Elementary School | | Focus | | \$33,000 | \$30,000 | \$63,000 | \$0 | | \$63,000 | |
| SWSS | Chatham County | West Chatham Middle School | | Focus | | \$33,000 | \$30,000 | \$63,000 | \$0 | | \$63,000 | |

**Title I, Part A, 1003(a) School Improvement Grants
Recommended Allocation
FY 2017**

| | System Name | Name | Priority/Focus | Focus | Opportunity | Title I Base | Supplement | Base Allocation | Size Supplement (Priority Only) | Recommended Amended Total FY17 Award | Total FY17 Award | System Total |
|---------|----------------------|---|----------------|-------|-------------|--------------|------------|-----------------|---------------------------------|--------------------------------------|------------------|--------------|
| SWSS | Chatham County | Windsor Forest Elementary School | | Focus | | \$33,000 | \$30,000 | \$63,000 | \$0 | | \$63,000 | \$564,000 |
| SWSS | Chattahoochee County | Chattahoochee County Middle School | | | Opportunity | \$10,000 | \$0 | \$10,000 | \$0 | | \$10,000 | \$10,000 |
| SWSS | Cherokee County | Canton Elementary | | Focus | | \$33,000 | \$30,000 | \$63,000 | \$0 | | \$63,000 | |
| SWSS | Cherokee County | William G. Hasty, Sr. Elementary School | | Focus | | \$33,000 | \$30,000 | \$63,000 | \$0 | | \$63,000 | \$126,000 |
| Charter | Clarke County | Cedar Shoals High School | | Focus | | \$33,000 | \$30,000 | \$63,000 | \$0 | | \$63,000 | |
| Charter | Clarke County | Gaines Elementary School | | Focus | Opportunity | \$33,000 | \$30,000 | \$63,000 | \$0 | | \$63,000 | |
| Charter | Clarke County | Howard B. Stroud Elementary School | | Focus | | \$33,000 | \$30,000 | \$63,000 | \$0 | | \$63,000 | |
| Charter | Clarke County | Oglethorpe Avenue Elementary School | | Focus | | \$33,000 | \$30,000 | \$63,000 | \$0 | | \$63,000 | |
| Charter | Clarke County | Whit Davis Road Elementary School | | Focus | | \$33,000 | \$30,000 | \$63,000 | \$0 | | \$63,000 | \$315,000 |
| SWSS | Clay County | Clay County Elementary | | Focus | | \$33,000 | \$30,000 | \$63,000 | \$0 | | \$63,000 | \$63,000 |
| SWSS | Clayton County | Charles R. Drew High School | Priority | | | \$33,000 | \$45,000 | \$78,000 | \$10,000 | | \$88,000 | |
| SWSS | Clayton County | Edmonds Elementary School | | Focus | | \$33,000 | \$30,000 | \$63,000 | \$0 | | \$63,000 | |
| SWSS | Clayton County | Forest Park High School | Priority | | | \$33,000 | \$45,000 | \$78,000 | \$10,000 | | \$88,000 | |
| SWSS | Clayton County | Mundy's Mill High School | | Focus | | \$33,000 | \$30,000 | \$63,000 | \$0 | | \$63,000 | |
| SWSS | Clayton County | North Clayton High School | Priority | | | \$33,000 | \$45,000 | \$78,000 | \$5,000 | | \$83,000 | |
| SWSS | Clayton County | Northcutt Elementary School | | Focus | | \$33,000 | \$30,000 | \$63,000 | \$0 | | \$63,000 | \$448,000 |
| SWSS | Cobb County | Birney Elementary School | | Focus | | \$33,000 | \$30,000 | \$63,000 | \$0 | | \$63,000 | |
| SWSS | Cobb County | Clarkdale Elementary School | | Focus | | \$33,000 | \$30,000 | \$63,000 | \$0 | | \$63,000 | |
| SWSS | Cobb County | Milford Elementary School | | Focus | | \$33,000 | \$30,000 | \$63,000 | \$0 | | \$63,000 | |
| SWSS | Cobb County | Osborne High School | Priority | | | \$33,000 | \$45,000 | \$78,000 | \$10,000 | | \$88,000 | \$277,000 |
| Char+Al | Colquitt County | Cox Elementary School | | | Opportunity | \$10,000 | \$0 | \$10,000 | \$0 | | \$10,000 | |
| Charter | Colquitt County | Odom Elementary School | | Focus | | \$33,000 | \$30,000 | \$63,000 | \$0 | | \$63,000 | |
| Charter | Colquitt County | Okapilco Elementary School | | Focus | | \$33,000 | \$30,000 | \$63,000 | \$0 | | \$63,000 | |
| Charter | Colquitt County | Sunset Elementary School | | Focus | | \$33,000 | \$30,000 | \$63,000 | \$0 | | \$63,000 | \$199,000 |
| SWSS | Columbia County | Grovetown Elementary School | | Focus | | \$33,000 | \$30,000 | \$63,000 | \$0 | | \$63,000 | \$63,000 |
| SWSS | Cook County | Cook Elementary School | | Focus | | \$33,000 | \$30,000 | \$63,000 | \$0 | | \$63,000 | \$63,000 |
| SWSS | Coweta County | Eastside Elementary School | | Focus | | \$33,000 | \$30,000 | \$63,000 | \$0 | | \$63,000 | |
| SWSS | Coweta County | Ruth Hill Elementary School | | Focus | | \$33,000 | \$30,000 | \$63,000 | \$0 | | \$63,000 | |
| SWSS | Coweta County | Western Elementary School | | Focus | | \$33,000 | \$30,000 | \$63,000 | \$0 | | \$63,000 | \$189,000 |
| SWSS | Crisp County | Southwestern) | | Focus | | \$33,000 | \$30,000 | \$63,000 | \$0 | | \$63,000 | \$63,000 |
| SWSS | Dalton City | Morris Innovative High School | Priority | | | \$33,000 | \$45,000 | \$78,000 | \$5,000 | | \$83,000 | \$83,000 |
| SWSS | Decatur County | Bainbridge High School | | Focus | | \$33,000 | \$30,000 | \$63,000 | \$0 | | \$63,000 | \$63,000 |
| SWSS | DeKalb County | Allgood Elementary School | | Focus | Opportunity | \$33,000 | \$30,000 | \$63,000 | \$0 | | \$63,000 | |
| SWSS | DeKalb County | Bob Mathis Elementary School | | Focus | | \$33,000 | \$30,000 | \$63,000 | \$0 | | \$63,000 | |
| SWSS | DeKalb County | Browns Mill Elementary School | | Focus | Opportunity | \$33,000 | \$30,000 | \$63,000 | \$0 | | \$63,000 | |
| SWSS | DeKalb County | Canby Lane Elementary School | | Focus | Opportunity | \$33,000 | \$30,000 | \$63,000 | \$0 | | \$63,000 | |
| SWSS | DeKalb County | Cedar Grove Elementary School | | | Opportunity | \$10,000 | \$0 | \$10,000 | \$0 | | \$10,000 | |
| SWSS | DeKalb County | Cedar Grove Middle School | | | Opportunity | \$10,000 | \$0 | \$10,000 | \$0 | | \$10,000 | |
| SWSS | DeKalb County | Chapel Hill Elementary School | | | Opportunity | \$10,000 | \$0 | \$10,000 | \$0 | | \$10,000 | |

**Title I, Part A, 1003(a) School Improvement Grants
Recommended Allocation
FY 2017**

| | System Name | Name | Priority/Focus | Focus | Opportunity | Title I Base | Supplement | Base Allocation | Size Supplement (Priority Only) | Recommended Amended Total FY17 Award | Total FY17 Award | System Total |
|------|---------------|---|----------------|-------|-------------|--------------|------------|-----------------|---------------------------------|--------------------------------------|------------------|--------------|
| SWSS | DeKalb County | Clarkston High School | Priority | | | \$33,000 | \$45,000 | \$78,000 | \$10,000 | | \$88,000 | |
| SWSS | DeKalb County | Clifton Elementary School | | Focus | Opportunity | \$33,000 | \$30,000 | \$63,000 | \$0 | | \$63,000 | |
| SWSS | DeKalb County | Columbia Elementary School | | | Opportunity | \$10,000 | \$0 | \$10,000 | \$0 | | \$10,000 | |
| SWSS | DeKalb County | Columbia High School | Priority | | | \$33,000 | \$45,000 | \$78,000 | \$10,000 | | \$88,000 | |
| SWSS | DeKalb County | Columbia Middle School | | Focus | | \$33,000 | \$30,000 | \$63,000 | \$0 | | \$63,000 | |
| SWSS | DeKalb County | Cross Keys High School | Priority | | | \$33,000 | \$45,000 | \$78,000 | \$10,000 | | \$88,000 | |
| SWSS | DeKalb County | Destiny Achievers Academy of Excellence | Priority | | | \$33,000 | \$45,000 | \$78,000 | \$0 | | \$78,000 | |
| SWSS | DeKalb County | Dunaire Elementary School | | | Opportunity | \$10,000 | \$0 | \$10,000 | \$0 | | \$10,000 | |
| SWSS | DeKalb County | Eldridge L. Miller Elementary School | | Focus | Opportunity | \$33,000 | \$30,000 | \$63,000 | \$0 | | \$63,000 | |
| SWSS | DeKalb County | Fairington Elementary School | | | Opportunity | \$10,000 | \$0 | \$10,000 | \$0 | | \$10,000 | |
| SWSS | DeKalb County | Flat Rock Elementary School | | | Opportunity | \$10,000 | \$0 | \$10,000 | \$0 | | \$10,000 | |
| SWSS | DeKalb County | Flat Shoals Elementary School | | | Opportunity | \$10,000 | \$0 | \$10,000 | \$0 | | \$10,000 | |
| SWSS | DeKalb County | Freedom Middle School | | Focus | Opportunity | \$33,000 | \$30,000 | \$63,000 | \$0 | | \$63,000 | |
| SWSS | DeKalb County | Kelley Lake Elementary School | | Focus | | \$33,000 | \$30,000 | \$63,000 | \$0 | | \$63,000 | |
| SWSS | DeKalb County | Lithonia Middle School | | Focus | | \$33,000 | \$30,000 | \$63,000 | \$0 | | \$63,000 | |
| SWSS | DeKalb County | Mary McLeod Bethune Middle School | | Focus | | \$33,000 | \$30,000 | \$63,000 | \$0 | | \$63,000 | |
| SWSS | DeKalb County | McNair High School | Priority | | | \$33,000 | \$45,000 | \$78,000 | \$5,000 | | \$83,000 | |
| SWSS | DeKalb County | McNair Middle School | | | Opportunity | \$10,000 | \$0 | \$10,000 | \$0 | | \$10,000 | |
| SWSS | DeKalb County | Meadowview Elementary School | | Focus | Opportunity | \$33,000 | \$30,000 | \$63,000 | \$0 | | \$63,000 | |
| SWSS | DeKalb County | Montclair Elementary School | | Focus | Opportunity | \$33,000 | \$30,000 | \$63,000 | \$0 | | \$63,000 | |
| SWSS | DeKalb County | Oakview Elementary | | | Opportunity | \$10,000 | \$0 | \$10,000 | \$0 | | \$10,000 | |
| SWSS | DeKalb County | Panola Way Elementary School | | | Opportunity | \$10,000 | \$0 | \$10,000 | \$0 | | \$10,000 | |
| SWSS | DeKalb County | Peachcrest Elementary (Knollwood + Midvale) | | | | \$33,000 | \$45,000 | \$78,000 | \$0 | | \$78,000 | |
| SWSS | DeKalb County | Princeton Elementary School | | Focus | | \$33,000 | \$30,000 | \$63,000 | \$0 | | \$63,000 | |
| SWSS | DeKalb County | Redan Elementary School | | | Opportunity | \$10,000 | \$0 | \$10,000 | \$0 | | \$10,000 | |
| SWSS | DeKalb County | Redan High School | Priority | | | \$33,000 | \$45,000 | \$78,000 | \$10,000 | | \$88,000 | |
| SWSS | DeKalb County | Ronald E McNair Discover Learning Academy Elem. | | Focus | Opportunity | \$33,000 | \$30,000 | \$63,000 | \$0 | | \$63,000 | |
| SWSS | DeKalb County | Smoke Rise Elementary School | | Focus | | \$33,000 | \$30,000 | \$63,000 | \$0 | | \$63,000 | |
| SWSS | DeKalb County | Snapfinger Elementary School | | Focus | Opportunity | \$33,000 | \$30,000 | \$63,000 | \$0 | | \$63,000 | |
| SWSS | DeKalb County | Stone Mountain High School | | | Opportunity | \$10,000 | \$0 | \$10,000 | \$0 | | \$10,000 | |
| SWSS | DeKalb County | Stoneview Elementary School | | Focus | Opportunity | \$33,000 | \$30,000 | \$63,000 | \$0 | | \$63,000 | |
| SWSS | DeKalb County | Toney Elementary School | Priority | | Opportunity | \$33,000 | \$45,000 | \$78,000 | \$5,000 | | \$83,000 | |
| SWSS | DeKalb County | Towers High School | Priority | | | \$33,000 | \$45,000 | \$78,000 | \$10,000 | | \$88,000 | |
| SWSS | DeKalb County | Woodward Elementary | | | Opportunity | \$10,000 | \$0 | \$10,000 | \$0 | | \$10,000 | \$2,036,000 |
| SWSS | Dodge County | Dodge County High School | | Focus | | \$33,000 | \$30,000 | \$63,000 | \$0 | | \$63,000 | |
| SWSS | Dodge County | Dodge County Middle School | Focus | Focus | | \$33,000 | \$30,000 | \$63,000 | \$0 | | \$63,000 | \$126,000 |
| SWSS | Dooley County | Dooley County Elementary School | | | Opportunity | \$10,000 | \$0 | \$10,000 | \$0 | | \$10,000 | |
| SWSS | Dooley County | Dooley County High School | Priority | | | \$33,000 | \$45,000 | \$78,000 | \$5,000 | | \$83,000 | |
| SWSS | Dooley County | Dooley County Middle School | | | Opportunity | \$10,000 | \$0 | \$10,000 | \$0 | | \$10,000 | \$103,000 |



**Title I, Part A, 1003(a) School Improvement Grants
Recommended Allocation
FY 2017**


| | System Name | Name | Priority/Focus | Focus | Opportunity | Title I Base | Supplement | Base Allocation | Size Supplement (Priority Only) | Recommended Amended Total FY17 Award | Total FY17 Award | System Total |
|----------------|-------------------------|---|-----------------|-------|-------------|-----------------|-----------------|-----------------|---------------------------------|--------------------------------------|------------------|-----------------|
| Charter | Dougherty County | Albany High School | Priority | | | \$33,000 | \$45,000 | \$78,000 | \$5,000 | | \$83,000 | |
| Charter | Dougherty County | Alice Coachman Elementary School | | | Opportunity | \$10,000 | \$0 | \$10,000 | \$0 | | \$10,000 | |
| Charter | Dougherty County | Dougherty Comprehensive High School | Priority | | | \$33,000 | SIG | \$33,000 | \$0 | | \$33,000 | |
| Charter | Dougherty County | Martin Luther King, Jr. Elementary | Priority | | | \$33,000 | \$45,000 | \$78,000 | \$5,000 | | \$83,000 | |
| Charter | Dougherty County | Monroe High School | Priority | | | \$33,000 | SIG | \$33,000 | \$0 | | \$33,000 | |
| Charter | Dougherty County | Morningside Elementary School | | | Opportunity | \$10,000 | \$0 | \$10,000 | \$0 | | \$10,000 | |
| Charter | Dougherty County | Northside Elementary School | | | Opportunity | \$10,000 | \$0 | \$10,000 | \$0 | | \$10,000 | |
| Charter | Dougherty County | Radium Springs Elementary School | | Focus | | \$33,000 | \$30,000 | \$63,000 | \$0 | | \$63,000 | |
| Charter | Dougherty County | Radium Springs Middle School | | Focus | | \$33,000 | \$30,000 | \$63,000 | \$0 | | \$63,000 | |
| Charter | Dougherty County | Southside Middle School | | | Opportunity | \$10,000 | \$0 | \$10,000 | \$0 | | \$10,000 | \$398,000 |
| Charter | Dublin City | Dublin Middle School | | Focus | | \$33,000 | \$30,000 | \$63,000 | \$0 | | \$63,000 | |
| Charter | Dublin City | Moore Street School | Priority | | | \$33,000 | \$45,000 | \$78,000 | \$0 | | \$78,000 | |
| Charter | Dublin City | Saxon Heights | | | Opportunity | \$10,000 | \$0 | \$10,000 | \$0 | | \$10,000 | |
| Charter | Dublin City | Susie Dasher Elementary | | Focus | | \$33,000 | \$30,000 | \$63,000 | \$0 | | \$63,000 | \$214,000 |
| SWSS | Evans County | Claxton Elementary School | | Focus | | \$33,000 | \$30,000 | \$63,000 | \$0 | | \$63,000 | \$63,000 |
| Charter | Fulton County | Banneker High School | Priority | | Opportunity | \$33,000 | \$45,000 | \$78,000 | \$10,000 | | \$88,000 | |
| Charter | Fulton County | Bethune Elementary School | | Focus | | \$33,000 | \$30,000 | \$63,000 | \$0 | | \$63,000 | |
| Charter | Fulton County | Creekside High School | Priority | | Opportunity | \$33,000 | \$45,000 | \$78,000 | \$10,000 | | \$88,000 | |
| Charter | Fulton County | Gullatt Elementary School | | Focus | | \$33,000 | \$30,000 | \$63,000 | \$0 | | \$63,000 | |
| Charter | Fulton County | Feldwood Elementary School | | | Opportunity | \$10,000 | \$0 | \$10,000 | \$0 | | \$10,000 | |
| Charter | Fulton County | Hamilton E. Holmes Elementary | | Focus | Opportunity | \$33,000 | \$30,000 | \$63,000 | \$0 | | \$63,000 | |
| Charter | Fulton County | Hapeville Charter Career Academy | Priority | | | \$33,000 | \$45,000 | \$78,000 | \$5,000 | | \$83,000 | |
| Charter | Fulton County | Hapeville Charter Middle School | | Focus | | \$33,000 | \$30,000 | \$63,000 | \$0 | | \$63,000 | |
| Charter | Fulton County | Heritage Elementary School | | | Opportunity | \$10,000 | \$0 | \$10,000 | \$0 | | \$10,000 | |
| Charter | Fulton County | High Point Elementary School | | Focus | | \$33,000 | \$30,000 | \$63,000 | \$0 | | \$63,000 | |
| Charter | Fulton County | Jackson Elementary School | | Focus | | \$33,000 | \$30,000 | \$63,000 | \$0 | | \$63,000 | |
| Charter | Fulton County | Lake Forest Elementary | | Focus | | \$33,000 | \$30,000 | \$63,000 | \$0 | | \$63,000 | |
| Charter | Fulton County | Lee Elementary School | | Focus | | \$33,000 | \$30,000 | \$63,000 | \$0 | | \$63,000 | |
| Charter | Fulton County | Liberty Point Elementary School | | | Opportunity | \$10,000 | \$0 | \$10,000 | \$0 | | \$10,000 | |
| Charter | Fulton County | McNair Middle School | | | Opportunity | \$10,000 | \$0 | \$10,000 | \$0 | | \$10,000 | |
| Charter | Fulton County | Mount Olive Elementary School | | Focus | Opportunity | \$33,000 | \$30,000 | \$63,000 | \$0 | | \$63,000 | |
| Charter | Fulton County | Nolan Elementary School | | Focus | | \$33,000 | \$30,000 | \$63,000 | \$0 | | \$63,000 | |
| Charter | Fulton County | Parklane Elementary School | | | Opportunity | \$10,000 | \$0 | \$10,000 | \$0 | | \$10,000 | |
| Charter | Fulton County | Sandtown Middle School | | Focus | | \$33,000 | \$30,000 | \$63,000 | \$0 | | \$63,000 | |
| Charter | Fulton County | Tri-Cities High School | Priority | | | \$33,000 | \$45,000 | \$78,000 | \$10,000 | | \$88,000 | |
| Charter | Fulton County | Woodland Middle School | | Focus | Opportunity | \$33,000 | \$30,000 | \$63,000 | \$0 | | \$63,000 | \$1,153,000 |
| Charter | Gainesville City | Centennial Arts Academy | | Focus | | \$33,000 | \$30,000 | \$63,000 | \$0 | | \$63,000 | |
| Charter | Gainesville City | Wood's Mill Non-Traditional School * | Priority | | | \$33,000 | \$45,000 | \$78,000 | \$0 | -\$78,000 | \$0 | \$63,000 |
| Charter | Gordon County | Swain Elementary School | | Focus | | \$33,000 | \$30,000 | \$63,000 | \$0 | | \$63,000 | \$63,000 |

**Title I, Part A, 1003(a) School Improvement Grants
Recommended Allocation
FY 2017**

| | System Name | Name | Priority/Focus | Focus | Opportunity | Title I Base | Supplement | Base Allocation | Size Supplement (Priority Only) | Recommended Amended Total FY17 Award | Total FY17 Award | System Total |
|---------|--------------------------|---|-----------------|-------|-------------|--------------|------------|-----------------|---------------------------------|--------------------------------------|------------------|--------------|
| SWSS | Greene County | Greene County High School | Priority | | | \$33,000 | \$45,000 | \$78,000 | \$5,000 | | \$83,000 | |
| SWSS | Greene County | Greensboro Elementary | | Focus | | \$33,000 | \$30,000 | \$63,000 | \$0 | | \$63,000 | \$146,000 |
| SWSS | Gwinnett County | Berkmar High School | Priority | | | \$33,000 | \$45,000 | \$78,000 | \$15,000 | | \$93,000 | |
| SWSS | Gwinnett County | Meadowcreek High School | Priority | | | \$33,000 | SIG | \$33,000 | \$0 | | \$33,000 | |
| SWSS | Gwinnett County | Rockbridge Elementary School | | Focus | | \$33,000 | \$30,000 | \$63,000 | \$0 | | \$63,000 | \$189,000 |
| SWSS | Hall County | Lyman Hall Elementary School | | Focus | | \$33,000 | \$30,000 | \$63,000 | \$0 | | \$63,000 | |
| SWSS | Hall County | White Sulphur Elementary School | | Focus | | \$33,000 | \$30,000 | \$63,000 | \$0 | | \$63,000 | \$126,000 |
| SWSS | Hancock County | Hancock Central High School | Priority | | | \$33,000 | \$45,000 | \$78,000 | \$5,000 | | \$83,000 | |
| SWSS | Hancock County | Hancock Central Middle School | | Focus | | \$33,000 | \$30,000 | \$63,000 | \$0 | | \$63,000 | \$146,000 |
| SWSS | Houston County | Huntington Middle School | | Focus | | \$33,000 | \$30,000 | \$63,000 | \$0 | | \$63,000 | |
| SWSS | Houston County | Miller Elementary School | | Focus | | \$33,000 | \$30,000 | \$63,000 | \$0 | | \$63,000 | |
| SWSS | Houston County | Pearl Stephens Elementary School | | Focus | | \$33,000 | \$30,000 | \$63,000 | \$0 | | \$63,000 | \$189,000 |
| Charter | Jasper County | Washington Park Elementary School | | Focus | | \$33,000 | \$30,000 | \$63,000 | \$0 | | \$63,000 | \$63,000 |
| SWSS | Jeff Davis County | Jeff Davis Elementary School | | Focus | | \$33,000 | \$30,000 | \$63,000 | \$0 | | \$63,000 | \$63,000 |
| SWSS | Jefferson County | Carver Elementary School | | Focus | | \$33,000 | \$30,000 | \$63,000 | \$0 | | \$63,000 | |
| SWSS | Jefferson County | Louisville Academy | | Focus | | \$33,000 | \$30,000 | \$63,000 | \$0 | | \$63,000 | \$126,000 |
| SWSS | Jenkins County | Jenkins County Elementary School | | Focus | | \$33,000 | \$30,000 | \$63,000 | \$0 | | \$63,000 | \$63,000 |
| SWSS | Johnson County | Johnson County High School | Priority | | | \$33,000 | \$45,000 | \$78,000 | \$5,000 | | \$83,000 | \$83,000 |
| SWSS | Jones County | Wells Primary School | | Focus | | \$33,000 | \$30,000 | \$63,000 | \$0 | | \$63,000 | \$63,000 |
| SWSS | Lanier County | Lanier County Elementary School | | Focus | | \$33,000 | \$30,000 | \$63,000 | \$0 | | \$63,000 | \$63,000 |
| SWSS | Long County | Long County Middle School | | Focus | | \$33,000 | \$30,000 | \$63,000 | \$0 | | \$63,000 | \$63,000 |
| SWSS | Macon County | Macon County Elementary School | | Focus | Opportunity | \$33,000 | \$30,000 | \$63,000 | \$0 | | \$63,000 | |
| SWSS | Macon County | Macon County High School | Priority | | | \$33,000 | \$45,000 | \$78,000 | \$5,000 | | \$83,000 | |
| SWSS | Macon County | Macon County Middle School | | Focus | | \$33,000 | \$30,000 | \$63,000 | \$0 | | \$63,000 | \$209,000 |
| Charter | Marietta City | Marietta High School | | Focus | | \$33,000 | \$30,000 | \$63,000 | \$0 | | \$63,000 | \$63,000 |
| SWSS | Meriwether County | Greenville High School | Priority | | | \$33,000 | \$45,000 | \$78,000 | \$0 | | \$78,000 | |
| SWSS | Meriwether County | Greenville Middle School ** | Priority | | | | | | | \$78,000 | \$78,000 | |
| SWSS | Meriwether County | Manchester Middle School | | Focus | Opportunity | \$33,000 | \$30,000 | \$63,000 | \$0 | | \$63,000 | |
| SWSS | Meriwether County | Unity Elementary School | | Focus | | \$33,000 | \$30,000 | \$63,000 | \$0 | | \$63,000 | \$282,000 |
| SWSS | Mitchell County | North Mitchell County Elementary School | | Focus | | \$33,000 | \$30,000 | \$63,000 | \$0 | | \$63,000 | \$63,000 |
| SWSS | Montgomery County | Montgomery County Middle School | | Focus | | \$33,000 | \$30,000 | \$63,000 | \$0 | | \$63,000 | |
| SWSS | Montgomery County | New Montgomery County Elementary School | | Focus | | \$33,000 | \$30,000 | \$63,000 | \$0 | | \$63,000 | \$126,000 |
| SWSS | Muscogee County | Baker Middle School | | Focus | Opportunity | \$33,000 | \$30,000 | \$63,000 | \$0 | | \$63,000 | |
| SWSS | Muscogee County | Davis Elementary School | | Focus | Opportunity | \$33,000 | \$30,000 | \$63,000 | \$0 | | \$63,000 | |
| SWSS | Muscogee County | Dawson Elementary School | | | Opportunity | \$10,000 | \$0 | \$10,000 | \$0 | | \$10,000 | |
| SWSS | Muscogee County | Forrest Road Elementary School | | | Opportunity | \$10,000 | \$0 | \$10,000 | \$0 | | \$10,000 | |
| SWSS | Muscogee County | Fox Elementary School | | | Opportunity | \$10,000 | SIG | \$10,000 | \$0 | | \$10,000 | |
| SWSS | Muscogee County | Georgetown Elementary School | | Focus | | \$33,000 | \$30,000 | \$63,000 | \$0 | | \$63,000 | |
| SWSS | Muscogee County | Jordan Vocational High School | Priority | | | \$33,000 | SIG | \$33,000 | \$0 | | \$33,000 | |

**Title I, Part A, 1003(a) School Improvement Grants
Recommended Allocation
FY 2017**

| | System Name | Name | Priority/Focus | Focus | Opportunity | Title I Base | Supplement | Base Allocation | Size Supplement (Priority Only) | Recommended Amended Total FY17 Award | Total FY17 Award | System Total |
|---------|-----------------|---|----------------|-------|-------------|--------------|------------|-----------------|---------------------------------|--------------------------------------|------------------|--------------|
| SWSS | Muscogee County | Lonnie Jackson Academy | | | Opportunity | \$10,000 | \$0 | \$10,000 | \$0 | | \$10,000 | |
| SWSS | Muscogee County | Martin Luther King, Jr. Elementary School | | Focus | Opportunity | \$33,000 | \$30,000 | \$63,000 | \$0 | | \$63,000 | |
| SWSS | Muscogee County | Rigdon Road Elementary School | | Focus | | \$33,000 | \$30,000 | \$63,000 | \$0 | | \$63,000 | |
| SWSS | Muscogee County | South Columbus Elementary School | | | Opportunity | \$10,000 | \$0 | \$10,000 | \$0 | | \$10,000 | |
| SWSS | Muscogee County | Spencer High School | Priority | | | \$33,000 | SIG | \$33,000 | \$0 | | \$33,000 | \$431,000 |
| SWSS | Newton County | Flint Hill Elementary | | Focus | | \$33,000 | \$30,000 | \$63,000 | \$0 | | \$63,000 | \$63,000 |
| Charter | Peach County | Fort Valley Middle School | | Focus | | \$33,000 | \$30,000 | \$63,000 | \$0 | | \$63,000 | |
| Charter | Peach County | Peach County High School | Priority | | | \$33,000 | \$45,000 | \$78,000 | \$5,000 | | \$83,000 | \$146,000 |
| SWSS | Pelham City | Pelham Elementary School | | Focus | | \$33,000 | \$30,000 | \$63,000 | \$0 | | \$63,000 | \$63,000 |
| SWSS | Polk County | Westside Elementary School | | Focus | | \$33,000 | \$30,000 | \$63,000 | \$0 | | \$63,000 | |
| SWSS | Polk County | Youngs Grove Elementary School | | Focus | | \$33,000 | \$30,000 | \$63,000 | \$0 | | \$63,000 | \$126,000 |
| SWSS | Quitman County | Quitman County High School | Priority | | | \$33,000 | SIG | \$33,000 | \$0 | | \$33,000 | \$33,000 |
| Charter | Randolph County | Randolph Clay High School | Priority | | | \$33,000 | \$45,000 | \$78,000 | \$5,000 | | \$83,000 | |
| Charter | Randolph County | Randolph Clay Middle School | | | Opportunity | \$10,000 | \$0 | \$10,000 | \$0 | | \$10,000 | |
| Charter | Randolph County | Randolph County Elementary School | | Focus | | \$33,000 | \$30,000 | \$63,000 | \$0 | | \$63,000 | \$156,000 |
| SWSS | Richmond County | Bayvale Elementary School | | Focus | Opportunity | \$33,000 | \$30,000 | \$63,000 | \$0 | | \$63,000 | |
| SWSS | Richmond County | Butler High School | Priority | | Opportunity | \$33,000 | \$45,000 | \$78,000 | \$5,000 | | \$83,000 | |
| SWSS | Richmond County | Copeland Elementary School | | Focus | | \$33,000 | \$30,000 | \$63,000 | \$0 | | \$63,000 | |
| SWSS | Richmond County | Diamond Lakes Elementary School | | | Opportunity | \$10,000 | \$0 | \$10,000 | \$0 | | \$10,000 | |
| SWSS | Richmond County | Glenn Hills Elementary School | | | Opportunity | \$10,000 | \$0 | \$10,000 | \$0 | | \$10,000 | |
| SWSS | Richmond County | Glenn Hills High School | Priority | | Opportunity | \$33,000 | \$45,000 | \$78,000 | \$5,000 | | \$83,000 | |
| SWSS | Richmond County | Glenn Hills Middle School | | Focus | Opportunity | \$33,000 | \$30,000 | \$63,000 | \$0 | | \$63,000 | |
| SWSS | Richmond County | Hains Elementary School | | | Opportunity | \$10,000 | \$0 | \$10,000 | \$0 | | \$10,000 | |
| SWSS | Richmond County | Jamestown Elementary School | | | Opportunity | \$10,000 | \$0 | \$10,000 | \$0 | | \$10,000 | |
| SWSS | Richmond County | Jenkins-White Elementary Charter School | Priority | | Opportunity | \$33,000 | \$45,000 | \$78,000 | \$5,000 | | \$83,000 | |
| SWSS | Richmond County | Josey High School | Priority | | Opportunity | \$33,000 | \$45,000 | \$78,000 | \$5,000 | | \$83,000 | |
| SWSS | Richmond County | Lamar - Milledge Elementary School | | Focus | Opportunity | \$33,000 | \$30,000 | \$63,000 | \$0 | | \$63,000 | |
| SWSS | Richmond County | Laney High School | Priority | | | \$33,000 | \$45,000 | \$78,000 | \$5,000 | | \$83,000 | |
| SWSS | Richmond County | Meadowbrook Elementary School | Priority | | Opportunity | \$33,000 | \$45,000 | \$78,000 | \$5,000 | | \$83,000 | |
| SWSS | Richmond County | Morgan Road Middle School | | Focus | | \$33,000 | \$30,000 | \$63,000 | \$0 | | \$63,000 | |
| SWSS | Richmond County | Murphey Middle Charter School | | Focus | Opportunity | \$33,000 | \$30,000 | \$63,000 | \$0 | | \$63,000 | |
| SWSS | Richmond County | Sego Middle School | | | Opportunity | \$10,000 | \$0 | \$10,000 | \$0 | | \$10,000 | |
| SWSS | Richmond County | Spirit Creek Middle School | | | Opportunity | \$10,000 | \$0 | \$10,000 | \$0 | | \$10,000 | |
| SWSS | Richmond County | Terrace Manor Elementary School | | | Opportunity | \$10,000 | \$0 | \$10,000 | \$0 | | \$10,000 | |
| SWSS | Richmond County | Tutt Middle School | | Focus | | \$33,000 | \$30,000 | \$63,000 | \$0 | | \$63,000 | |
| SWSS | Richmond County | W.S. Hornsby K-8 School | Priority | | Opportunity | \$33,000 | \$45,000 | \$78,000 | \$5,000 | | \$83,000 | |
| SWSS | Richmond County | Wheeless Road Elementary School | | Focus | Opportunity | \$33,000 | \$30,000 | \$63,000 | \$0 | | \$63,000 | |
| SWSS | Richmond County | Wilkinson Gardens Elementary School | | Focus | Opportunity | \$33,000 | \$30,000 | \$63,000 | \$0 | | \$63,000 | \$1,218,000 |
| Charter | Rockdale County | Hightower Trail Elementary School | | Focus | | \$33,000 | \$30,000 | \$63,000 | \$0 | | \$63,000 | |



**Title I, Part A, 1003(a) School Improvement Grants
Recommended Allocation
FY 2017**

| | System Name | Name | Priority/Focus | Focus | Opportunity | Title I Base | Supplement | Base Allocation | Size Supplement (Priority Only) | Recommended Amended Total FY17 Award | Total FY17 Award | System Total |
|---------|------------------------|--|----------------|-------|-------------|--------------------|--------------------|---------------------|---------------------------------|--------------------------------------|---------------------|---------------------|
| Charter | Rockdale County | Sims Elementary School | | Focus | | \$33,000 | \$30,000 | \$63,000 | \$0 | | \$63,000 | \$126,000 |
| SWSS | Rome City | Rome High School | | Focus | | \$33,000 | \$30,000 | \$63,000 | \$0 | | \$63,000 | \$63,000 |
| SWSS | Seminole County | Seminole County Middle/High School | | Focus | | \$33,000 | \$30,000 | \$63,000 | \$0 | | \$63,000 | \$63,000 |
| SWSS | Spalding County | Cowan Road Middle School | | Focus | | \$33,000 | \$30,000 | \$63,000 | \$0 | | \$63,000 | |
| SWSS | Spalding County | Kennedy Road Middle School | | | Opportunity | \$10,000 | \$0 | \$10,000 | \$0 | | \$10,000 | \$73,000 |
| | State Charter Schools | Atlanta Heights Charter School | | | Opportunity | \$10,000 | \$0 | \$10,000 | \$0 | | \$10,000 | \$10,000 |
| | State Charter Schools | Georgia Connections Academy | Priority | | | \$33,000 | \$45,000 | \$78,000 | \$15,000 | | \$93,000 | \$93,000 |
| | State Charter Schools | Graduation Achievement Center (Provost) | Priority | | Opportunity | \$33,000 | \$45,000 | \$78,000 | \$10,000 | | \$88,000 | \$88,000 |
| | State School | Atlanta Area School for the Deaf | Priority | | | \$33,000 | \$45,000 | \$78,000 | \$0 | | \$78,000 | \$78,000 |
| | State School | Georgia School for the Deaf | Priority | | | \$33,000 | \$45,000 | \$78,000 | \$0 | | \$78,000 | \$78,000 |
| SWSS | Sumter County | Americus Sumter County High North | Priority | | | \$33,000 | \$45,000 | \$78,000 | \$0 | | \$78,000 | |
| SWSS | Sumter County | Americus Sumter County High South | Priority | | | \$33,000 | \$45,000 | \$78,000 | \$5,000 | | \$83,000 | |
| SWSS | Sumter County | Sarah Cobb Elementary School | | | Opportunity | \$10,000 | \$0 | \$10,000 | \$0 | | \$10,000 | \$171,000 |
| SWSS | Talbot County | Central Elementary/High School | Priority | | Opportunity | \$33,000 | \$45,000 | \$78,000 | \$5,000 | | \$83,000 | \$83,000 |
| SWSS | Taliaferro County | Taliaferro County School | Priority | | | \$33,000 | \$45,000 | \$78,000 | \$0 | | \$78,000 | \$78,000 |
| Charter | Terrell County | Carver Elementary School | | Focus | | \$33,000 | \$30,000 | \$63,000 | \$0 | | \$63,000 | |
| Charter | Terrell County | Terrell Middle School | | Focus | | \$33,000 | \$30,000 | \$63,000 | \$0 | | \$63,000 | \$126,000 |
| SWSS | Thomaston-Upson County | Upson-Lee High School | | Focus | | \$33,000 | \$30,000 | \$63,000 | \$0 | | \$63,000 | \$63,000 |
| Charter | Tift County | Annie Belle Clark Primary School | | Focus | | \$33,000 | \$30,000 | \$63,000 | \$0 | | \$63,000 | |
| Charter | Tift County | Len Lastinger Primary School | | Focus | | \$33,000 | \$30,000 | \$63,000 | \$0 | | \$63,000 | \$126,000 |
| SWSS | Twiggs County | Twiggs County High School | Priority | | Opportunity | \$33,000 | SIG | \$33,000 | \$0 | | \$33,000 | \$33,000 |
| Charter | Vidalia City | J. R. Trippe Middle School | | Focus | | \$33,000 | \$30,000 | \$63,000 | \$0 | | \$63,000 | \$63,000 |
| SWSS | Walker County | Rossville Elementary School | | Focus | | \$33,000 | \$30,000 | \$63,000 | \$0 | | \$63,000 | \$63,000 |
| SWSS | Wayne County | Bacon Elementary School | | Focus | | \$33,000 | \$30,000 | \$63,000 | \$0 | | \$63,000 | \$63,000 |
| SWSS | Whitfield County | Beaverdale Elementary School | | Focus | | \$33,000 | \$30,000 | \$63,000 | \$0 | | \$63,000 | \$63,000 |
| SWSS | Wilcox County | Wilcox County High School | Priority | | | \$33,000 | \$45,000 | \$78,000 | \$5,000 | | \$83,000 | \$83,000 |
| SWSS | Wilkinson County | Wilkinson County Elementary School | | Focus | | \$33,000 | \$30,000 | \$63,000 | \$0 | | \$63,000 | \$63,000 |
| | | TOTAL | | | | \$8,556,000 | \$7,950,000 | \$16,506,000 | \$385,000 | \$0 | \$16,891,000 | \$16,891,000 |
| | | * Wood's Mill Non-Traditional School (Gainesville City Schools) has transitioned from a school into a program and is not eligible for the \$78,000 originally awarded. | | | | | | | | | | |
| | | **Greenville High School (Meriwether County) has divided into Greenville Middle School and Greenville High School. Both school are identified as Priority schools and therefore Greenville Middle School is awarded \$78,000. | | | | | | | | | | |