



Georgia Department of Education

Richard Woods, Georgia's School Superintendent
"Educating Georgia's Future"

Student Record Webinar Series



Session 3: STUDENT

April 19, 2016

*Correction: Slide 9 & 31 – Report title corrected to be **Individual Student Report**, not SR084
Slide 69 – Removed reference to WBL*

Today's Layouts And Data Element Categories



● STUDENT - C01

- Demographics
- Economic Identifiers
- Educational Attributes
- Program Eligibility
- Program Statuses
- Diploma /Career Development

Acronyms!



FEDERAL REPORTING

CSPR - Consolidated State Performance Report

EDEN - Education Data Exchange Network (*EDFacts*)

IDEA - Individuals with Disabilities Education Act

CRDC - Civil Rights Data Collection

STATE REPORTING

CCRPI - College and Career Ready Performance Index

SLDS - Statewide Longitudinal Data System

SBOE - State Board of Education

STUDENT

Basic Demographics

What / SR Description

Personal identifiers that begin to build the profile of the individual student.

GTID, Student ID, Student Name, Gender, Race, Grade Level , Previous Student ID



Why / How is it used?

Identity Management.

These identifiers allow reports to develop sub-populations required for state and federal reporting.



How can I check this? / SR Reports

These sub-populations are broken out in the **SR017 Student Demographic Report**. Also, many reports can drill down to the basic demographics. For example, see the **SR084 Student Summary Information**.

For GTID Issues: **SR064 Multiple GTIDs Reported for Student ID, SR066 Duplicate GTID Report**

SR017 Student Demographic Report

Demographic Report on Active Students												
School		Grade Range	Ethnicity Hispanic	Race						Gender		Total Active Students (including graduates)
#	Name			American Indian	Asian	Black	Pacific Islander	White	Two or More Races	Female	Male	
0173	ABC Elementary School	PK-05	343	0	16	368	3	41	19	374	416	790
1066	BLUE Elementary School	PK-05	550	2	6	311	0	57	25	434	517	951
0287	RED Elementary School	PK-05	142	1	39	146	0	299	26	327	326	653

Demographic Report on Active Students									
Grade Level Gender	Ethnicity Hispanic	Race						Total Active Students (including graduates)	
		American Indian	Asian	Black	Pacific Islander	White	Two or More Races		
PK		6	0	0	9	0	0	1	16
Male		5	0	0	5	0	0	1	11
Female		1	0	0	4	0	0	0	5
K		53	0	3	61	1	8	4	130
Male		27	0	0	36	0	3	4	70
Female		26	0	3	25	1	5	0	60
Grade 1		58	0	5	57	1	11	3	135
Male		33	0	2	32	0	7	2	76
Female		25	0	3	25	1	4	1	59

STUDENT

More Demographics

What / SR Description

Personal identifiers that begin to build the profile of the individual student.

County of Residence: where the student lives.

School System of Residence: the district based on where the student resides.



Why / How is it used?

Identity Management.

These identifiers allow reports to develop sub-populations required for state and federal reporting.



How can I check this? / SR Reports

SR018 Annual School Report of Students Residence

SR018 Annual School Report of Students Residence

County of Residence						System of Residence					
County of Residence and School System of Residence for All Active and Withdrawn Students Reported											
County of Residence Number	County of Residence Name	Active	Withdrawn	Dropout	Total Students	System of Residence	System of Residence Name	Active	Withdrawn	Dropout	Total Students
608	ABC County	43	3	0	46	608	ABC County	43	3	0	46
622	BLUE County	3	0	0	3	622	BLUE County	3	0	0	3
628	RED County	222	5	1	228	628	RED County	222	5	1	228
631	DEF County	9	1	0	10	631	DEF County	9	1	0	10

STUDENT

More Personal Identifiers

What / SR Description

Many of these data elements are used to further build the student identity:
Date of Birth, Special Needs Code (*Student is Single Parent*), Active Military (Parents)



Why / How is it used?

Identity Management.

These identifiers allow reports to develop sub-populations required for state and federal reporting.



How can I check this? / SR Reports

Refer to the **SR084 Student Summary Report**, where you can drill down to individual detail.

Individual Student Report

Tabs for Demographics, Enrollment, Courses, Safety, Special Ed Events, Programs & Errors

Student Level	Enrollment Level	Course Level	Discipline Level	Special Education Level	Program Level	Errors
Student ID			GTID			
Student Name			Student Status			
Gender			Race			
Address			City, State, Zip			
Birth Date	11/05/2004		Age	10		
Birth Place	United States		Date of Entry to US School			
Grade Level	05		ESOL	N		
Free/Reduced Price Meal Eligibility	Student is NOT eligible for Free or Reduced meal program		Gifted Referral Status	Not referred		
Gifted Eligibility Status	Never eligible		Gifted Service Status			
English Learner	No		Migrant	No		
Primary Language	English		Graduation Program of Study			
Remedial Ed. Subject Code			Primary Area of Exceptionality			
Part Time Student?			Environment Code			
Date Entered 9th Grade			Homeless Primary Night Shelter			
EL Monitor Year			EL Monitor Basis			
SWD Monitor Year			EIP Subject			
Diploma Type			CCAE			
Career Technical Instruction			Non-ESOL	-		
SST	N		U.S. School Less Than 3 Years	N		
PRE-K Program Code	-		Career Interest Inventories			
Career Awareness Lessons	00					
Career Portfolio	N		Individual Graduation Plan			
Alternate Math Sequence			CAPSTONE Project			
Active Military	N					

What / SR Description

The **PRE-K PROGRAM CODE** indicates participation in a pre-kindergarten program. Codes are for Head Start, Georgia Lottery Funded Pre-K, Title I Funded Pre-K, Special Ed Programs, Blended Head Start Program, Other Pre-K programs. (Codes 01-10)

In cases where the students are not associated with the district (Head Start private grantee and no classes in district), but are receiving special ed services from the district, report them in FTE 1 for the federal child count only. ***These students would not be reported in Student Record if they are not enrolled in the district.***

Why / How is it used?

Program Monitoring

How can I check this? / SR Reports

SR078 PRE-K Program Code Report

SR078 PRE-K Program Code Report

Pre-K Program Code Report													
School	PREK Program Code*											Total	
	01	02	03	04	05	06	07	08	09	10	99		
0105-ONE Elementary School	0	0	0	0	0	0	12		12	0	0	0	24
0106-ONE Primary School	0	0	0	0	0	0	27		16	0	0	0	43
0108-ONE Mill Elementary	0	0	0	0	0	0	8		5	0	4	0	17

PRE-K Program Detail Report									
Student ID	GTID	Student Name	Grade Level	Age	Gender	Race	SWD	PRE-K Program Code	PRE-K Program Description
*****3565	xxxxxx4569	Jane Doe	PK	3	M	RB	Y	07	Special Education 3-year olds
*****5614	xxxxxx0686	Ruby Stone	PK	4	F	EH	Y	08	Special Education 4-year olds

Date Entered 9th Grade

CCRPI

What / SR Description

Enter the date the student enrolled in the 9th grade for the first time. The DATE ENTERED 9th GRADE must be entered for all students in grades '09' - '12'. It must be left blank for student in grades 'PK' - '08'. Cannot be a future date. (YYYYMMDD)

Why / How is it used?

State Reporting, CCRPI


How can I check this? / SR Reports

SR073 – Date Entered Ninth Grade Report provides a list of all students reporting a date entered 9th grade, including first time 9th grade students.

SR073 Date Entered 9th Grade Report

Georgia Department of Education	DATE ENTERED NINTH GRADE REPORT
Student Record Data Collection System (FY2015)	999-Sample County

DATE ENTERED NINTH GRADE REPORT					
School		Grade Range	First Time Ninth Grade Students	All Students With Date Entered Ninth Grade	Total Unduplicated Students Count
#	Name				
0102	Sample High School	09-12	198	869	869
0109	Special Sample Center	03-10	13	31	31
0114	Extraordinary High School	PK-12	125	416	416
0115	Rocket High School	09-12	403	1,438	1,438
0210	Stars High School	09-12	189	725	731
0415	Scooby Do High School	09-12	247	1,006	1,006
0450	George Jetson Academy	09-12	200	816	816
2071	Beaver Cleaver High School	09-12	328	1,018	1,018
System Total			1703	6,319	6,325



Relating Data Elements

EL Related Data Elements

ENGLISH LEARNER (EL)
PRIMARY LANGUAGE
ESOL
NON-ESOL
EL MONITOR BASIS
EL MONITOR YEAR
PLACE OF BIRTH
DATE OF ENTRY TO U.S. SCHOOL
US SCHOOLS LESS THAN 3 YEARS





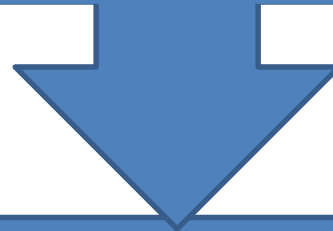
English Learner (EL)

CCRPI

What / SR Description

Indicates whether or not the student has limited proficiency in English.

Valid values are **Y** - Yes, **N** - No, **M** - Monitored, or **F** - Former EL. Students enrolled in ESOL must have EL = Y. Some students that have limited proficiency in English may not be in a state-funded ESOL program, but are required to report the non-ESOL indicator. Once a student reaches proficiency in English, the student is monitored for 2 years and then reported as a former EL student.



Why / How is it used?

Program Monitoring, CCRPI and Federal Reporting



How can I check this? / SR Reports

Verify data on **SR025a – Special Language Programs** or **SR084 – Student Summary Information**

SR025A Special Language Programs

Special Language Programs					
School		Grade Range	Total	EL = Y	
#	Name			ESOL=Y (Total Served via ESOL)	ESOL=N(Total Not Served via ESOL)
0141	ABC High School	09-12	65	44	21
0402	LOFTY School	02-05	394	394	0
0143	RED High School	09-12	35	18	17
0144	ONWARDElementary School	PK-05	60	56	4
0147	BLUE Primary School	PK-01	95	87	8

Special Language Programs				
Grade Level	Total	EL = Y		
		ESOL=Y(Total Served via ESOL)	ESOL=N(Total Not Served via ESOL)	
09	45	35		10
10	14	7		7
11	2	1		1
12	4	1		3
Total	65	44		21

NOTE : This report includes all active and withdrawn students.
Special Language Program - Primary Language Report (SR025b)



Primary Language


CCRPI

What / SR Description

PRIMARY LANGUAGE indicates the student's primary spoken language if other than English.

⑤ Must be entered if the student is coded EL = 'Y'.

⑤ Cannot be BLANK (English) if the student is an **ENGLISH LEARNER (EL)**.



Why / How is it used?

Program Monitoring, CCRPI, and Federal Reporting



How can I check this? / SR Reports

To verify total number of students by language, see **SR025b – Special Language Programs - Primary Language**. To see student level detail, use **Ad Hoc Query** to pull a report of students where the primary language is not null.



Services for English Learner (EL)

What / SR Description

English Learners are provided services, either through state ESOL services, or indirectly through NON-ESOL programs.

ESOL - the student is enrolled in the state-funded ESOL program at any time during this school year

NON-ESOL - This code indicates the status of an EL student who is not in the ESOL program

ESOL students must also be coded as **ENGLISH LEARNER= 'Y'**. If **ESOL='Y'**, then the **PRIMARY LANGUAGE** must not be blank.

Why / How is it used?

Program Monitoring, Funding, and Federal Reporting

How can I check this? / SR Reports

Verify data via **SR025A Special Language**, and drill down to detail.

SR070 Demographic of Education Program

SR025b Special Language Programs

English Learner (EL)

Special Language Programs					
School		Grade Range	EL = Y		
#	Name		Total	ESOL=Y (Total Served via ESOL)	ESOL=N(Total Not Served via ESOL)
<u>0100</u>	Mary Poppins Elementary School	PK-05	27	<u>26</u>	<u>1</u>
<u>0107</u>	New World Elementary School	PK-05	14	<u>13</u>	<u>1</u>
<u>0198</u>	Shakespeare Middle School	06-08	7	<u>4</u>	<u>3</u>
<u>0199</u>	Langston Hughes Elementary School	PK-05	91	<u>91</u>	0
<u>0200</u>	Angelou Elementary School	PK-05	16	<u>16</u>	0
<u>0203</u>	Good Example High School	PK-12	2	<u>2</u>	0
<u>0299</u>	Jerry Lewis Middle School	06-08	33	<u>27</u>	<u>6</u>
<u>0300</u>	Achievement Middle School	06-08	6	<u>5</u>	<u>1</u>
<u>0399</u>	Fun Time Elementary School	PK-05	14	<u>12</u>	<u>2</u>
<u>2050</u>	Donald Duck Elementary School	PK-05	18	<u>15</u>	<u>3</u>
<u>2054</u>	The Avengers High School	09-12	20	<u>14</u>	<u>6</u>
<u>3054</u>	Tony Stark Elementary School	PK-05	0	0	0
<u>4052</u>	Star Wars High School	PK-12	2	0	<u>2</u>
<u>5050</u>	Denzel Elementary School	PK-05	17	<u>17</u>	0
<u>5054</u>	Reddington Elementary School	PK-05	16	<u>15</u>	<u>1</u>
<u>System Total</u>			283	257	26



EL Monitor Year

CCRPI

What / SR Description

EL MONITOR YEAR indicates which year a student is being monitored (EL='M') after being removed from English Learner status (EL='Y'). The first year of monitoring code is '1', and the second year is coded '2'. The **EL MONITOR YEAR** must be null when EL = 'Y', 'F', or 'N'.

Why / How is it used?

Program Monitoring, CCRPI, and Federal Reporting

Edits will check to make sure the monitor years 1 and 2 are reported in sequence.

An edit will also check for EL = F (former EL student), if the student was reported as monitored for 2 years.

How can I check this? / SR Reports

Verify data on **SR025D – EL Monitored Report**




EL Monitor Basis

What / SR Description


EL MONITOR BASIS describes the method used to determine the student's placement in the monitoring phase. The **EL MONITOR BASIS** must be reported when EL = 'M', *Monitored*. Otherwise, it should be blank.

The Monitor Basis Codes are for **ACCESS for EL proficiency (1)**, **Language Assessment Conference (2)**, or **Exited out of state or from a non-public school (3)**.



Why / How is it used?

Program Monitoring and Federal Reporting



How can I check this? / SR Reports

Verify data on **SR025D – EL Monitored Report**

SR025d EL Monitored Report

[View from top layer of report](#)

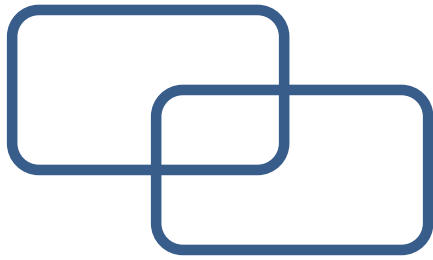
		EL Monitored									
School		EL Monitor Year 1			EL Monitor Year 2			EL Monitor Year 1 or 2			
#	Name	Grade Range	Total	Access (Monitor Basis=1)	LAC (Monitor Basis=2)	Total	Access (Monitor Basis=1)	LAC (Monitor Basis=2)	Total	Access (Monitor Basis=1)	LAC (Monitor Basis=2)
0100	RED School	PK-05	1	0	1	2	0	2	3	0	3
0107	BLUE School	PK-05	6	1	0	3	3	0	9	4	0
0198	GREENER School Langston Chapel	06-08	2	1	0	0	0	0	2	1	0

Click on the numbers in the total column to see the student level details.

[View of report by clicking on the School Code](#)

Grade Level	EL Monitor Year 1			EL Monitor Year 2			EL Monitor Year 1 or 2		
	Total	Access (Monitor Basis=1)	LAC (Monitor Basis=2)	Total	Access (Monitor Basis=1)	LAC (Monitor Basis=2)	Total	Access (Monitor Basis=1)	LAC (Monitor Basis=2)
PK	0	0	0	0	0	0	0	0	0
KK	0	0	0	0	0	0	0	0	0
01	0	0	0	0	0	0	0	0	0
02	0	0	0	0	0	0	0	0	0
03	0	0	0	0	0	0	0	0	0
04	1	0	1	1	0	1	2	0	2
05	0	0	0	1	0	1	1	0	1
Total	1	0	1	2	0	2	3	0	3

Data was created for example only



Relating Data Elements

STUDENT RECORD

ESOL = Y

EL = Y

Non-ESOL

COURSE RECORD

ESOL Delivery Models:

- '1' - Pull-Out (PO)
- '2' - Push-In (PI)
- '3' - Cluster Center (CC)
- '4' - Resource Center (RC)
- '5' - Scheduled Language Acquisition
- '6' - Approved Innovative Model
- '8' - Sheltered Content

If **ESOL = Y** then ESOL Delivery Model is required for (grades 1-12) in at least one Course record.

STUDENT RECORD

Non-ESOL


- 01 Parent refusal - indirectly served
- 02 Language support provided in special education
- 03 Language support by non-ESOL certified teacher
- 04 Language support via a non-state approved model
- 05 No language support



Place of Birth

What / SR Description

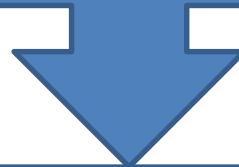
PLACE OF BIRTH is a code that indicates the student's country of birth. See Student Record documentation for list of codes. The **PLACE OF BIRTH** (which should be on the birth certificate) may reflect their actual country of birth. Report the **PLACE OF BIRTH** based on the information shown on the birth certificate (or other approved documentation listed policy guidelines).



Why / How is it used?

The new definition of *born in the U.S.* allows the student to be counted as an immigrant for purposes of Title III immigrant children and youth program, provided they meet the full definition of an immigrant student.

Program Monitoring and Federal Reporting



How can I check this? / SR Reports

SR060 Country of Origin Report

SR060 Country of Origin Report

Country of Origin Report				
School Id	School Name	Student Total	Origin Not US	Percent Not US
0401	ABC High School	2,267	177	7.81
0142	BLUE School	1,461	47	3.22
0143	UNTIL School	1,580	82	5.19
0144	RED Elementary School	936	13	1.39

Country of Origin Report		
Code	Country Name	Number of Students
0010	Afghanistan	2
0020	Albania	0
0030	Algeria	5
0040	American Samoa	1
0050	Andorra	0



Date of Entry Into US School


CCRPI

What / SR Description

Enter the date of entry into a U.S. school, if student 's country of birth is not the U.S. or Puerto Rico. This field is required when the student's place of birth is not the U.S. or Puerto Rico.

DATE OF ENTRY TO U.S. SCHOOL must be on or before current School Entry Date.

Cannot be a future date. (YYYYMMDD)



Why / How is it used?

Program Monitoring, CCRPI, and Federal Reporting



How can I check this? / SR Reports

**SR025G EL Students Entered from Out of State or Country, SR072 Immigrant Student Report
SR084 – Student Summary Report.** See the column for Date of Entry US School.




U.S. School Less Than 3 Years

What / SR Description

Indicates whether the student has been enrolled in a U.S. school for less than 3 years (i.e., accumulated 36 months). The accumulated school months are based on enrollment periods. For example, a student may be enrolled in the U.S. for one year, then leave the country for a year, then return to the U.S. and re-enroll.

The 36 months would not include the time the student was out of the country. The months do not need to be consecutive months, just cumulative months. Valid values are 'Y' or 'N'.



Why / How is it used?

Program Monitoring, Funding, and Federal Reporting



How can I check this? / SR Reports

SR072 Immigrant Student Report

SR072 Immigrant Student Report

Immigrant Student Report				
School ID	School Name	Count Based On Date of Entry to US School*	Count Based On US Schools Less Than 3 Years**	Total # Of Immigrants
0105	RED High School	4	0	4
0157	ABC County Elementary School	5	0	5
0595	RIDDLE Middle School	2	0	2
0257	ABC County Primary School	1	0	1
1350	BLUE Elementary School	1	0	1
System Total		13	0	13

* Student reported with **Date of Entry to US Schools** that is less than or equal to 36 months from September 1 of current fiscal year.

** Student reported with **Date of Entry to US Schools** that is greater than 36 months from September 1 of current fiscal year, but student is reported with **US School Less Than 3 Years = "Y"**.

This report includes both active and withdrawn students ages 3 to 21.

Immigrant Student Report													
School ID	School Name	Student ID	GTID	Student Name	Birth Date	Gender	Grade Level	Race	Country Code	Country Name	Date Entered US School	US School Less Than 3 Years	Primary Language
0105	TRULY High School	***** 7384	xxxxxx9386	Jane Doe	20000510	M	09	EH	1440	Mexico	20130801	N	26-Spanish
0151	CHARITY High School	***** 8881	xxxxxx7328	Singer Rain	20000522	F	09	RS	1680	Pakistan	20140317	Y	50-Urdu



MIGRANT

What / SR Description

MIGRANT indicates whether the student has been a migrant student at any time this year. A **MIGRANT** student is a student who is enrolled in the Migrant Education Program (MEP). **MIGRANT** must = 'N' for International Exchange Students. (Y/N/C)

Why / How is it used?

Program Monitoring, State and Federal Reporting

How can I check this? / SR Reports

Continuation of Services: The student is no longer eligible for the Migrant Program. However, the student is demonstrating a need for continued academic support from migrant funded services. When a student reaches the End of Eligibility (EOE) but is still in need of academic support due to failing grades, the student can be approved to continue to receive services paid with migrant funds. **This migrant student will be reported as "C" the year after the student reaches the end of eligibility.** The student will be coded "C" for the school year. In some cases, high school students can remain coded "C" until graduation.

SR033 Migrant Student, SR058 AND SR058A (Matching)

SR033 Migrant Student Report

Migrant Education Program Students

School #	Name	Grade Range	Migrant Program Student (Migrant="Y")	Continuation Of Service (Migrant="C"*)
3040	ABC Elementary School	PK-05	0	0
1466	BLUE Elementary School	PK-05	0	2
3042	LOFTY Elementary School	PK-05	0	0
0487	RED Elementary School	PK-05	0	0

Migrant Education Program Students

Grade Level	Migrant Program Student (Migrant="Y")	Continuation Of Service (Migrant="C"*)
KK	0	0
01	0	0
02	0	0
03	0	0
04	0	0
05	0	0
PK	0	0
School Totals	0	0

NOTE: * Migrant = "C" indicates that student is no longer considered a migrant, but receives academic support services paid with migrant funds.

NOTE: This report includes all active and withdrawn students.

Individual Student Report

Student Level	Enrollment Level	Course Level	Discipline Level	Special Education Level	Program Level	Errors
Student ID			GTID			
Student Name			Student Status			
Gender			Race			
Address			City, State,Zip			
Birth Date	11/05/2004		Age	10		
Birth Place	United States		Date of Entry to US School			
Grade Level	05		ESOL	N		
Free/Reduced Price Meal Eligibility	Student is NOT eligible for Free or Reduced meal program		Gifted Referral Status	Not referred		
Gifted Eligibility Status	Never eligible		Gifted Service Status			
English Learner	No		Migrant	No		
Primary Language	English		Graduation Program of Study			
Remedial Ed. Subject Code			Primary Area of Exceptionality			
Part Time Student?			Environment Code			
Date Entered 9th Grade			Homeless Primary Night Shelter			
EL Monitor Year			EL Monitor Basis			
SWD Monitor Year			EIP Subject			
Diploma Type			CCAE			
Career Technical Instruction			Non-ESOL	-		
SST	N		U.S. School Less Than 3 Years	N		
PRE-K Program Code	-		Career Interest Inventories			
Career Awareness Lessons	00					
Career Portfolio	N		Individual Graduation Plan			
Alternate Math Sequence			CAPSTONE Project			
Active Military	N					

TITLE 1 PARTICIPANT

What / SR Description

TITLE I PARTICIPANT CODE indicates whether a student received Title I-funded instructional services or Title I support services at any time this school year. At Targeted Assistance Title I schools, code each student with 'Y' for all Title I-funded services received this school year.

10 data elements for **Guidance and Counseling, Health/Dental, HS Equivalency GED, Job Preparation, Nutrition, Pupil Transportation, Reading/English/Language, Social Studies, Mathematics, and Science.**

Why / How is it used?

Program Monitoring and Federal Reporting

How can I check this? / SR Reports

SR032A Title 1 Participation Report

TITLE 1

SCHOOL- WIDE VS. TARGETTED

IF the school has a Title I School-wide program, code all instructional and support services 'N'.

SCHOOL Level Record

TITLE I SCHOOL CODE

- '1' Targeted Assistance Title I Program
- '2' School-wide Title I Program
- '9' No Title I program exists in the school



STUDENT Level Record

If **NOT School-Wide**, each student being served in any or all of these areas must be flagged individually. (Y/N)

Reading/English Language Arts

Mathematics

Science

Social Studies

Guidance/Counseling/ Social Work

Pupil Transportation

Job Preparation

High School Equivalency/GED

Health/Dental

Nutrition



SR032A Title 1 Participation Report

Students Receiving Title I Services in Schools with Targeted Assistance Programs																
School			Title I Instructional Services						Other Title I Services							
#	Name	Grade Range	A	B	C	D	Total	Unduplicated Count*	H	I	J	K	L	M	Total	Unduplicated Count*
0140	ABC Elementary School	PK-05	0	0	0	0	0	0	0	0	0	0	0	0	0	0
0240	BLUE Middle School	06-08	0	0	0	0	0	0	0	0	0	0	0	0	0	0
0496	SHY Elementary School	PK-05	0	0	0	0	0	0	0	0	0	0	0	0	0	0
4054	RED Elementary School	PK-05	0	0	0	0	0	0	0	0	0	0	0	0	0	0

NOTE: This report includes all active and withdrawn students except for no-show students. No-show students are excluded from this report.

Legend:

Title I Instructional Services

- A Reading/ English / Language Arts
- B. Mathematics
- C. Science
- D. Civics / Government

Other Title I Services

- H. Guidance/Counseling/Social Work
- I. Health/Dental
- J. Nutrition
- K. Pupil Transportation
- L. Job Preparation
- M. High School Equivalency/GED

What / SR Description

CTI - Indicates whether the student was enrolled in **Career Technical Instruction** program at any point during the school year. Valid values are “Y” and “N”.

CCAЕ - Indicate if a student participated in the **Coordinated Career Academic Education / Project Success** program at any point during the school year. Valid values are ‘Y’ and ‘N’.



Why / How is it used?

Program Monitoring



How can I check this? / SR Reports

SR070 Demographic of Education Program on Active Students

STUDENT

EIP SUBJECT CODE

What / SR Description

EIP SUBJECT CODE indicates the academic subject(s) in which student received Early Intervention Program (EIP) services at any time during this school year. Should be blank when no EIP services were provided. (Reading =1, Mathematics = 2, Both = 3)



Why / How is it used?

Program Monitoring



How can I check this? / SR Reports

SR070 Demographic of Education Program on Active Students

An **EIP SUBJECT CODE** should be reported for all students with an FTE **PROGRAM CODE**= 'E', 'F', or 'G'. (Kindergarten, Primary Grades, 4th and 5th Grades) Codes '1'- '3' valid only for **GRADE LEVEL** 'KK'- '05'.

SR070 Demographic of Education Program on Active Students

Demographic of Education Program on Active Students												
Program	Ethnicity Hispanic	Race					Gender			Total Students in Program	Total Active Students	Percent of Total Students in Program
		American Indian	Asian	Black	Pacific Islander	White	Two or More Races	Female	Male			
Gifted	1,515	25	2,222	2,701	12	12,224	791	9,778	9,712	19,490	112,760	17.28
Special Education	3,061	32	413	5,252	2	6,155	580	5,059	10,436	15,495	112,760	13.74
Remedial Education	4,177	25	247	6,444	8	2,584	421	6,645	7,261	13,906	112,760	12.33
Migrant	17	0	0	0	0	0	0	9	8	17	112,760	.02
ESOL	8,057	18	650	428	2	512	30	4,517	5,180	9,697	112,760	8.60
CCAE	0	0	0	0	0	0	0	0	0	0	112,760	0
CTI	0	0	0	0	0	0	0	0	0	0	112,760	0
EIP-Reading	1,732	14	155	1,302	6	1,220	144	2,017	2,556	4,573	112,760	4.06
EIP-Math	488	5	42	790	2	420	71	1,027	791	1,818	112,760	1.61
EIP-Both	2,956	12	143	2,310	3	1,030	151	3,252	3,353	6,605	112,760	5.86

NOTE:

A student may be counted in more than one program, but only once per row. This report includes graduates even though they are coded as withdrawn (withdrawal code = 'G') for reporting purposes.

'Total Active Students' includes graduated students.

Gifted : Gifted Service Code = 1

Special Education : Special Education Program- Primary Area = P-Z, 1-3, 6-8

Remedial Education : Remedial Education Subject Code = 4-9

Migrant : Migrant = Y

ESOL : ESOL= Y

CCAE : CCAE= Y

CTI : CTI= Y

EIP Subject Codes: EIP 1 - Reading, EIP 2 - Math, EIP 3 - Both

What / SR Description

Gifted Referral Code - Method by which the student was referred to the Gifted program this school year.

Gifted Eligibility Code - Eligibility status in the gifted program.

Gifted Service Code - Service status of gifted eligible students this school year.



Why / How is it used?

Program Monitoring



How can I check this? / SR Reports

SRO27A,B,C,D Gifted Students Reports, SR070 Demographic of Education Program on Active Students

SRO27A,B,C,D Gifted Students Reports


Gifted Program: Referrals, Eligibility, and Service					
School #	Name	Grade Range	Total Number of Gifted <u>Referrals</u> This Year	Total Number of Students <u>Eligible</u> for the Gifted Program This Year	Total Number of Students <u>Served</u> in the Gifted Program This Year
0153	ABC Elementary School	PK-05	62	40	40
3562	LOFTY Elementary School	PK-05	59	45	42
3556	BLUE High School	09-12	200	202	172
3065	RED Elementary School	PK-05	90	57	57

Gifted Program: Referrals, Eligibility, and Service				
Grade Level	Total Number of Gifted <u>Referrals</u> This Year	Total Number of Students <u>Eligible</u> for the Gifted Program This Year	Total Number of Students <u>Served</u> in the Gifted Program This Year	
PK	0	0	0	0
KK	0	0	0	0
01	11	3	3	3
02	3	3	3	3
03	15	12	12	12
04	10	10	10	10
05	23	12	12	12
School Totals	62	40	40	40

SR027 B Referrals Report

SR027 C Eligibility Report

SR027 D Served Report



Relating Data Elements

STUDENT RECORD

Gifted Identifiers

REFERRAL

- 1" - Referred by system's automatic referral procedure
- "2" - Referred by teacher
- "3" - Referred by parent / guardian
- "4" - Referred by self
- "5" - Referred by peer
- "6" - Referred by other
- "9" - Not referred.

ELIGIBILITY

- "2" - Initial eligibility established this year
- "3" - Initial eligibility established in a previous year
- "4" - Referred this year, but not eligible
- "9" - Never eligible.

SERVED

- "1" - Served this year
- "2" - Not served this year

ELIGIBILITY CODE
must = '2' or '3':

At least one Gifted
course is expected

RETAINED

What / SR Description

Identifies whether the student was retained in the same **GRADE LEVEL** at the end of the school year. **NOTE:** Withdrawn students cannot be retained. (Y/N)



Why / How is it used?

Board Rule, Program Monitoring



How can I check this? / SR Reports

SR020 Retained Students Report

Board Rule compliance: In addition, students that do not meet **GRADE LEVEL** performance standards as provided in the State Board of Education rule on Promotion, Placement, and Retention (160-4-2-.11) should be marked as **RETAINED**. Students that complete the criteria for promotion during the summer may be reported as promoted in FTE-1.

SR020 Retained Students Report

Retained Students Report														
School		Grade Range	Ethnicity Hispanic	Race					Gender		Total Retained Students	Total Active Students	Percent of Students Retained	
#	Name			American Indian	Asian	Black	Pacific Islander	White	Two or More Races	Female				Male
1460	ABC Middle School	06-08	0	0	0	0	0	0	0	0	0	0	914	0
1466	BLUE Elementary School	PK-05	0	0	0	0	0	0	0	0	0	0	951	0
0473	RED Elementary School	PK-05	0	0	0	0	0	0	0	0	0	0	790	

Retained Students										
Grade Level	Gender	Ethnicity Hispanic	Race					Total Retained Students	Total Number of Active Students Enrolled	
			American Indian	Asian	Black	Pacific Islander	White			Two or More Races
Grade 6		0	0	0	0	0	0	0	0	322
	Female	0	0	0	0	0	0	0	0	170
	Male	0	0	0	0	0	0	0	0	152
Grade 7		0	0	0	0	0	0	0	0	316
	Female	0	0	0	0	0	0	0	0	165
	Male	0	0	0	0	0	0	0	0	151
Grade 8		0	0	0	0	0	0	0	0	276
	Female	0	0	0	0	0	0	0	0	140
	Male	0	0	0	0	0	0	0	0	136
Total		0	0	0	0	0	0	0	0	914
	Female	0	0	0	0	0	0	0	0	475
	Male	0	0	0	0	0	0	0	0	439

NOTE: This report includes active students only.

FREE OR REDUCED PRICE MEAL ELIGIBILITY

CCRPI

What / SR Description

Indicates whether the student was **eligible** for the **Free or Reduced Price Meal Program** during the year. Report the most recent status.

NOTE: Coding each student is not necessary if **FREE OR REDUCED PRICE MEAL ELIGIBILITY - SPECIAL PROVISION ASSISTANCE STATUS** on the **School-level** record layout = 'Y' or 'C'.

Why / How is it used?

Program Monitoring, CCRPI, Funding and Federal Reporting

How can I check this? / SR Reports

SR026 Free Reduced Eligibility

FREE OR REDUCED PRICE MEAL ELIGIBILITY

SCHOOL- WIDE VS. PER STUDENT

SCHOOL Level Record

FREE OR REDUCED PRICE MEAL ELIGIBILITY - SPECIAL PROVISION

= “Y” (Provision II – all students)

OR

= “C” the Community Eligibility Provision (CEP)



STUDENT Level Record

If **NOT School-Wide**, then all students in the school must be coded on the Student level record for free or reduced-price meal eligibility at the individual student level.

Code	Description
F	Student was determined eligible for the Free meal program.
R	Student was determined eligible for the reduced-price meal program.
N	Student was determined not eligible for Free or Reduced-price meal program during the school year.
Blank	Student at special assistance school and not flagged



SR026 Free Reduced Eligibility

Free or Reduced Price Meal Eligibility							
School		Grade Range	SAS School	Number of Students Eligible for Free Meal Program	Number of Students Eligible for Reduced-Price Meal Program	Number of Students NOT Eligible for Free or Reduced-Price Meal Programs	Total Students Enrollment
#	Name						
0109	ABC Elementary	PK-05	N	141	16	620	777
0180	RED Elementary School	PK-05	N	156	38	619	813
0185	RAINY Elementary School	PK-05	N	48	12	642	702
0192	BLUE High School	09-12	N	141	38	1,851	2,030
0287	SWEET Elementary School	PK-05	N	276	62	362	700

Free or Reduced Price Meal Eligibility				
Grade Level	Number of Students Eligible for Free Meal Program	Number of Students Eligible for Reduced-Price Meal Program	Number of Students NOT Eligible for Free or Reduced-Price Meal Programs	Total Students Enrollment
PK	6	1	10	17
KK	22	2	89	113
01	22	2	90	114
02	30	3	102	135
03	18	6	101	125
04	25	2	122	149
05	18	0	106	124
School Totals	141	16	620	777

*Special Assistance Status schools are schools that provide free meals to all student school-wide under a special provision of the federal school lunch program.

NOTE: This report includes all active and withdrawn students.

REMEDIAL EDUCATION SUBJECT CODE

What / SR Description

Academic subject(s) for which the student received **Remedial Education Program (REP)** services at any time during this school year. This applies to grades 6-12 only.

Code the student for Remedial Education Program (REP) services received at any time during this school year.

REP Code	Description
3	Remedial English/LA
4	Remedial ELA/Reading (GRADE LEVEL '06' -'12')
5	Remedial ELA/Writing (GRADE LEVEL '06' -'12')
6	Remedial Mathematics (GRADE LEVEL '06' -'12')
7	Both ELA/Reading and Mathematics (GRADE LEVEL '06' -'12')
8	Both Writing and Mathematics (GRADE LEVEL 6-12)
9	Both ELA/Reading and Writing (GRADE LEVEL 6-12)
Blank	Not Applicable

Why / How is it used?

Program Monitoring

How can I check this? / SR Reports

SR029 Remedial Education Report, SR070

SR029 Remedial Education Report,

School #	Name	Grade Range	Number of Students in Remedial Education						Total un-duplicated student count
			Grades 06-12						
			Reading only	Writing only	Math only	Both Reading & Math	Both Writing & Math	Both Reading & Writing	
1060	ABC Middle School	06-08	2	0	181	0	2	0	288
0202	LOFTY Middle School	06-08	0	0	78	0	555	0	695
3056	RED High School	09-12	15	0	530	20	104	11	719
0475	BLUE Middle School	06-08	0	0	141	0	83	0	328

Grade Level	Number of Students in Remedial Education						Total un-duplicated student count
	Grades 06-12						
	Reading only	Writing only	Math only	Both Reading & Math	Both Writing & Math	Both Reading & Writing	
08	1	0	76	0	1	0	122
06	1	0	41	0	1	0	69
07	0	0	64	0	0	0	97
School Totals	2	0	181	0	2	0	288

NOTE: The Remedial Education Program (REP) is only for grades 6-12.

NOTE: This report includes all active and withdrawn students except for no-show students. No-show students are excluded from this report.

ENVIRONMENT CODE

What / SR Description

ENVIRONMENT CODE indicates the type of residential environment in which a student resides or the type of school the student attended at any time during this school year at this school. Enter data only for those students for whom one of the codes below apply.

Why / How is it used?

Program Monitoring and Federal Reporting

ENVIRONMENT CODE	Description
1	Resides in a local institution for neglected
2	Resides in a local institution for delinquent
3	Is homeless
4	Is a homeless unaccompanied youth
Blank	Not Applicable

How can I check this? / SR Reports

SR032b Environment and SR062B HOMELESS Demographics

Note: The total number of homeless students = the combined student count for code '3' + code '4'.

SR032b Environment Report

Environment								
School			Environment Code					
#	Name	Grade Range	In local institution for neglected	In local institution for delinquent	Homeless	Homeless Unaccompanied Youth	Total Homeless	
0151	GOLDEN High School	09-12	0	0	29	5	34	
0152	TRULY Intermediate School	02-05	0	0	54	0	54	
0153	IRISH High School	09-12	0	0	7	3	10	

Environment						
Environment Code						
Grade Level	In local institution for neglected	In local institution for delinquent	Homeless	Homeless unaccompanied youth	Total Homeless	
09	0	0	14	0	14	
10	0	0	8	1	9	
11	0	0	1	0	1	
12	0	0	6	4	10	
Total	0	0	29	5	34	

NOTE: This report includes all active and withdrawn students.

Total Homeless = Homeless + Homeless Unaccompanied Youth

HOMELESS PRIMARY NIGHT SHELTER

What / SR Description

For homeless students, (i.e. ENVIRONMENT CODE = '3' or '4'), enter the primary type of shelter the student has at night. The shelter code must equal one of the following: '1' – Shelters; '2' – Doubled-Up; '3' – Unsheltered; '4' – Hotels/Motels. If the student is not identified as homeless, then leave blank.

Why / How is it used?

Program Monitoring and Federal Reporting

How can I check this? / SR Reports

SR068 Homeless Primary Night Shelter Report

SR068 Homeless Primary Night Shelter Report

School #	School Name	Grade Range	Type of Homeless Shelter						
			Shelters	Doubled-Up	Unsheltered	Hotels/Motels	Other	Blank/NA	
1460	ABC Middle School	06-08	<u>3</u>	<u>11</u>	0		<u>8</u>	0	0
3054	BLUE High School	09-12	<u>4</u>	<u>11</u>	0		<u>3</u>	0	0
0473	RED Elementary School	PK-05	<u>3</u>	<u>27</u>	0		<u>17</u>	0	0
3040	TRULY Elementary School	PK-05	<u>1</u>	<u>4</u>	0		<u>4</u>	0	0

Grade Level	Type of Homeless Shelter						
	Shelters	Doubled-Up	Unsheltered	Hotels/Motels	Other	Blank/NA	
07	<u>1</u>	<u>6</u>	0	<u>4</u>	0	0	
06	<u>2</u>	<u>2</u>	0	<u>3</u>	0	0	
08	0	<u>3</u>	0	<u>1</u>	0	0	
School Totals	<u>3</u>	<u>11</u>	0	<u>8</u>	0	0	

SECTION 504 ELEMENTS

What / SR Description

GKIDS -Section 504 - indicates that a student qualified for Section 504 services at the time of GKIDS test administration. (Y/N)

WRITING ASSESSMENT – SECTION 504 indicates that a student qualified for Section 504 services at the time of Writing Assessment test administration.

Why / How is it used?

Program Monitoring

How can I check this? / SR Reports

SR046 Section 504 and Test Administrations Report

SR046 Section 504 and Test Administrations Report

Section 504 and Test Administrations Report				
School #	Name	Grade Range	Yes - Section 504	No - Section 504
1366	ABC Elementary School	PK-05	0	2,188
0133	BLUE Elementary School	PK-05	0	1,832
0237	SWEET Elementary School	PK-05	0	1,400
3360	RED Elementary School	PK-05	0	1,530

Section 504 and Test Administrations Report		
Test	Yes - Section 504	No - Section 504
Writing Assessment	0	1,094
GKAP	0	1,094
System Totals	0	2,188

NOTE: This report includes all active and withdrawn students except for no-show students. No-show students are excluded from this report.

STUDENT SUPPORT TEAM (SST)

What / SR Description

Indicates a **formal SST (Student Support Team) Tier 3 meeting** has been held for this student at some point during the school year. Valid values are 'Y' or 'N'. (Defaults to 'N' when null)

Why / How is it used?

Program Monitoring

How can I check this? / SR Reports

SR082 Report for Student Support Team (SST)

For additional information, please visit the SST website at
<http://public.doe.k12.ga.us/Curriculum-Instruction-and-Assessment/Student-Support-Teams/Pages/default.aspx>.

SR082 Report for Student Support Team (SST)

Report for Student Support Team(SST)					
School ID	School Name	Grade Range	Total # of Active Students*	SST Students	Percent of Students with SST
0101	Kennesaw Mountain High School	09-12	2227	4	.18
0102	Riverside Intermediate School	02-05	1273	190	14.93
0103	Kell High School	09-12	1530	13	.85
0104	Bullard Elementary School	PK-05	870	44	5.06

Report for Student Support Team(SST)				
Grade Level	Total # of Active Students*	SST Students	Percent of Students with SST	
11	401	2	.5	
12	580	1	.17	
10	589	0	0	
09	657	1	.15	

* This Count Includes a Student who are active or have latest School Attended in the State is current School (excludes PK)

What / SR Description

The **PRIMARY AREA** identifies a student's primary area of disability. Students with a primary area will be required to report one or more special education events in Student Record.

Why / How is it used?

Special Education Program Monitoring, CCRPI, and Federal IDEA reporting.

How can I check this? / SR Reports

Verify data on the following reports: **SR084 – Student Summary Information**, **SE056b – Primary Area by Age**, **SR057b – Primary Area by Grade**, or by using the **Ad Hoc Query**.

SR084 – Student Summary Report

Primary Area

SR084 Transmission on 05/01/2015 01:32:26 pm With Errors [Back to Student Report Menu](#)

[click here to print](#)

Georgia Department of Education
Student Record Data Collection System (FY2015)

Student Summary Report
601-Applying County

Student Summary Report

School ID	School Name	Gifted	EIP	REP	Migrant	CCAE	SWD	Title-I	FRL	PRE-K Program	EL (Y or M)	CTI	SST	RE-TAINED	Active Military	Special Needs Code*	Environment	Section 504	GAA	Date of Entry US School Students	Total Students	Total Active Students
0103	Applying County High School	70	0	80	44	0	148	9	594	0	21	78	0	1	6	0	63	5	5		1062	976
0177	Applying County Elementary School	25	86	0	45	0	82	2	477	0	86	0	4	1	2	0	9	0	12		617	579
0195	Applying County Middle School	55	0	278	35	0	102	0	542	0	12	0	9	0	3	0	43	0	5		825	764
0277	Applying County Primary School	2	163	0	78	0	140	0	658	179	125	0	42	23	0	0	25	0	0		831	769
1050	Altamaha Elementary School	26	73	0	9	0	70	0	255	58	16	0	25	11	0	0	10	1	0		418	401
5050	Fourth District Elementary School	5	51	0	8	0	19	0	171	23	6	0	0	2	3	0	7	1	0		186	173
Total		183	373	358	219	0	561	11	2697	260	266	78	80	38	14	0	157	7	22		3939	3662

FOOT NOTE:

SPECIAL NEEDS CODE ='2' - Student is a single parent

Data was created for example only

Primary Area

Georgia Department of Education
Student Record Data Collection System (FY2015)

Primary Area Of Exceptionality By Grade
616-Bulloch County

Summary of Primary Area Of Exceptionality By Grade

Area of Exceptionality	Primary Area Of Exceptionality By Grade															
	PK	UK	KK	U1	01	02	03	04	05	06	07	08	09	10	11	12
P - - Mild Intellectual Disability	0	0	0	0	<u>1</u>	<u>5</u>	<u>8</u>	<u>13</u>	<u>12</u>	<u>14</u>	<u>16</u>	<u>6</u>	<u>4</u>	<u>5</u>	<u>4</u>	<u>12</u>
Q - - Moderate Intellectual Disability	0	0	0	0	0	0	<u>2</u>	<u>6</u>	0	<u>1</u>	<u>1</u>	<u>3</u>	<u>4</u>	<u>1</u>	<u>2</u>	<u>9</u>
R - - Severe Intellectual Disability	0	0	0	0	0	0	0	<u>1</u>	<u>1</u>	<u>1</u>	<u>2</u>	<u>1</u>	0	0	<u>1</u>	<u>3</u>
S - - Profound Intellectual Disability	0	0	0	0	<u>1</u>	0	<u>2</u>	0	<u>1</u>	0	<u>2</u>	0	0	0	0	<u>1</u>
T - - Emotional / Behavioral Disorder	0	0	<u>3</u>	0	<u>5</u>	<u>2</u>	<u>6</u>	<u>10</u>	<u>14</u>	<u>11</u>	<u>8</u>	<u>8</u>	<u>13</u>	<u>16</u>	<u>12</u>	<u>8</u>
U - - Specific Learning Disability	0	0	<u>1</u>	0	<u>11</u>	<u>21</u>	<u>34</u>	<u>42</u>	<u>56</u>	<u>51</u>	<u>47</u>	<u>61</u>	<u>66</u>	<u>63</u>	<u>32</u>	<u>35</u>
V - - Orthopedic Impairment	0	0	<u>1</u>	0	0	0	0	0	0	0	0	<u>1</u>	0	0	0	0
W - - Hearing Impairment	0	0	0	0	0	0	0	0	<u>1</u>	0	<u>1</u>	0	0	0	0	0
X - - Deaf	0	0	0	0	0	0	<u>1</u>	0	0	<u>1</u>	0	<u>1</u>	0	0	0	0
Y - - Other Health Impairment	0	0	<u>3</u>	0	<u>9</u>	<u>12</u>	<u>21</u>	<u>30</u>	<u>20</u>	<u>30</u>	<u>26</u>	<u>23</u>	<u>34</u>	<u>22</u>	<u>17</u>	<u>16</u>
Z - - Visual Impairment	0	0	0	0	0	0	<u>1</u>	0	0	<u>1</u>	<u>1</u>	0	0	0	0	<u>1</u>
1 - - Blind	0	0	0	0	0	0	0	0	0	0	0	0	0	0	0	0
2 - - Deaf and Blind	0	0	0	0	0	0	0	0	0	0	0	0	0	0	0	0
3 - - Speech / Language Impairment	<u>65</u>	0	<u>51</u>	0	<u>42</u>	<u>39</u>	<u>25</u>	<u>18</u>	<u>9</u>	<u>2</u>	0	0	0	0	0	0
6 - - Autism	<u>1</u>	0	<u>1</u>	0	<u>2</u>	<u>9</u>	<u>6</u>	<u>11</u>	<u>7</u>	<u>9</u>	<u>4</u>	<u>9</u>	<u>3</u>	<u>6</u>	<u>2</u>	<u>5</u>
7 - - Traumatic Brain Injury	0	0	0	0	0	0	0	0	0	0	0	0	0	0	0	0
8 - - Significant Developmental Delay	<u>81</u>	0	<u>54</u>	0	<u>47</u>	<u>33</u>	<u>14</u>	0	0	0	0	0	0	0	0	0

Data was created for example only

Georgia Alternate Assessment (GAA)

What / SR Description

The **GAA FLAG** is used to identify **special education students** that have courses accessing the general curriculum and the IEP indicates the GAA is appropriate for the student. Students in grades K, 3-8, and 11 are assessed with the GAA; however, all GAA students should be flagged.

The Georgia Alternate Assessment (GAA) is a portfolio-based assessment for students in **GRADE LEVEL 'KK' – '12'** who have been identified as having the most significant cognitive disabilities and cannot participate in the general assessment program even with maximum accommodations.

Why / How is it used?

Program Monitoring and Assessment


How can I check this? / SR Reports

SR084 Student Summary Report

ALTERNATE MATH SEQUENCE

What / SR Description

ALTERNATE MATH SEQUENCE indicates whether a **special education student** in **GRADE LEVEL '10' – '12'** is taking the alternate course sequence for completing high school math requirements. **ALTERNATE MATH SEQUENCE** is a Y/N flag and is **required for SWD students in GRADE LEVEL '10' – '12'**. Leave the field blank for all other students.



Why / How is it used?

Special Ed Program Monitoring, Board Rule



How can I check this? / SR Reports

SR084 Student Summary Report

EXTENDED YEAR SERVICES

What / SR Description

EXTENDED YEAR SERVICES indicates **special education and related services** that are provided to a student with a disability beyond the normal school year, in accordance with the student's IEP and at no cost to the parents of the student.

May include: classroom instruction, home tutoring, transition, provision of related services, Saturday services, or assistance on particular skills that address specific goals.

Why / How is it used?

Special Ed Program Monitoring and Federal Reporting

How can I check this? / SR Reports

Use ADHOC Query to list students

Example AdHoc Query

AD HOC FOR EXTENDED YEAR SERVICE

Layout : STUDENT					Showing 1 - 7 of 7 Records	
SYSTEM CODE	SCHOOL CODE	STUDENT ID	STUDENT LAST NAME	STUDENT FIRST NAME	PRIMARY AREA OF EXCEPTIONALITY	EXTENDED YEAR SERVICES
999	0143	xxxxx2654	DOE	DEAR	P	Y
999	0143	xxxxx8937	MINOR	NOTE	U	Y
999	0143	xxxxx9718	MAJOR	CHORD	P	Y
999	0143	xxxxx6277	MEASURE	TWICE	Y	Y
999	0477	xxxxx6639	TWICE	BLESS	T	Y
999	0477	xxxxx4899	FEATHER	DOWNY	Q	Y
999	0194	xxxxx 5754	DAWN	ANICE	U	Y

GRADUATION PROGRAM OF STUDY

What / SR Description

Type of diploma toward which a high school student is working.

“I” - International Skills Seal (Grade 12 only)



Why / How is it used?

Program Monitoring



How can I check this? / SR Reports

SR023 Graduation Program of Study Report

SR023 Graduation Program of Study Report

Enrollment in Graduation Programs					
School		Grade Range	I	Other Grade_12	Total
#	Name				
3556	ABC High School	09-12	0	465	465
0151	LOFTY High School	09-12	0	563	563
2055	BLUE High School	09-12	0	652	652
0588	RED High School	09-12	0	488	488
System Totals			0	8,145	8,145

NOTE: This report includes all active and withdrawn students. Coding Graduation Program of Study for graduating seniors is not required. As a result, the totals may be slightly fewer than the sum of the active and withdrawn students.

Legend:

I - International Skills Seal (Grade 12 only)

Grade Level	I	Other Grade_12	Total
09	0	0	0
10	0	0	0
11	0	0	0
12	0	465	465
School Totals	0	465	465

NOTE: This report includes all active and withdrawn students. Coding Graduation Program of Study for graduating seniors is not required. As a result, the totals may be slightly fewer than the sum of the active and withdrawn students.

Legend:

I - International Skills Seal (Grade 12 only)

Career Awareness Lessons

CCRPI

What / SR Description

The number of **Career Awareness Lessons** completed by the student in grades **'01' – '05'**. If left blank, or non-numeric, this data element will automatically default to zero. CAREER AWARENESS LESSONS cannot be a negative number. Field must be null when grade level is not '01' – '05'.



Why / How is it used?

Program Monitoring, CCRPI



How can I check this? / SR Reports

Verify data on the following Student Reports:

SR081 – Career Planning Report

SR076 – Career Awareness Lessons Report

Career Portfolio

CCRPI

What / SR Description

The Y/N designation for **5th grade students** based on status of completing a **Career Portfolio**. If 'Y' or 'N' is not reported, this data element will automatically default to 'N'. Yes (Y) or No (N) is required for students in GRADE LEVEL '05'. Must be blank for all other GRADE LEVELS.



Why / How is it used?

Program Monitoring and CCRPI



How can I check this? / SR Reports

Verify data on Student Report **SR081 – Career Planning Report**

Career Interest Inventories

CCRPI

What / SR Description

The number of **Career Interest Inventories** completed by the student in **GRADE LEVELS 06 thru 08**. If left blank, or non-numeric, this data element will automatically default to zero.

CAREER INTEREST INVENTORIES cannot be a negative number. Field must be null when grade level is not '06' – '08'.

Why / How is it used?

Program Monitoring and CCRPI

How can I check this? / SR Reports

Verify data on the following Student Reports:

SR081 – Career Planning Report

SR077 – Career Interest Inventories Report

Individual Graduation Plan

CCRPI

What / SR Description

The Y/N designation for **8th grade students** based on status of completing **Individual Graduation Plan (Middle School)**. If 'Y' or 'N' is not reported, this data element will automatically default to 'N'. Yes (Y) or No (N) is required for students in GRADE LEVEL '08'. Must be blank for all other GRADE LEVELS.

Why / How is it used?

Program Monitoring and CCRPI

How can I check this? / SR Reports

Verify data on Student Report **SR081 – Career Planning Report**

Capstone Project

What / SR Description

Indicates whether or not the student completed a ~~career-related Work-Based Learning Program (WBL)~~ or a career-related **Capstone Project** (Y/N flag). Yes or No is required for students in GRADE LEVEL '09' – '12'. Must be blank for all other GRADE LEVELS.



Why / How is it used?

Program Monitoring and CCRPI



How can I check this? / SR Reports

Verify data on Student Report **SR081 – Career Planning Report**

SR081 – Career Planning Report

Career Awareness Lessons, Career Related Portfolio, Career Interest Inventories, Individual Graduation Plan, and Capstone Project

Note: Click on the hyperlink to drill down to the student detail.

SR081 Transmission on 04/22/2015 02:26:34 pm With Errors [Back to Student Report Menu](#) [click here to print](#)

Georgia Department of Education
Student Record Data Collection System (FY2015)

Career Planning Report
6:

Career Planning Report

School ID	School Name	Total # of Active Students*	Elementary School		Middle School	
			# of Students with Lessons	# of Students with Career Portfolio	# of Students with Inventories	# of Students with Graduation Plan
0101		757	0	0	0	154
0107	URS of Savannah Treatment Center	46	1	2	2	0
0109	School	158	12	0	0	0
0115	Technical and Career High School	416	0	0	0	123
0116	School	546	320	0	0	0
0117	School	1218	0	0	0	272
0118		570	0	124	547	0
0124		610	0	182	612	1

Test data for examples

SR081 – Career Planning Report

Career Awareness Lessons, Career Related Portfolio, Career Interest Inventories, Individual Graduation Plan, and Capstone Project

Note: Data should be reported from the system and school where the activities were completed.

SR081A Transmission on 04/22/2015 02:26:34 pm With Errors

Georgia Department of Education	Career Planning Detail Report
Student Record Data Collection System (FY2015)	Charter School (Grade Range: PK-05)



Career Planning Detail Report										
Student ID	GTID	Student Name	Grade Level	System ID	System Name	School ID	School Name	Lessons Completed	Withdrawn Code	Withdrawn Date
xxxxx4575	1234567890	Doe, John	05	625	Chatham County	0109	Coastal Empire Montessori Charter School	04		
xxxxx2692	2222222899	Doe, Jane	02	625	Chatham County	0109	Coastal Empire Montessori Charter School	03		
xxxxx3866	8887777756	Mouse, Mickey	01	625	Chatham County	0109	Coastal Empire Montessori Charter School	03		
xxxxx0344	7777766666	Stark, Robert	02	625	Chatham County	0109	Coastal Empire Montessori Charter School	03		
xxxxx4044	4646464646	Lanister, Jamie	03	625	Chatham County	0109	Coastal Empire Montessori Charter School	03		
xxxxx5171	2333555544	Downton, Abbey	04	625	Chatham County	0109	Coastal Empire Montessori Charter School	03		

Test data for examples








Other Reports for Career Data

Career Awareness Lessons and Career Interest Inventories
SR076 and SR077

Note: Click on the hyperlink to drill down to the student detail.










Career
Interest
Inventories

-  [SR068 Homeless Primary Night Shelter Report](#)
-  [SR070 Demographic of Education Program](#)
-  [SR072 Immigrant Student Report](#)
-  [SR075 International Exchange Student](#)
-  [SR077 Career Interest Inventories MS Report](#)
-  [SR081 Career Planning Report](#)
-  [SR084 Student Summary Information](#)



Career
Awareness

-  [SR069 SB10 Students Report](#)
-  [SR071 FTE/SR Exception Report](#)
-  [SR073 First Time Ninth Grade Students](#)
-  [SR076 Career Awareness ES Report](#)
-  [SR078 PRE-K Program Code Report](#)
-  [SR082 Report for Student Support Team \(SST\)](#)
-  [SRSTUDALL Print ALL Summary Reports](#)

Diploma Type

CCRPI

SR Description

Enter the type of diploma the student earned. A **diploma type** is required when a student **withdraws due to graduation**. It must be null if the student is active or withdrawn for any other reason.



SR Student Level

Program Monitoring, CCRPI, and Federal Reporting



SR Student Report

Verify data on the following Student Reports: SR057A, SR057B, SR057C – Graduate Diploma Information. Student detail is available by drilling down from the school level.

If the student entered 9th grade after FY 2008, then report the diploma type as a general diploma (G), special education diploma (S), or certificate of attendance (A). Otherwise, report the diploma type as a college prep (C), tech prep (V), both (B), special education diploma (S), or certificate of performance (A).

SR057A & B – Graduate Diploma Information

Georgia Department of Education	Graduate Diploma Information(SR057A)
Student Record Data Collection System (FY2015)	999-Sample County

School Level Data

2014-2015 Graduates District Summary					
System Id	System Name	Total Graduates	Total Certificates Of Attendance	Total Special Education Diploma	Total Regular Diploma
999	Sample County	231	6	10	215

2014-2015 Graduates School Summary

2014-2015 Graduates School Summary					
School Id	School Name	Total Graduates	Total Certificates Of Attendance	Total Special Education Diploma	Total Regular Diploma
0101	John Smith High School	50	1	3	46
0117	Mt. Vernon High School	56	0	2	54
0210	Skyrocket High School	25	3	3	19
0411	Islands High School	75	2	2	71
0499	First Rate High School	25	0	0	25



Georgia Department of Education

Richard Woods, Georgia's School Superintendent
"Educating Georgia's Future"

Thank you for your kind attention!



Questions & Answers

Session 3