



PCGENESIS CERTIFIED/CLASSIFIED PERSONNEL INFORMATION (CPI) SYSTEM OPERATIONS GUIDE

6/3/2016

Section J: MyGaDOE Web Portal
Provisioning, V2.2

Revision History

Date	Version	Description	Author
06/03/2016	2.2	16.01.00 – Update Logo and Footers.	S. Scrivens
07/25/2013	2.1	13.02.00 – Delete Cycle 3 reports.	D. Ochala
06/23/2009	2.0	09.02.00 – New security procedure supporting FY2010 CPI reporting requirements.	C. W. Jones

Overview

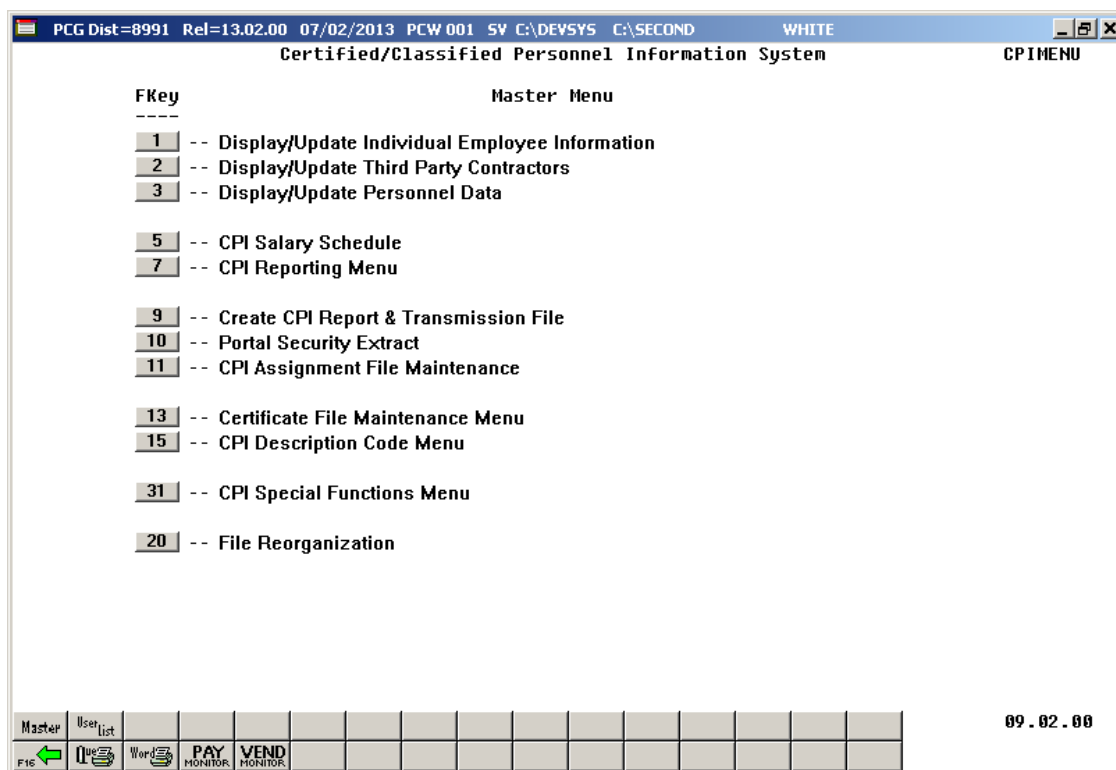
Data security is extremely important because many of the Georgia Department of Education's software applications provide access to highly sensitive data, including but not limited to information identifying students and their assessment results. To ensure the security of this data, beginning in FY2010, the *MyGaDOE* Web portal will use PCGenesis employee personnel and CPI data when granting access to the portal, and when authenticating anonymous Web users. This measure also facilitates new teachers gaining the required access to the *MyGaDOE* portal. Although this new extract of CPI personnel information is only for portal security provisioning, PCGenesis users should note that this is not a CPI extract.

The PCGenesis-*Portal Provisioning Upload* supports this effort by extracting employee personnel and Certified/Classified Personnel Information (CPI) information, including CPI assignment school codes and job codes for upload to the Georgia Department of Education.

Before performing this procedure, the *Certified/Classified Employee Listing* must be printed and the resulting errors corrected.

Step	Action
1	Print the <i>Certified/Classified Employee Listing</i> by following the instructions provided in <i>Section E: CPI Report Processing</i> .
2	From the <i>Business Applications Master Menu</i> , select F4 (F4 - Certified/Classified Personnel Information System).

The following screen displays:



Step	Action
3	Select F10 (F10 – Portal Security Extract).

The following screen displays:

The screenshot shows a DOS-style window titled "PORTAL SECURITY EXTRACT AND REPORT" with a menu bar containing "PCG Dist=8991", "Rel=13.02.00", "07/02/2013", "PCW 001", "SV C:\DEVSY", "C:\SECOND", and "WHITE". The window content includes a title bar "CPISCEXT" and the following text:

PORTAL SECURITY EXTRACT AND REPORT

The PORTAL SECURITY EXTRACT extracts employee personnel and CPI data (CPI assignment school codes and job codes) for upload to the Georgia Department of Education. This security extract file will be used by the MyGaDOE Portal to authenticate anonymous web users and grant security access to the portal.

The PORTAL SECURITY EXTRACT uses the CPI assignment data to define portal security access. Therefore, even though this program is NOT a CPI extract, the program requires that the CPI Error Report be run before the PORTAL SECURITY EXTRACT can be completed.

Select sort criteria: (any non-blank char.)

Sort by work location/name : _

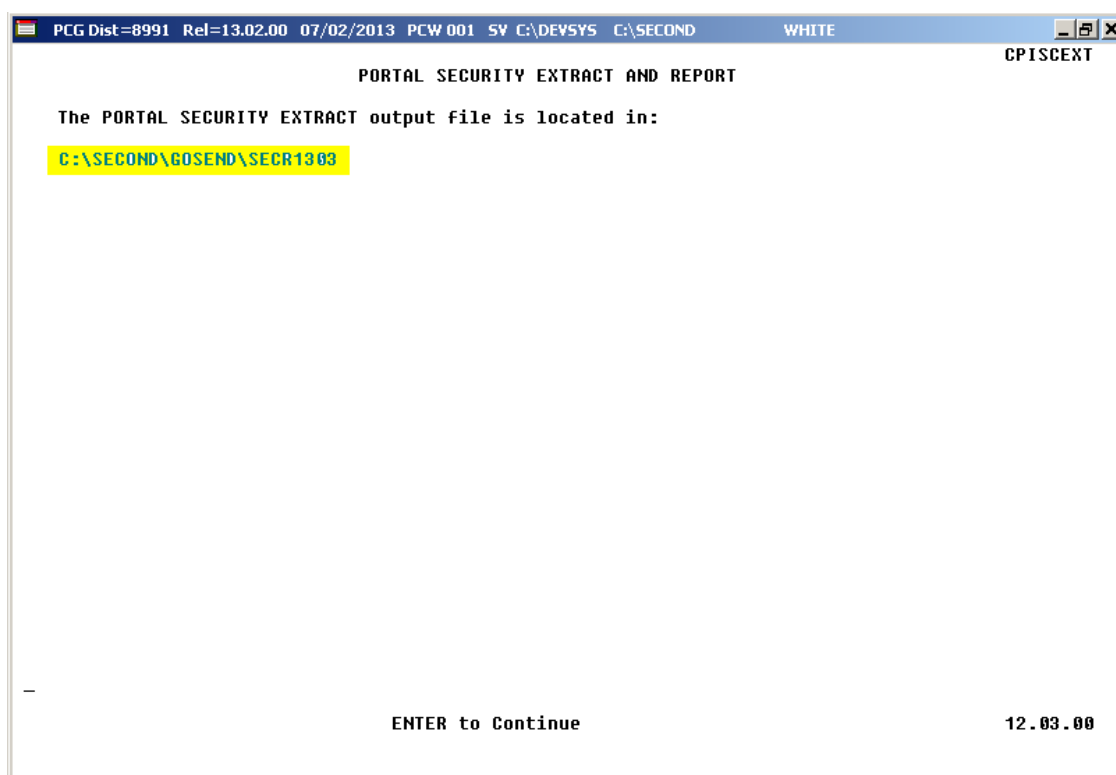
Sort by Social Security No.: _

F16 = Exit

12.03.00

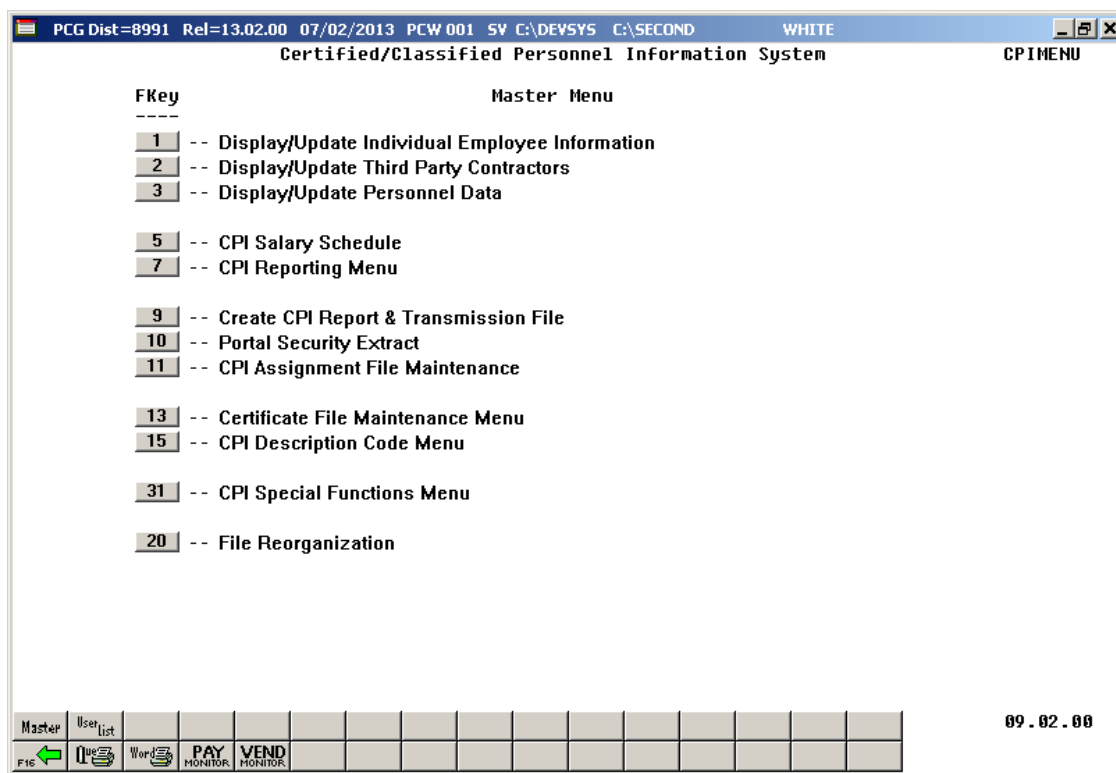
Step	Action
4	Enter X in the appropriate sort criteria field, and select Enter (to Continue). <i>*** Processing Request ***</i> briefly displays.



The following screen displays:




Step	Action
5	Record or screen-print the file location for <i>MyGaDOE</i> Web portal use, and select Enter (to Continue). <i>The file location is needed in Step 8 for the MyGaDOE Web portal transmission.</i>

The following screen displays:



Step	Action
6	<p>To print the report via the Uqueue Print Manager: Select  (Uqueue).</p> <p>To print the report via Microsoft® Word: Select  (MS WORD).</p> <p>Follow the instructions provided in the <i>Technical System Operations Guide, User Interface Procedures, Creating the Microsoft®-PCGenesis QWORD Macro for Report Printing</i> to create the macro necessary to use the feature where appropriate.</p>

Step	Action
7	Select  (F16 - Exit) to return to the <i>Business Applications Master Menu</i> .
8	Follow normal processing procedures to submit the file via the <i>MyGaDOE</i> Web portal.

J1. Portal Security Extract Report - Example

REPORT ID: CPICM401-DT		PORTAL SECURITY EXTRACT REPORT										PAGE: 1					
REPORT DATE: 07/02/2013												REPORT TIME: 08:11:00					
899 SMITH CITY BOARD OF EDUCATION		WORK LOCATION: 101 Location 000101										SORT ORDER: LOCATION, LAST NAME					
SSN	EMPNO CERT EMP BASIS	CLASS EMP BASIS	EMPLOYEE NAME CRT C/N	LOC	PRCNT	STAT	LEV	JOB	SUBJ	FLD	TYP	CERT ID SEC FUND	PAY STEP	YRS EXP	GHI PART	CONTRACT SALARY	TERMINATION DATE
999089391	089391	AL2NSO, 1.000	JO2TTE N	8013	100.0			456			(N)				N	16337.20	
999089831	089831	AM2ROSE, 1.000	BE2HANIE N	101	100.0			425			(N)				Y	19072.00	
999089039	089039 1.000	BA2DA, MA2	C	101	25.0	I	0	114	360	761	(C)	452158 L1		12	Y	57081.00	
			C	101	25.0	I		114	170	761							
			C	102	25.0	I		130	170	761							
			C	102	25.0	I		130	360	761							
999089281	089281 1.000	BA8GH, PH8BE	C	101	100.0	I	0	111	270	743	(C)	215475 L6		30	Y	50485.00	
999089640	089640	BL9NK, SH9WANNA	1.000	N	101	100.0		457			(N)				Y	17491.20	
999089025	089025 .500	BO8, CASHHERIN	C	101	100.0	I	0	114	500	764	(C)	787306 3		5	Y	18612.00	