

# Parent/Student Portal: Testing

**Parent** Using the Testing tile in SLDS Parent/Student Portal can help a parent answer the following questions:  
How can I talk to my child about how they are doing in school?  
How is my child doing in math and reading?

## What is Testing?

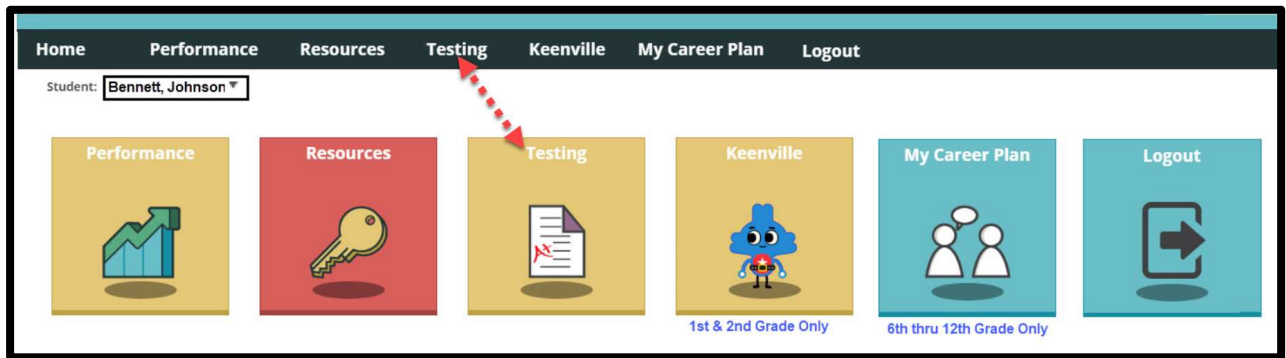
The Testing page is a way to see various tests (assessments) that have been assigned by teachers, the school, or by the district using one of two SLDS features; GOFAR and/or TestPad.

**Parent** Parents can see tests (assessments) that have been assigned to their child, and they can view the results of the tests after their child's test is scored.

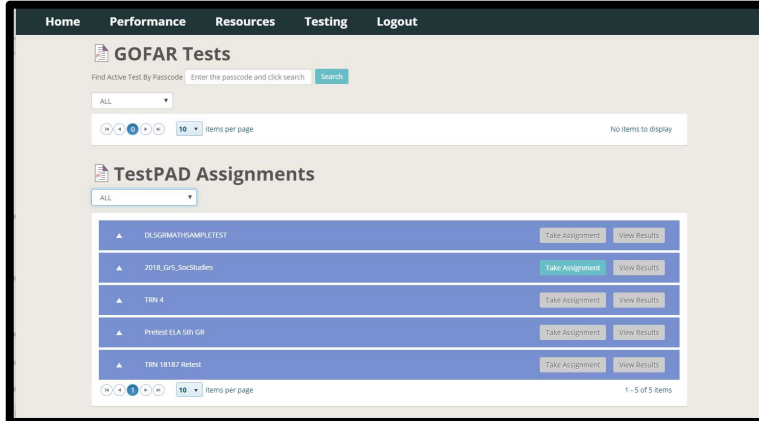
**Student** Students **take** the tests (assessments) that have been assigned to them. Once the student completes the test and the test is scored, the student can **view** those results.

## Accessing Testing

Inside the SLDS Parent/Student Portal, click Testing on the menu bar or the Testing tile.



The Testing landing page opens.



## GOFAR (GA Online Formative Assessment Resource) Tests

\*GOFAR may not be viewable for all users

The upper portion of the page shows any GOFAR-created tests that have been assigned to or taken by the student. Use the dropdown menu to see All, Active Tests or Completed Tests. To view the test results, follow similar details as noted below in TestPad Assignments.

## TestPad Assignments

TestPad is the latest test-making application built by GaDOE and available through SLDS. It's designed to allow teachers, schools and districts to create their own multiple choice, constructed response questions and reading passages, align them to standards, and deliver them to students through online tests using the SLDS Student Portal.

The TestPad portion of the page shows any TestPad-created tests (assessments) that have been assigned to or taken by the student. Use the dropdown menu to see All, Active, Past Due, Upcoming and Completed TestPad tests (assessments). As previously mentioned, this is also where parents can view their child's results.

The dropdown menu includes a list of what stage the tests (assignments) are in.

**ALL**=Displays every assignment (assigned or completed)

**Active Assignments**=Displays all active assignments

**Past Due Assignments**=Displays all assignments that were assigned, have passed their due date but haven't yet been completed

**Upcoming Assignments**=Displays all assignments that have an upcoming start/end date.

**Completed Assignments**=Displays all assignments that have been completed

## Viewing Completed Assignment Scores

The View Results button is used to view the test score on that test (assessment). Click the button to open a screen which provides the scored results.

The screenshot shows a blue header bar for an assessment titled 'Yazzie 8th GR Unit 1 - I'. On the right side of the header, there are two buttons: 'Take Assignment' and 'View Results'. The 'View Results' button is highlighted with a red box. A red arrow points from this button to a 'Student Test Result' window. The window displays the following information:

**Student Test Result**

Your Score : 3 out of 3

Description	Value
Total Number of Questions	3
Selected Response	3 out of 3
Points Earned	3
Points Possible	3

A 'Close' button is located at the bottom right of the window. A red arrow points to this button.

## Viewing More Information About Assignment

More detailed information about the assessment itself can be seen by clicking the small triangle beside the name of the assessment. This will expand the assessment information to include the name of the person who assigned it, subject, grade, start/end date of assessment and number of questions.

The screenshot shows a blue header bar for an assessment titled 'Sample ELA Test'. On the right side of the header, there are two buttons: 'Take Assignment' and 'View Results'. A small downward-pointing triangle is located to the left of the assessment name. This triangle is expanded, showing the following information:

- Assigned By: Yazzie, Sanda N
- Subject(s): ELA
- Grade(s): Grade 7, Grade 8
- Test Start Date: 4/8/2019
- Test End Date: 6/9/2019
- Number of Questions: 4

The toolbar shown on the bottom of the assessment window identifies the number of pages of tests, how many tests can be seen on a page, and how many pages of tests there are. You can use the inside (left/right) arrows to move from page to page. The outer arrows are used to move you quickly to the first and last page of the tests.



## Take Assessment

The **Take Assignment (Assessment)** button is used to launch the test.



The green **Take Assignment** button is only available to students and only if the test falls within the date/time options defined by your teacher/school or district when they created the test. If the current date/time falls outside of the due date originally set, the button is no longer green and appears disabled. Note: If you were unable to take the test during the original assigned date/time, you may be able to have the date/time window reset to allow you access to the test. Please talk to your teacher if this is the case.

When the test opens you will have the allotted amount of time to complete it. The number of questions to complete (selected/constructed responses) will display in the left-hand side of the test (Q1, Q2 etc...). Once you have completed a question the best thing to do is use the **NEXT** button to move automatically to the next question. You may (or may not) be allowed to skip questions and you may (or may not) be able to check the answers. These selections are set by the test maker.

Once completed, click the **FINISH TEST** button to exit the test. At this time, you will see the number of correct selected responses. There is no letter grade provided but rather a score of how many test questions were answered correctly.

**Teacher Assigned Test**

Sample ELA Test 116 min hide time Finish Test

Sample ELA Test >>Q1

What Fuels Your Cells?

You press the snooze button for the fifth time. You can still make the bus if you skip...showering, grooming, and eating. On the sixth set of chimes, you realize it's time to get up, and you slither, without showering, into today's ensemble. You hop down the stairs, still trying to tie your shoes, and wave away the morning breakfast. As you rush to the bus stop and land your ride to school, you hear your stomach rumble. No problem, right? Lunch is right around the corner, and you remembered to pack that lunch—or did you? You realize that it's going to be a long and hungry day. At least there's that vending machine. Maybe one bag of chips will get you through the day.

We are what we eat, literally. Human cells require proper nutrition on a daily basis. Like any other machine, the human body needs fuel to keep it running at its maximum performance level. The food a person eats keeps the skin and eyes healthy, the heart and nerves functioning, and bones and teeth strong. Carbohydrates, proteins, fats, water, vitamins, and minerals all provide an individual's body with the materials it needs to continue life processes. Without this proper diet, the body can break down, and the person can develop lethargy (or a perpetual condition of inattention), an inability to focus, or even a condition that reduces the ability to function in society.

Malnutrition, or the lack of adequate nutrition, can occur when an individual does not eat a balanced diet. Some nutritionists believe that humans need to eat grains, vegetables, fruits, meat and beans as well as drink milk daily. By eating only a few of the necessary elements of a healthy diet, a person can put himself at risk. Malnutrition can slow the body's ability to heal or to fight disease. It can make one feel sleepy or make it difficult for someone to think clearly. People need to eat a variety of foods so that everyone can take in all that the body requires.

Next

Active  
Unanswered

**School Assigned Test**

School\_Gr5SocStudies Finish Test

School\_Gr5SocStudies >>Q3 | Score : 0

What was Babe Ruth known for in the 1920s?

- being a World War I hero
- being a popular jazz musician
- being a famous baseball player
- being an African American Black poet

Assessment Result


Total Questions : 3  
Multiple Choice Questions : 3  
Correct : 1  
Incorrect : 2  
Not answered : 0  
Open Response Questions : 0  
Awaiting teacher's score : 0  
Score: 1

Click here to EXIT Done

Previous

Active  
Unanswered  
Answered

**School Assigned Test** Click here to EXIT

 You have successfully completed the assessment

## Exiting Testing

Click on any of the other menu bar options to access another feature of the SLDS Parent/Student Portal or click logout from the menu bar to properly exit the SLDS Parent/Student Portal.

