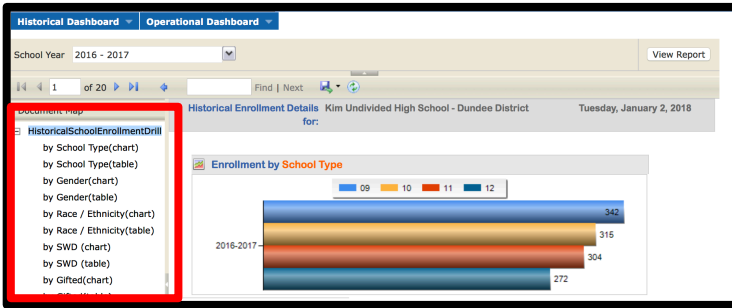


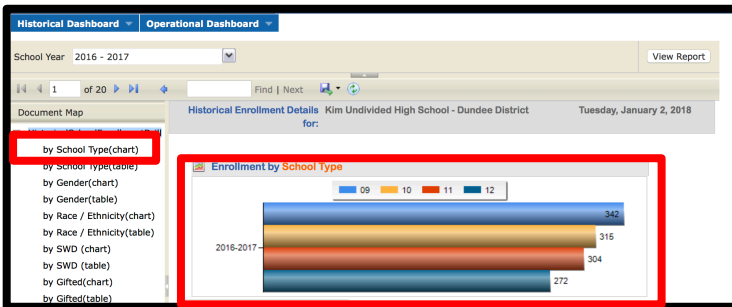
Chart and Table View

Richard Woods, Georgia's School Superintendent
"Educating Georgia's Future"

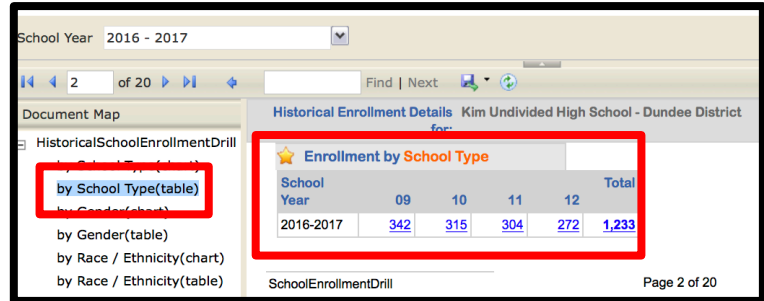
1. Within the **Historical Dashboard** details pages of SLDS data for **Enrollment** and **Attendance**, there are two options for viewing data in each available subgroup: **Table View** and **Chart View**.



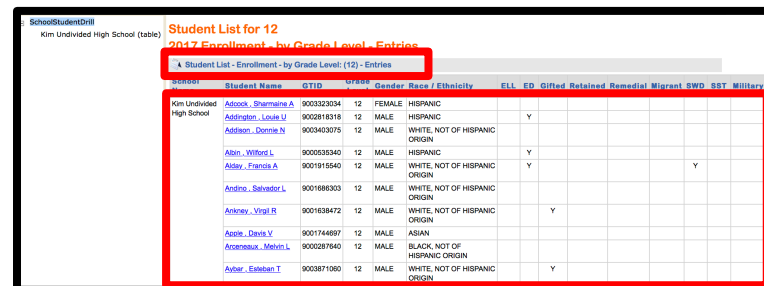
2. Selecting "chart" for any of the available subgroups will display the data as a bar graph.



3. Selecting "table" for any of the available subgroups will display the data as a table graph and provides hyperlinked numbers that can be clicked to display student names.



4. Clicking a hyperlinked number will display the list of students for that specific subgroup, in alphabetical order, with all corresponding subgroups for each student.



Student Name	GTIP	Grade	Gender	Race / Ethnicity	ELL	ED	Gifted	Retained	Remedial	Migrant	SWD	SST	Military
Adcock, Sharmaine A	900323034	12	FEMALE	HISPANIC									
Addington, Louise M	9002818318	12	MALE	HISPANIC									
Adriano, Donna N	9003403075	12	MALE	WHITE, NOT OF HISPANIC ORIGIN									
Albin, Wilford L	9000535340	12	MALE	HISPANIC									
Alley, Francis A	9001915540	12	MALE	WHITE, NOT OF HISPANIC ORIGIN									
Andino, Salvador L	9001686303	12	MALE	WHITE, NOT OF HISPANIC ORIGIN									
Arkney, Virgil R	9001638472	12	MALE	WHITE, NOT OF HISPANIC ORIGIN									
Apple, Davis Y	9001746897	12	MALE	ASIAN									
Aroneaux, Melvin L	9000287640	12	MALE	BLACK, NOT OF HISPANIC ORIGIN									
Aubar, Esteban T	9003871090	12	MALE	WHITE, NOT OF HISPANIC ORIGIN									

For more information on display options for data, see the *More Button and Additional Years Data 5 Steps*.