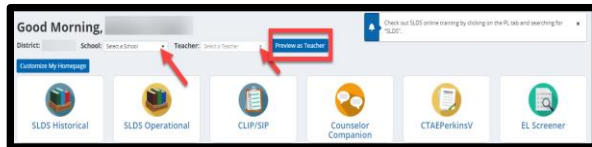
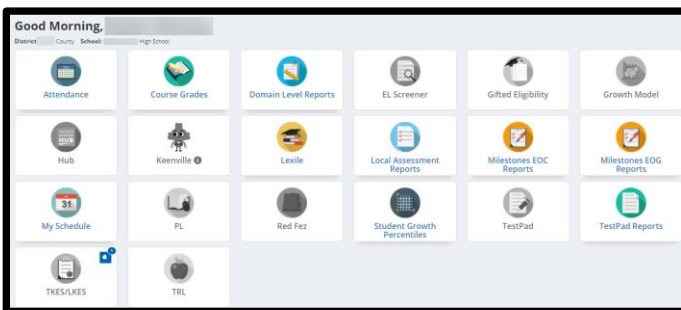


## An Administrators' View Into a Teacher's SLDS Data

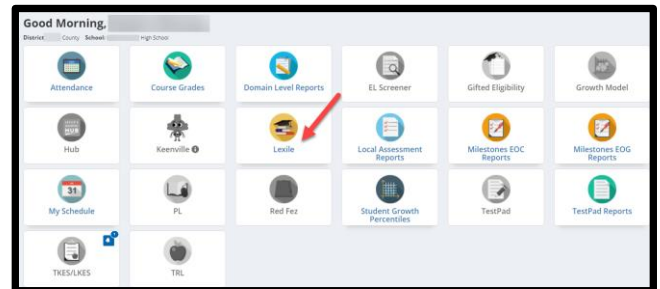
1. The **Teacher Dashboard** feature permits administrators to view SLDS data through the lens of a particular teacher at a school.
2. District users must first select a school name from the school dropdown, then select a teacher's name. School users need only select a teacher's name. Click **Preview as Teacher** button.



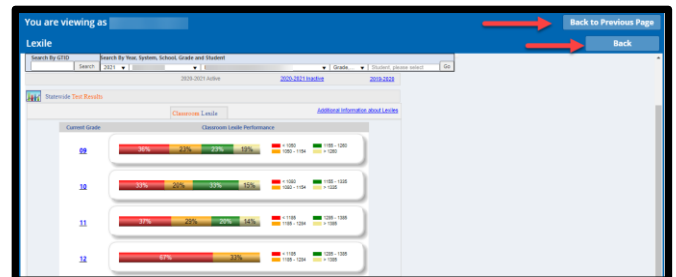
3. The Teacher Dashboard launches to display whatever applicable SLDS features/applications are accessible to that teacher.



4. Click on any of the tiles to see the data relevant to that teacher's current students.



5. In this example, the administrator is able to see Classroom Lexile data for that teacher's students.



The **Back to Previous Page** button returns the user to the the original **Admin Dashboard** wherein another teacher's name can be selected. The **Back** button returns user to the **Teacher's Dashboard**.