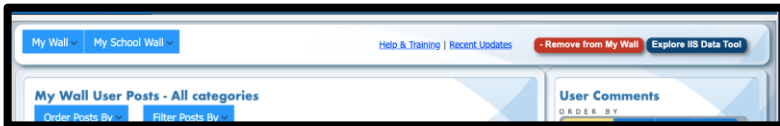


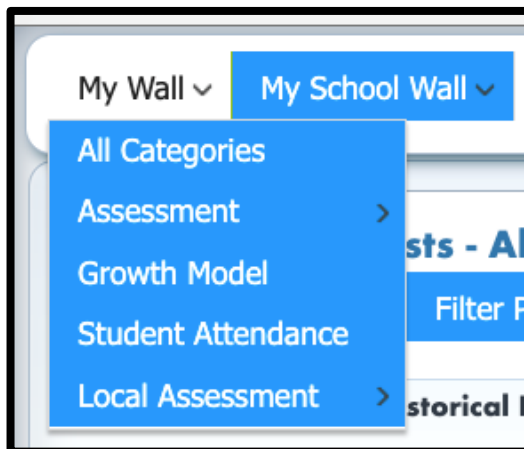
1. Sign into SLDS and click IIS Dashboard to access IIS Dashboard. You can also use the IIS Dashboard tile.



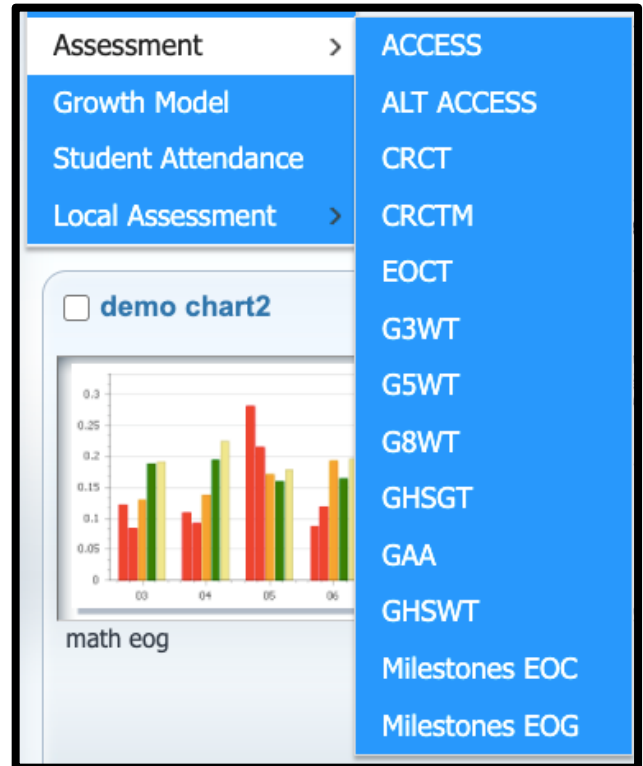
The IIS Dashboard will be displayed.



2. There are four categories of data available from either My Wall or My District (or School) Wall. The choices are:
 - a. Assessment
 - b. Growth Model
 - c. Student Attendance
 - d. Local Assessment



3. Hover over Assessment to see all assessment options.



4. Hover over Local Assessment to see all assessment options.

