



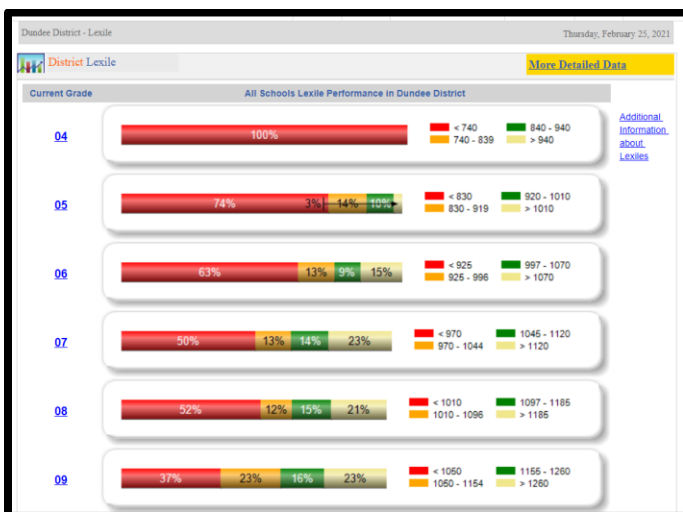
Lexiles

Operational Dashboard

1. Log into the SLDS Administrator Dashboard. Click the Operational Dashboard Tile and click the **Lexiles Scores** tile. (Districts can view school-specific dashboard by selecting a school from the drop-down).

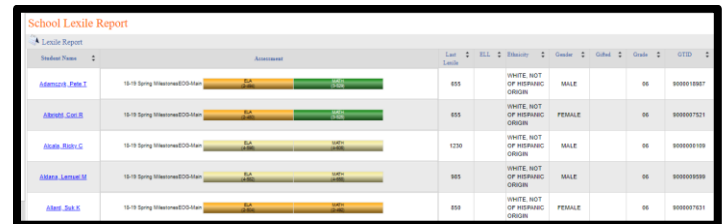


2. The most recent Lexile performance results will populate based on the students' current grade levels.



Note: Use **Fiscal Year** dropdown with **View Report** button to see additional years of data.

3. By clicking the grade level or one of the colored bands, a report will be generated with all of the students in the selected grade level or achievement band. The students will be listed in alphabetical order, with their last year's assessment results, their last Lexile score, and their demographics.



Student Name	Assessment	Last Lexile	Gender	Grade	GED
Adams, P.M.T.	18-19 Spring WhiteSummE03-Han	855	MALE	06	000001087
Adams, C.A.S.	18-19 Spring WhiteSummE03-Han	855	FEMALE	06	000001721
Adams, B.H.C.	18-19 Spring WhiteSummE03-Han	1250	MALE	06	000000109
Adams, L.M.M.	18-19 Spring WhiteSummE03-Han	855	MALE	06	000000598
Adams, J.K.S.	18-19 Spring WhiteSummE03-Han	855	FEMALE	06	000001721

4. Click **More Detailed Data** in the upper right corner of the **Lexile** chart section to view data by sub-group.



5. Select a **Grade Level**, **Group By**, and click **View Report** to view Lexiles by selected sub-group.

