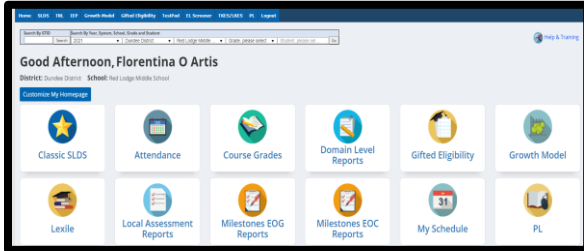
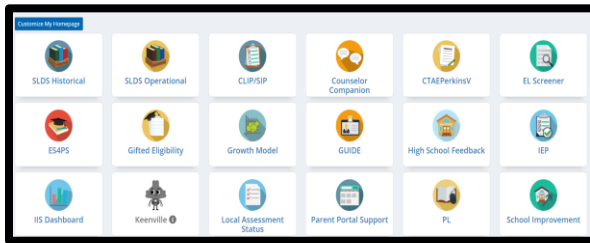


Notification Bell

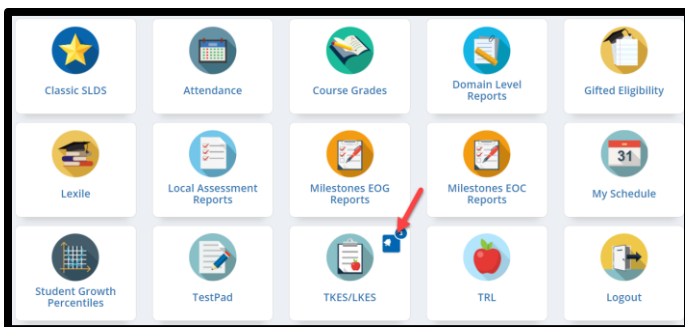
1. Log into SLDS Dashboard to launch your Teacher or Admin Home Page.



Or



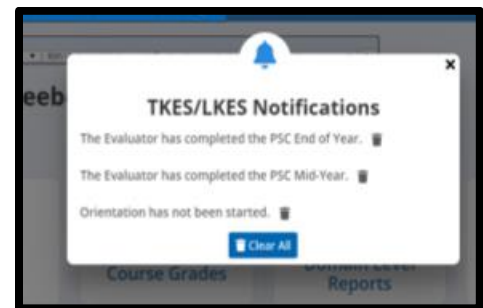
2. The **Notification Bell** always appears in the upper right-hand corner of a tile.



3. As shown here, if there has been activity in your TKES/LKES by an administrator, a bell will appear on the TKES/LKES tile. Click the bell located on the tile to access the notifications.



4. The notifications will appear in a box on the screen.



5. To delete the notification(s), click on the trash can next to the individual notifications or the **Clear All** button. To close out the notification window, click the "x" in the upper right-hand corner of the box.

