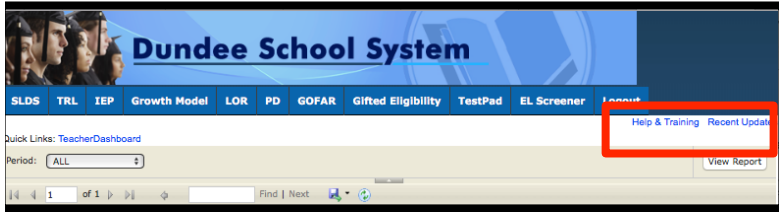


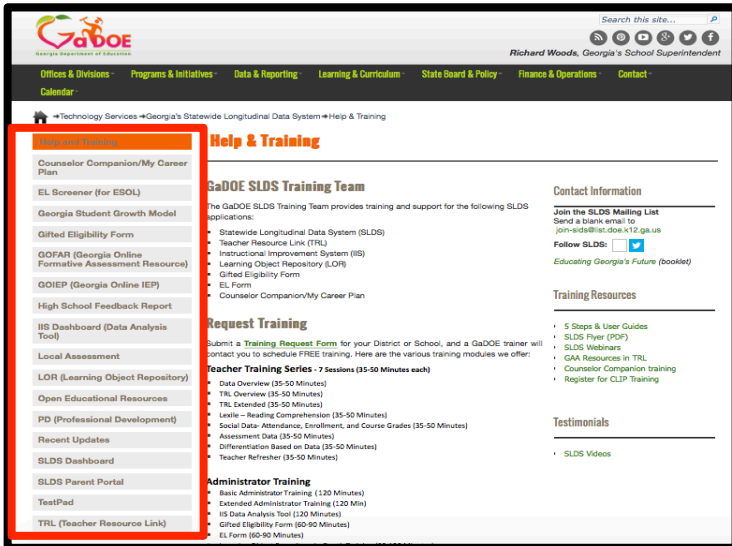
Help & Training

Richard Woods, Georgia's School Superintendent
"Educating Georgia's Future"

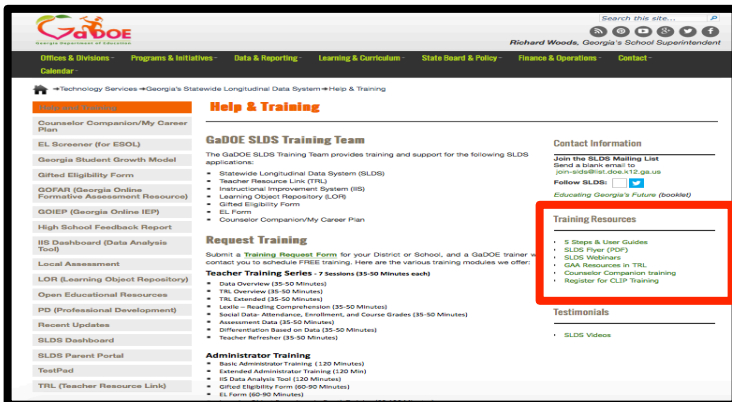
1. Help & Training resources and additional information on tools within SLDS are available through the **Help & Training** link located at the top of the SLDS landing page, to the far right, under the blue banner bar.



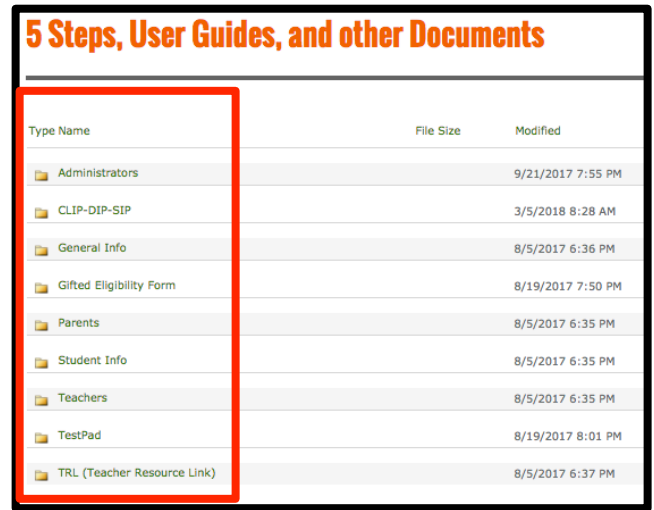
2. The Help & Training page contains **hotlinks** on the left side of the page that provide additional information about various tools and data available through SLDS.



3. Training resources for the SLDS dashboard (Administrative and Teacher levels) are located on the right side of the Help & Training page, and are listed under the **"5 Steps & User Guides"** links.



4. Available User Guides and 5 Steps Documents are broken down by category. The documents can be accessed by clicking the appropriate folder.



5. Within each folder (Administrators, Teachers, General Info, etc.) additional 5 Steps documents and subcategories are listed.

