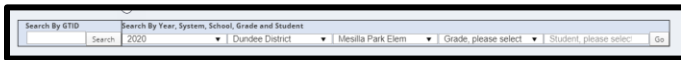
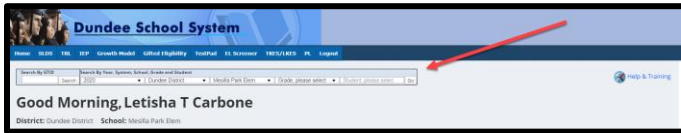


Accessing the Student Profile Page – Search Tool

1. Log into SLDS and locate the **Student Search Tool** under the menu bar near the top of the page (this feature is available near the top of every page on the SLDS dashboard).



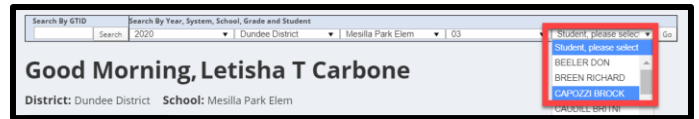
2. Verify the year and district are correct, then select the school if it is not already displayed.



3. Select the grade level of the student.



4. Select the name of the student.



5. Click **Go**.



The Student Profile Page will be displayed.

