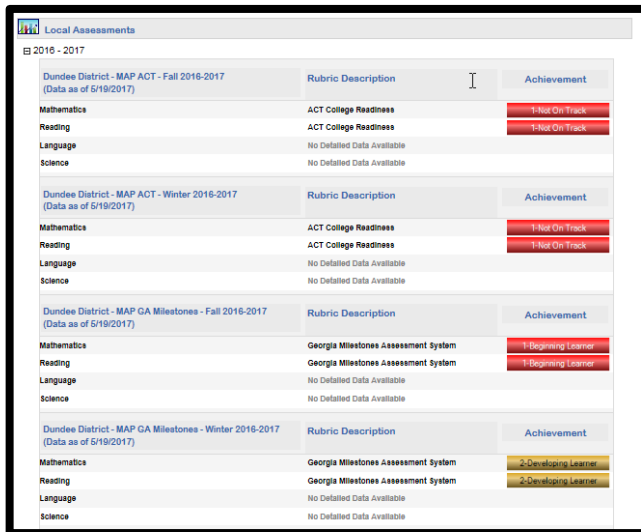


MAP (Measures of Academic Progress)

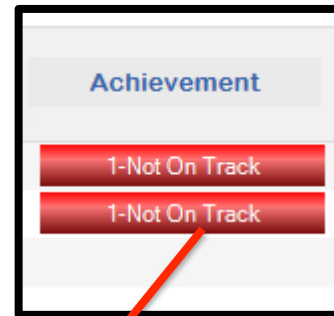
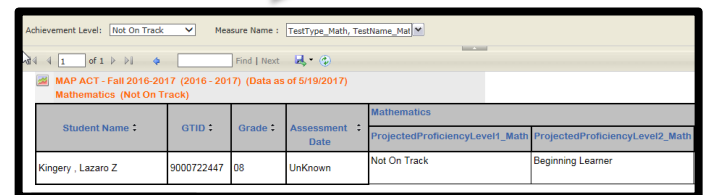
Local Assessment Data – Details from the Student Profile Page

1. The Local Assessment on the Student Profile Page displays in two parts: **(a)** The achievement result, identified by a color band.



Assessment	Rubric Description	Achievement
Dundee District - MAP ACT - Fall 2016-2017		
Mathematics	ACT College Readiness	1-Not On Track
Reading	ACT College Readiness	1-Not On Track
Language	No Detailed Data Available	
Science	No Detailed Data Available	
Dundee District - MAP ACT - Winter 2016-2017		
Mathematics	ACT College Readiness	1-Not On Track
Reading	ACT College Readiness	1-Not On Track
Language	No Detailed Data Available	
Science	No Detailed Data Available	
Dundee District - MAP GA Milestones - Fall 2016-2017		
Mathematics	Georgia Milestones Assessment System	1-Beginning Learner
Reading	Georgia Milestones Assessment System	1-Beginning Learner
Language	No Detailed Data Available	
Science	No Detailed Data Available	
Dundee District - MAP GA Milestones - Winter 2016-2017		
Mathematics	Georgia Milestones Assessment System	2-Developing Learner
Reading	Georgia Milestones Assessment System	2-Developing Learner
Language	No Detailed Data Available	
Science	No Detailed Data Available	

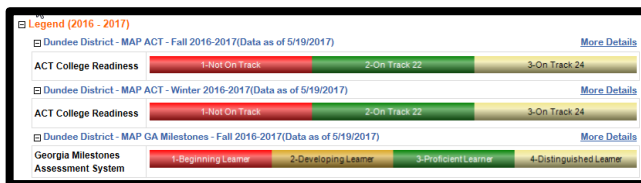
3. When you click any **Achievement** color band you access a detailed report about the student's achievement on this assessment.

Student Name	GTID	Grade	Assessment Date	Mathematics
Kingery, Lazaro Z	9000722447	08	Unknown	Not On Track

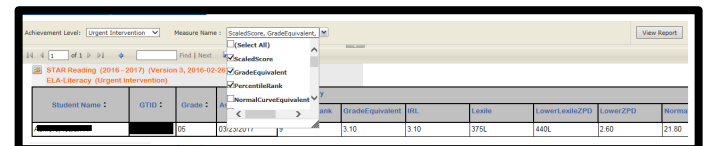
The color band displays different information depending on which Assessment it relates to. If related to GA Milestones the Achievement level is displayed, otherwise, a Status Percentile measure is displayed.

2. **(b)** A legend interpreting the various color band categories.



Assessment	1-Not On Track	2-On Track 22	3-On Track 24
Dundee District - MAP ACT - Fall 2016-2017			
Dundee District - MAP ACT - Winter 2016-2017			
Dundee District - MAP GA Milestones - Fall 2016-2017	1-Beginning Learner	2-Developing Learner	3-Proficient Learner
Georgia Milestones Assessment System			4-Distinguished Learner

4. Just above the navigation tool bar, use the two dropdowns, **Achievement Level** and **Measure Name**, to modify the data you wish to display. Make the selection(s) from the dropdown menu and click the **View Report** button to apply the selection(s).



Student Name	GTID	Grade	Assessment Date	STAR Reading	ELA Literacy	Math	Science	Lower Level 2FD	Lower 2FD	Writing
[Redacted]	[Redacted]	08	03/20/2017	3.10	3.10	3.75L	4.0L	2.00		21.00