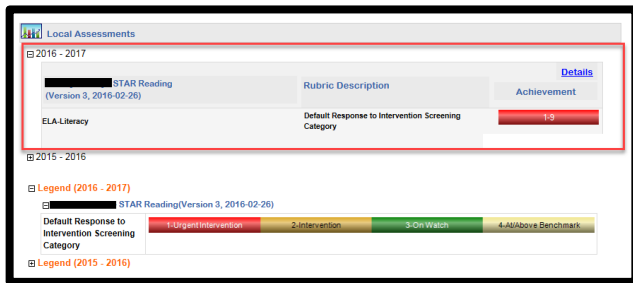
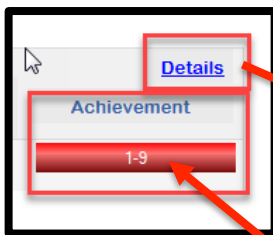


## Local Assessment Data – Details from the Student Profile Page

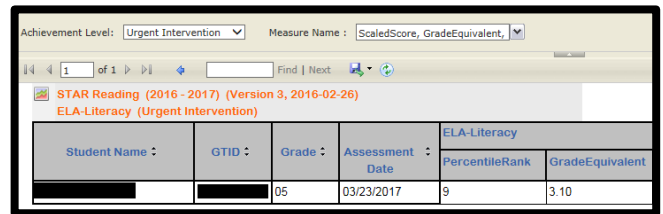
1. The Local Assessment on the Student Profile Page displays in two parts: (a) The achievement result, identified by a colored band and (b) a legend interpreting the various colored band categories.



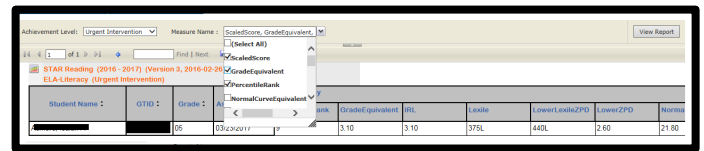
2. The color band displays two numbers. The first number is the achievement category attained (represented here by the # 1 = **Urgent Intervention**). The second number is the student's percentile rank (represented here by the # 9).



3. When you click the **Achievement** color band you access a detailed report about the student's achievement on this assessment.



4. Just above the navigation tool bar, use the two dropdowns, **Achievement Level** and **Measure Name**, to modify the data you wish to display. Make the selection(s) from the dropdown menu and click the **View Report** button to apply the selection(s).



5. When you click the **Detail** link, the student's longitudinal performance in the multiple assessments, taken over the course of the year, displays in chart format.

