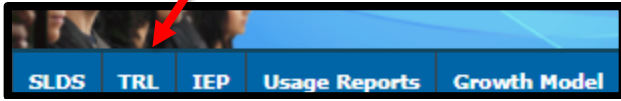
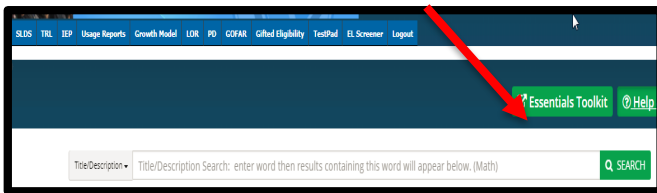


TRL- Essential Toolkit

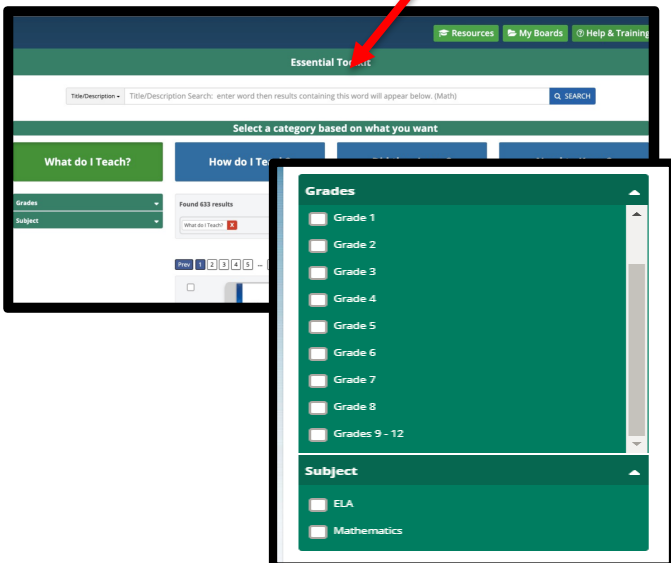
1. Sign into **SLDS** to access the dashboard and select the **TRL** (Teacher Resource Link) button from the menu bar.



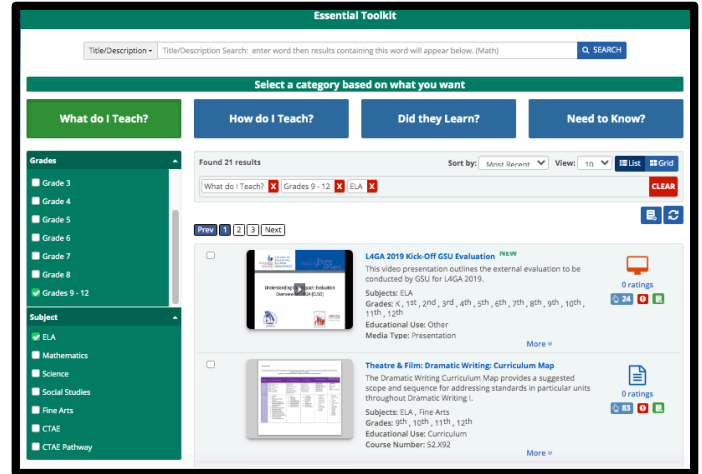
2. The **Essential Toolkit**, located in the upper right hand side of the **TRL** search page, is designed for beginning teachers or teachers new to their subject area or grade level. Resources are available for K-12 content areas.



3. The next screen allows for two ways of searching for resources: a key word search in the **Title/Description** or by grade and content area.



4. Select desired grade and subject filters to view resources aligned to those filters.



5. Narrow your search by clicking on one of the additional filter tiles: **What do I Teach, How do I Teach, Did they Learn, Need to Know?** Note that the search will automatically default to **"What do I Teach"**.

