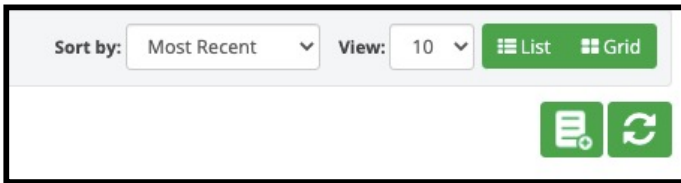


TRL – Sort By Options

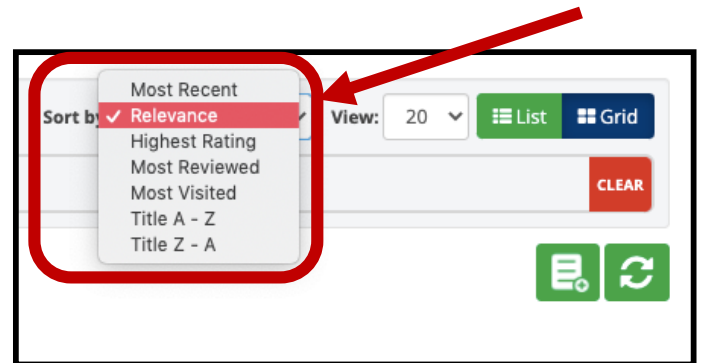
1. Click on TRL (Teacher Resource Link) located on the SLDS menu bar.



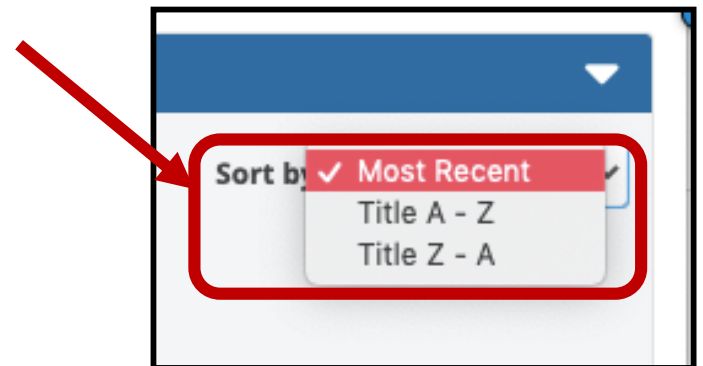
2. Use the **Sort by** feature to control the preferred way of displaying the search results.



3. Most of the **Sort by** options are self explanatory. However, the **Sort by Relevance** option is designed to sort resources that most closely resemble the search criteria used in the initial search. (In the example below, the search filters used were for 7th grade Social Studies).



4. The **Sort by Most Recent** option is designed to display resources that were most recently added to TRL and that most closely resemble the search criteria used in the initial search. (Using the previous example, when **Most Recent** option is initiated, TRL displays the resources related to 7th grade Social Studies most recently added to the database).



For more information on TRL click on the [TRL Quick Start Guide](#) link.