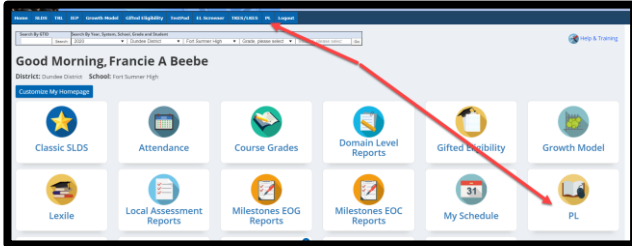
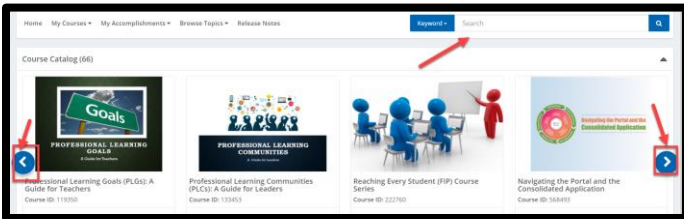


How to register

1. Click the **PL Tile**. Alternatively, click on the **PL Tab** on the Menu Bar.



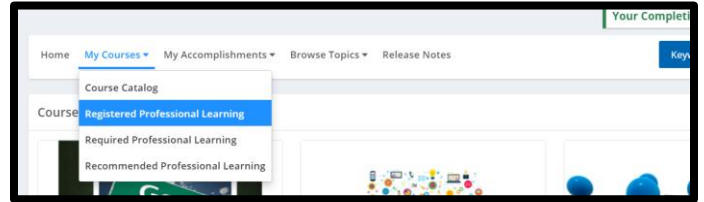
2. To locate a specific course, enter a key word into the **Keyword** search or click the blue arrows to scroll through the various course options.




3. Click the **Register** button.




4. To find the PL course you registered for, click the arrow next to **My Courses**.



Or scroll down the screen until you see **Registered Professional Learning**.



To launch a Professional Learning course, click on the title.



5. If you decide to unregister, just click **Unregister**.

