

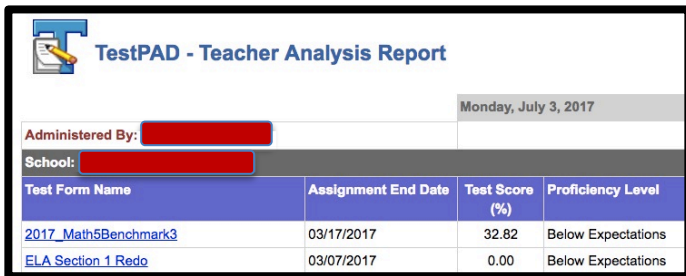
TestPad Teacher Reports

Viewing TestPad Reports from Teacher Dashboard

1. Sign into SLDS as a teacher, navigate to the bottom of the SLDS landing page, and click the **TestPad** icon.

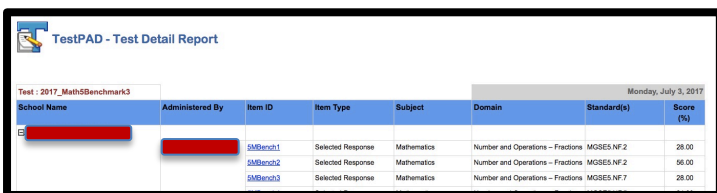


The Teacher Analysis Report (list of assessments) is displayed.



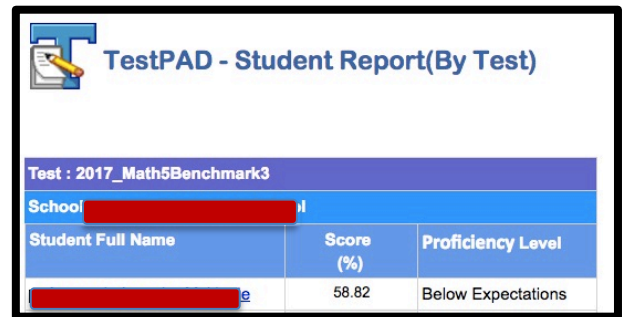
Test Form Name	Assignment End Date	Test Score (%)	Proficiency Level
2017_Math5Benchmark3	03/17/2017	32.82	Below Expectations
ELA Section 1 Redo	03/07/2017	0.00	Below Expectations

2. Click the Test Form Name to view the Test Detail Report, which shows all items on the assessment.

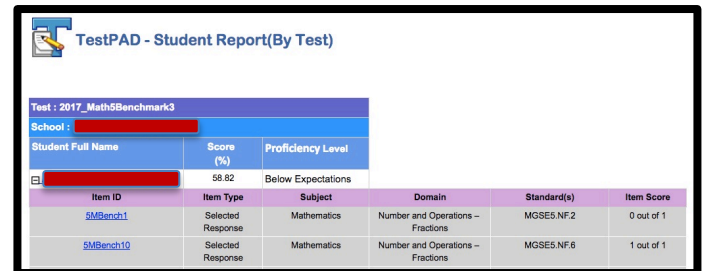


Item ID	Item Type	Subject	Domain	Standard(s)	Score (%)
5MBench1	Selected Response	Mathematics	Number and Operations - Fractions	MGSE5.NF.2	28.00
5MBench2	Selected Response	Mathematics	Number and Operations - Fractions	MGSE5.NF.2	56.00
5MBench3	Selected Response	Mathematics	Number and Operations - Fractions	MGSE5.NF.7	28.00

3. On the Test Detail Report, click the School Name to view a list of the students who took the assessment [Student Report (By Test)]. Click the plus sign in front of a Student Full Name to view the student's results on each item for the assessment. Click the student's name to view the Student Profile Report.

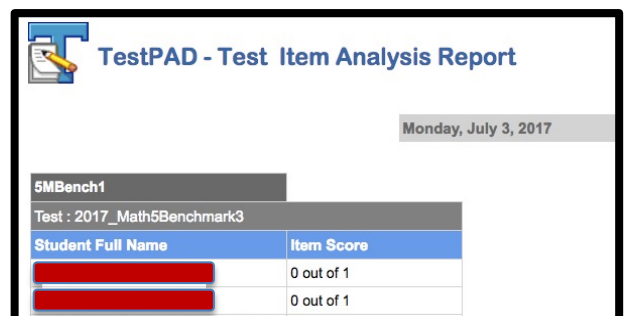


Student Full Name	Score (%)	Proficiency Level
[Redacted]	58.82	Below Expectations



Item ID	Item Type	Subject	Domain	Standard(s)	Item Score
5MBench1	Selected Response	Mathematics	Number and Operations - Fractions	MGSE5.NF.2	0 out of 1
5MBench10	Selected Response	Mathematics	Number and Operations - Fractions	MGSE5.NF.8	1 out of 1

4. On the Test Detail Report, click the Item ID to view all student results for that item [Test Item Analysis Report].



Student Full Name	Item Score
[Redacted]	0 out of 1
[Redacted]	0 out of 1