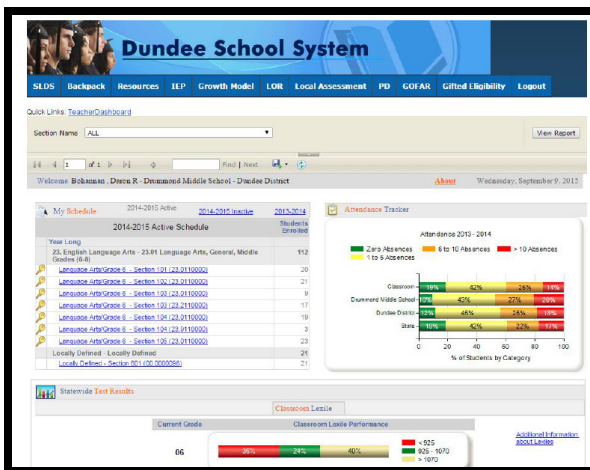


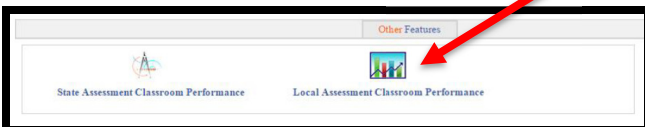
# SLDS in Five Steps or Less

## Locating Local Assessment Data in SLDS

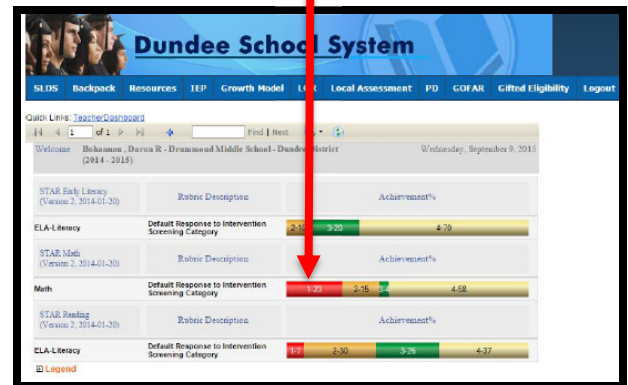
1. Local Assessments are available to districts who have contracted with the vendor to provide their assessment results in SLDS. Currently SLDS has a formal agreement with Renaissance Learning although there may be others in the future.
2. Login to SLDS to access your teacher dashboard page.



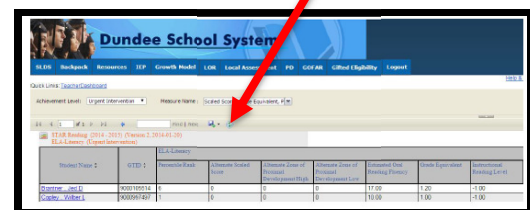
3. Scroll down to the bottom of the teacher dashboard and click the **Local Assessment Classroom Performance** icon. Note that the icon won't appear unless assessment data is available.



4. The assessments that have been taken by your students are displayed in a report. In the example below the number 1 indicates that these students are in need of urgent intervention. The number 23 indicates that 23% of the total # of students are in the urgent intervention category.



5. Holding your mouse over each color band will provide additional information. Clicking into each color band will provide a detailed assessment report of students whose achievements fall within that range. You can [export](#) this report using the export (floppy disk) icon at the top of this page.



\*\*Please refer to SLDS [Local Assessment Teacher User Guide](#) for more detailed info regarding Local Assessments.