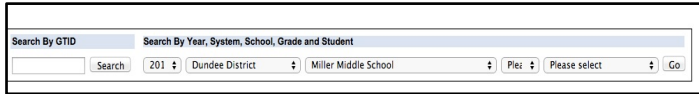
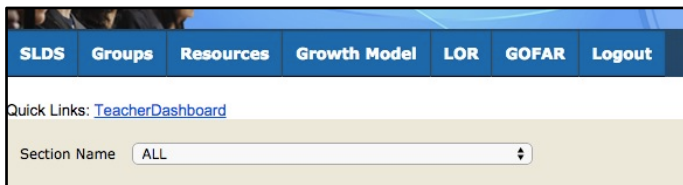


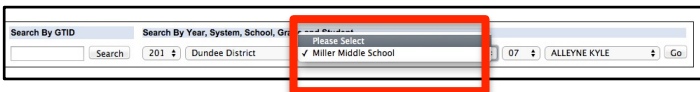
SLDS in Five Steps or Less

Accessing the Student Profile Page in SLDS


1. Sign into SLDS and scroll down to the **Student Search Tool** at the bottom of the page (this feature is available at the bottom of every page on the SLDS dashboard).



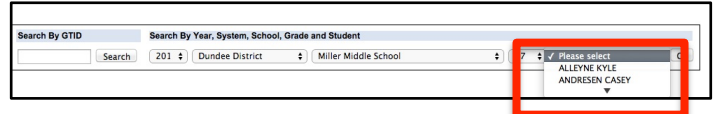
2. Verify the year and district are correct, then select the school if it is not already displayed.




3. Select the grade level of the student.



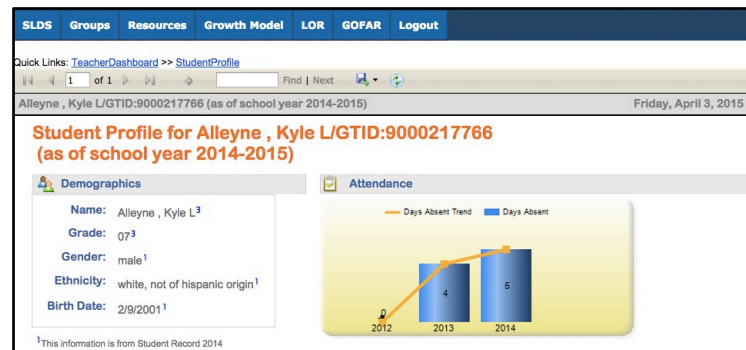
4. Select the name of the student.



5. Click **Go**.



The Student Profile Page will be displayed.



SLDS Groups Resources Growth Model LOR GOFAR Logout

Quick Links: [TeacherDashboard](#) >> [StudentProfile](#)

Allelyne, Kyle L/GTID:9000217766 (as of school year 2014-2015) Friday, April 3, 2015

Student Profile for Allelyne, Kyle L/GTID:9000217766 (as of school year 2014-2015)

Demographics

Name: Allelyne, Kyle L³

Grade: 07³

Gender: male¹

Ethnicity: white, not of hispanic origin¹

Birth Date: 2/9/2001¹

Attendance

Days Absent Trend Days Absent

2012 2013 2014

¹This information is from Student Record 2014