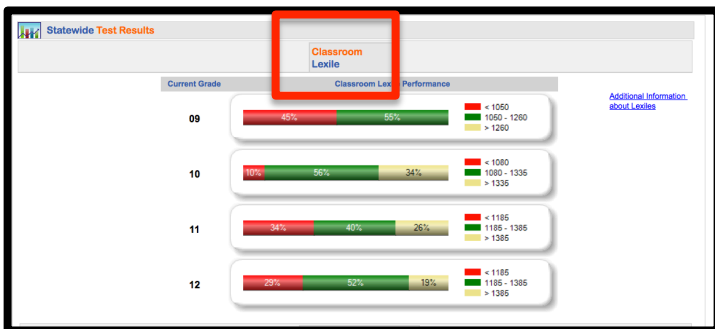


Additional Information About Lexiles in SLDS

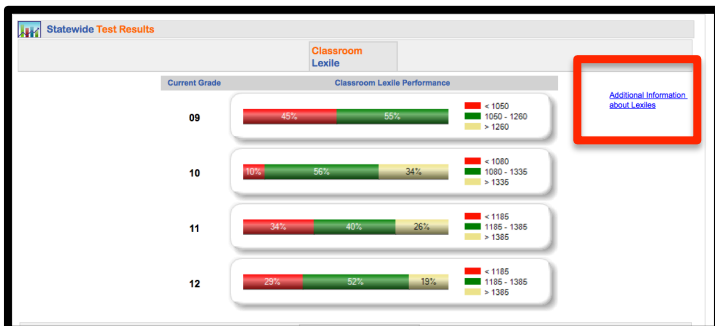
1. Sign into SLDS to open your dashboard.



2. Scroll down to the Lexile area (available to Grade 4 to Grade 12 teachers).



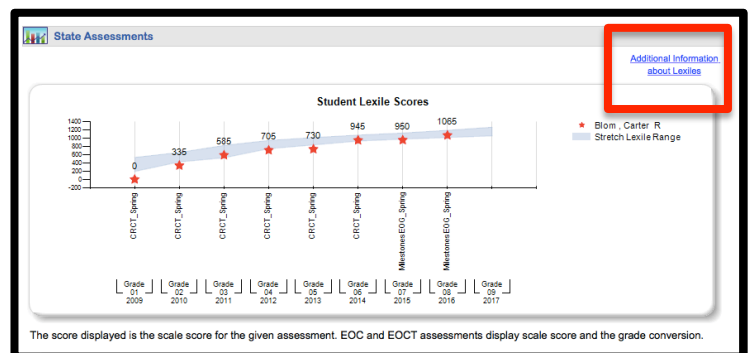
3. To see more information about Lexiles, click the hyperlink to the right of the Lexile chart entitled **"Additional Information About Lexiles."**



4. A web page will open with additional information about Lexiles and tools for educators.



5. The same **"Additional Information"** link is available on the Student Profile Page next to the **Stretch Lexile Chart**.



For additional information on Lexiles, see the *Lexile Scores*, *Lexile Data – District*, *Lexile Data – School*, and *Lexile – Student Profile* 5 Steps.