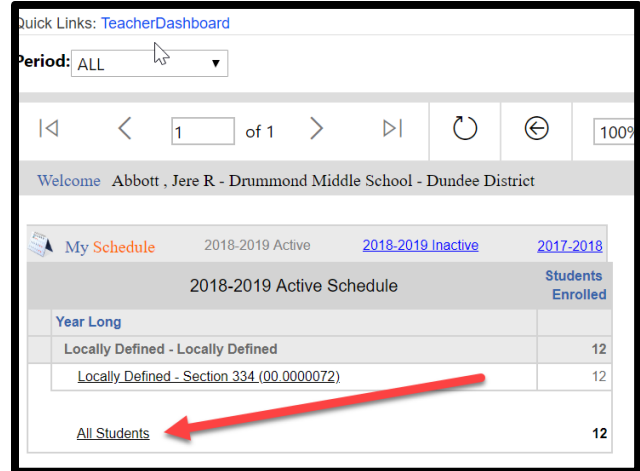
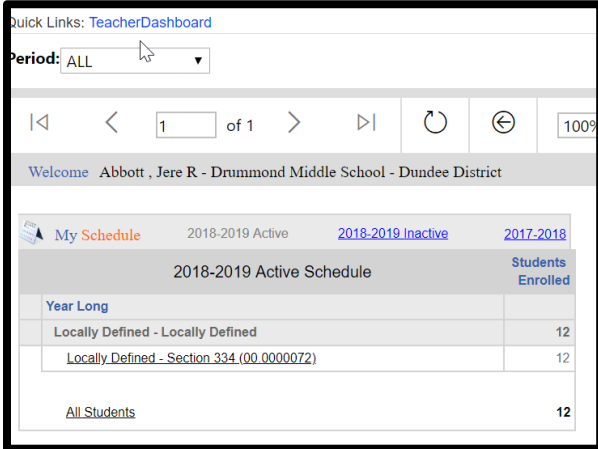
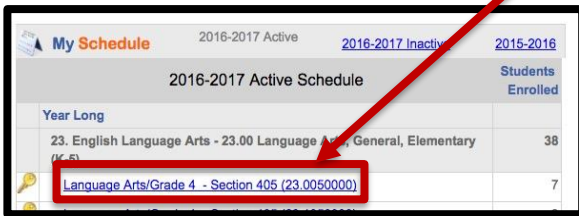


Student Rosters

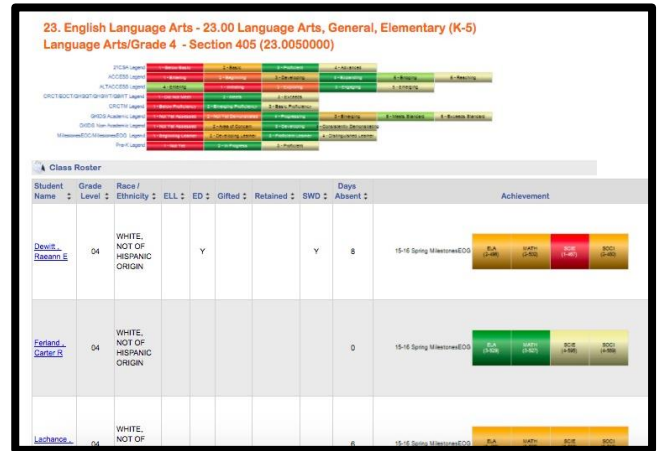
1. Sign into SLDS and scroll to the **My Schedule** section. By default, the **Active Schedule** is displayed.



2. Each class section listed in the **My Schedule** section is hyperlinked. Click on any hyperlinked class section to display the student roster for that section.



4. The student roster displays each student's current grade level, demographic data, subgroup data, and achievement data for students in the selection.



3. A class roster of **All Students** assigned to a teacher is available by clicking on the **All Students** hyperlink.

5. The student roster is a data page that can be exported by using the **Export Button** (floppy disk icon).

